

(No Model.)

H. KAUFMANN.
RECEPTACLE FOR GARBAGE.

No. 431,058.

Patented July 1, 1890.

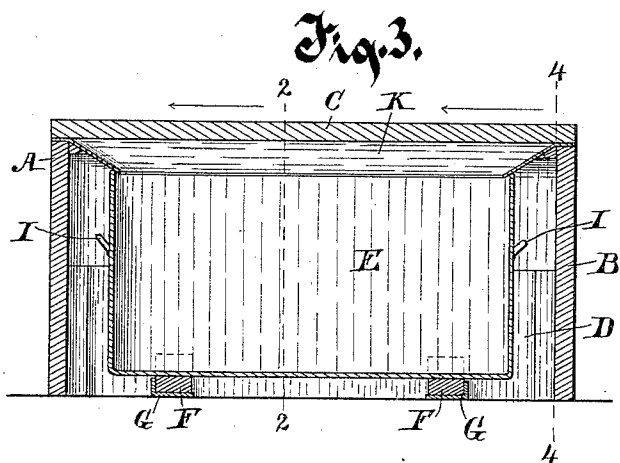
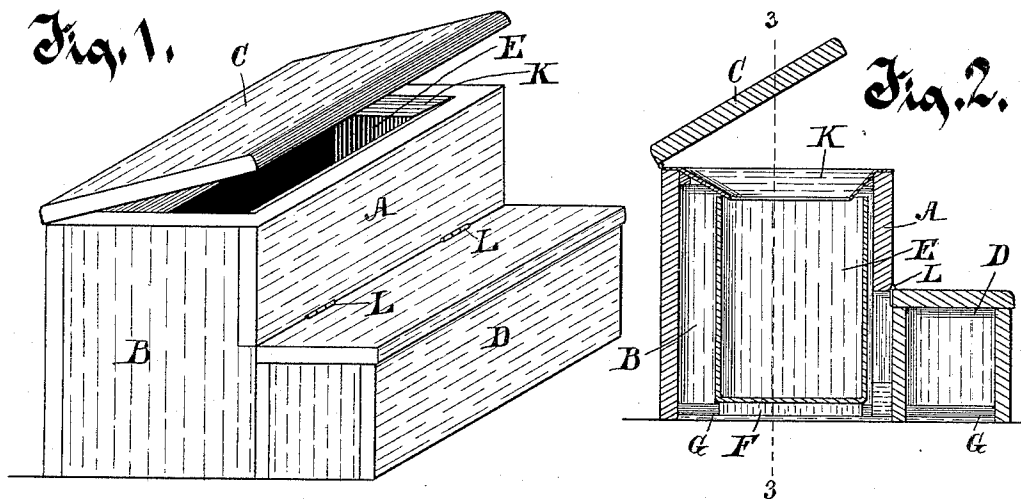
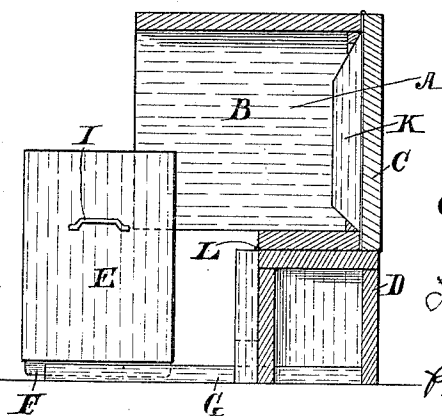


Fig. 4.



Witnesses.

W. H. Kury.

Anna Faust.

Inventor.

Hermann Kaufmann

By Edwin Benedict
Attorneys.

UNITED STATES PATENT OFFICE.

HERMANN KAUFMANN, OF MILWAUKEE, WISCONSIN.

RECEPTACLE FOR GARBAGE.

SPECIFICATION forming part of Letters Patent No. 431,058, dated July 1, 1890.

Application filed November 8, 1889. Serial No. 329,669. (No model.)

To all whom it may concern:

Be it known that I, HERMANN KAUFMANN, of Milwaukee, in the county of Milwaukee and State of Wisconsin, have invented new and useful Improvements in Receptacles for Ashes or Garbage; and I do hereby declare the following to be a full, clear, and exact description of said invention, reference being had to the accompanying drawings, and to the letters of reference marked thereon, which form a part of this specification.

My invention relates to a device intended to be located on the sidewalk at the curb, and is adapted to serve both as a receptacle for ashes or garbage and for a carriage block or step to enable persons to enter a high carriage conveniently from the sidewalk.

In the drawings, Figure 1 is an isometrical view of my complete device. Fig. 2 is a vertical transverse section of the complete device on line 2 2 of Fig. 3. Fig. 3 is a vertical longitudinal section of the complete device on line 3 3 of Fig. 2. Fig. 4 is a transverse vertical section of the device on line 4 4 of Fig. 3, looking in the direction of the arrow, but with the upper part of the case raised in the manner required for removing the ash or garbage receptacle.

The outer case A, that it may be made inexpensively, is ordinarily constructed principally of wood, and consists of the large box or case B, having an open bottom and a hinged lid C. A smaller box D, as long as the box B, but only about half as high, is secured at its upper longitudinal edge by hinges L L to the front side of the box B. The box D is intended to be stationary on the sidewalk, and may be secured thereto by loading it with weights or by bolting it to the sidewalk, if desired. The two boxes D and B, as arranged and secured together, are adapted to serve as a carriage-block, the box D serving as an intermediate step to the top of the box B. Within the box B is located a removable metal receptacle E, preferably formed of heavy sheet or boiler iron, which is provided with metal supporting legs or shoes F F, secured permanently thereto. These shoes F F rest upon and within angle-iron tracks

G G. These tracks G G are preferably secured to the sidewalk or to the lower edge of the box D, whereby they are retained in position, being supported on the sidewalk, and are adapted to serve both as supports for the shoes F F and as guides to retain the receptacle in position when being put in place within the case and while in the case, the receptacle E being of smaller size than the box B and being so located within the box that there is an air-space around it on every side between it and the box B, so that if hot ashes or coals are dumped into the receptacle there will be no danger of setting fire to the outer case A by reason of the heat or hot coals in the receptacle E. The receptacle E is also provided with handles I I for its convenient manipulation. A shallow sheet-metal hopper K of proper size is secured at its upper edges to the top of the box B and extends downwardly, inclining inwardly, its open bottom being of slightly-smaller size than the open top of the receptacle E, into which receptacle this hopper is adapted to guide all refuse dumped into it. The lid C closes the top of the box B and covers the receptacle and its contents from sight, but swings upwardly and rearwardly to permit the emptying of refuse into the receptacle. The box B has no front side wall below the top edge of the box D, and the box B is thereby adapted to be swung or tilted over on the hinges L L upon the box D in the manner shown in Fig. 4, whereby the receptacle E may be readily removed for emptying it of its contents.

What I claim as new, and desire to secure by Letters Patent, is—

1. The combination of a case A, formed in two parts, a larger part B, provided with a lid C, and a smaller part D, to which the part B is hinged, and a removable receptacle E, somewhat smaller than the box B, but adapted to be received therein, substantially as described.

2. The combination, with a box B, hinged to a permanent support D and provided with a lid C and a hopper K, of a removable receptacle E, of such size as to be received within the box B, but so as to have an air-space en-

tirely about the receptacle E, between it and the box B, substantially as described.

3. The combination of a box B, hinged to a permanent support D and provided with a lid C, a removable metal receptacle E, provided with metal shoes F F, and tracks G G, so constructed as to support and guide the shoes F F, substantially as described.

In testimony whereof I affix my signature in presence of two witnesses.

HERMANN KAUFMANN.

Witnesses:

C. T. BENEDICT,
ANNA FAUST.