

(12) INTERNATIONAL APPLICATION PUBLISHED UNDER THE PATENT COOPERATION TREATY (PCT)

(19) World Intellectual Property Organization  
International Bureau



(43) International Publication Date  
3 January 2003 (03.01.2003)

PCT

(10) International Publication Number  
**WO 03/000689 A1**

(51) International Patent Classification<sup>7</sup>: **C07D 471/04**,  
A61K 31/505, 31/435, A61P 31/12 // (C07D 471/04,  
235:00, 211:00)

(74) Agents: **LEVY, David, J.** et al.; GlaxoSmithKline, Five  
Moore Drive, P.O. Box 13398, Research Triangle Park, NC  
27709 (US).

(21) International Application Number: PCT/US02/18520

(22) International Filing Date: 10 June 2002 (10.06.2002)

(25) Filing Language: English

(26) Publication Language: English

(30) Priority Data:  
60/300,009 21 June 2001 (21.06.2001) US

(71) Applicant (for all designated States except US):  
**SMITHKLINE BEECHAM CORPORATION**  
[US/US]; One Franklin Plaza, Philadelphia, PA 19101  
(US).

(72) Inventors; and

(75) Inventors/Applicants (for US only): **GUDMUNDSSON,**  
**Kristjan** [IS/US]; GlaxoSmithKline, Five Moore Drive,  
P.O. Box 13398, Research Triangle Park, NC 27709 (US).  
**JOHNS, Brian, A.** [US/US]; GlaxoSmithKline, Five  
Moore Drive, P.O. Box 13398, Research Triangle Park,  
NC 27708 (US).

(81) Designated States (*national*): AE, AG, AL, AM, AT, AU,  
AZ, BA, BB, BG, BR, BY, BZ, CA, CH, CN, CO, CR, CU,  
CZ, DE, DK, DM, DZ, EC, EE, ES, FI, GB, GD, GE, GH,  
GM, HR, HU, ID, IL, IN, IS, JP, KE, KG, KP, KR, KZ, LC,  
LK, LR, LS, LT, LU, LV, MA, MD, MG, MK, MN, MW,  
MX, MZ, NO, NZ, OM, PH, PL, PT, RO, RU, SD, SE, SG,  
SI, SK, SL, TJ, TM, TN, TR, TT, TZ, UA, UG, US, UZ,  
VN, YU, ZA, ZM, ZW.

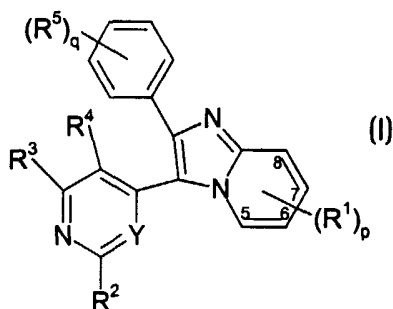
(84) Designated States (*regional*): ARIPO patent (GH, GM,  
KE, LS, MW, MZ, SD, SL, SZ, TZ, UG, ZM, ZW),  
Eurasian patent (AM, AZ, BY, KG, KZ, MD, RU, TJ, TM),  
European patent (AT, BE, CH, CY, DE, DK, ES, FI, FR,  
GB, GR, IE, IT, LU, MC, NL, PT, SE, TR), OAPI patent  
(BF, BJ, CF, CG, CI, CM, GA, GN, GQ, GW, ML, MR,  
NE, SN, TD, TG).

**Published:**

— with international search report

For two-letter codes and other abbreviations, refer to the "Guidance Notes on Codes and Abbreviations" appearing at the beginning of each regular issue of the PCT Gazette.

(54) Title: IMIDAZO<sup>1,2-A</sup>!PYRIDINE DERIVATIVES FOR THE PROPHYLAXIS AND TREATMENT OF HERPES VIRAL INFECTIONS



(57) Abstract: The present invention provides compounds of formula (I) wherein all variables are as defined herein, pharmaceutical compositions containing the same, processes for preparing the same and their use as pharmaceutical agents.

WO 03/000689 A1

## IMIDAZO[1,2-a]PYRIDINE DERIVATIVES FOR THE PROPHYLAXIS AND TREATMENT OF HERPES VIRAL INFECTIONS

## BACKGROUND OF THE INVENTION

- 5 The present invention relates to novel compounds, pharmaceutical formulations comprising these compounds, and the use of these compounds in therapy. More particularly, the present invention relates to compounds for the prophylaxis and treatment of herpes viral infections.
- 10 Of the DNA viruses, those of the herpes group are the sources of the most common viral illnesses in man. The group includes herpes simplex virus types 1 and 2 (HSV), varicella zoster virus (VZV), cytomegalovirus (CMV), Epstein-Barr virus (EBV), human herpes virus type 6 (HHV-6), human herpes virus type 7 (HHV-7) and human herpes virus type 8 (HHV-8). HSV-1 and HSV-2 are some of the most common infectious
- 15 agents of man. Most of these viruses are able to persist in the host's neural cells; once infected, individuals are at risk of recurrent clinical manifestations of infection which can be both physically and psychologically distressing.
- Herpes simplex viruses (HSV-1 and -2) are the causative agents of herpes labialis and
- 20 genital herpes. HSV infection is often characterised by extensive and debilitating lesions of the skin, mouth and/or genitals. Primary infections may be subclinical although tend to be more severe than infections in individuals previously exposed to the virus. Ocular infection by HSV can lead to keratitis or cataracts thereby endangering the host's sight. Infection in the new-born, in immunocompromised
- 25 patients or penetration of the infection into the central nervous system can prove fatal. In the US alone, 40 million individuals are infected with HSV-2, a number that is expected to increase to 60 million by 2007. Over 80% of individuals infected with HSV-2 are unaware they carry and spread the virus, and of those diagnosed less than 20% received oral therapies. The net result is that less than 5% of the infected
- 30 population are treated. Likewise of the 530 million individuals worldwide who carry the HSV-1 virus, 81% of the symptomatic population remain untreated. No cure

exists for HSV infection, and once infected, individuals carry the virus for life in a dormant state. Reactivation of the virus from latency occurs periodically and may be triggered by stress, environmental factors, and/or suppression of the host immune system. Currently, the use of nucleoside analogs such as valaciclovir (VALTREX®) and  
5 aciclovir (ZOVIRAX®) is the standard of care for managing genital herpes virus outbreaks.

Varicella zoster virus (VZV) (also known as herpes zoster virus) is a herpes virus which causes chickenpox and shingles. Chickenpox is the primary disease produced in a host  
10 without immunity, and in young children is usually a mild illness characterised by a vesicular rash and fever. Shingles or zoster is the recurrent form of the disease which occurs in adults who were previously infected with VZV. The clinical manifestations of shingles are characterised by neuralgia and a vesicular skin rash that is unilateral and dermatomal in distribution. Spread of inflammation may lead to paralysis or  
15 convulsions. Coma can occur if the meninges become affected. VZV is of serious concern in patients receiving immunosuppressive drugs for transplant purposes or for treatment of malignant neoplasia and is a serious complication of AIDS patients due to their impaired immune system.

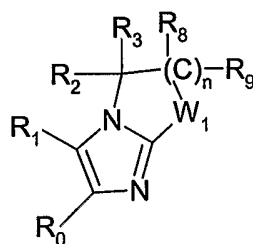
20 In common with other herpes viruses, infection with CMV leads to a lifelong association of virus and host. Congenital infection following infection of the mother during pregnancy may give rise to clinical effects such as death or gross disease (microcephaly, hepatosplenomegaly, jaundice, mental retardation), retinitis leading to blindness or, in less severe forms, failure to thrive, and susceptibility to chest and ear  
25 infections. CMV infection in patients who are immunocompromised for example as a result of malignancy, treatment with immunosuppressive drugs following transplantation or infection with Human Immunodeficiency Virus, may give rise to retinitis, pneumonitis, gastrointestinal disorders and neurological diseases. CMV infection is also associated with cardiovascular diseases and conditions including  
30 restenosis and atherosclerosis.

The main disease caused by EBV is acute or chronic infectious mononucleosis (glandular fever). Examples of other EBV or EBV associated diseases include lymphoproliferative disease which frequently occurs in persons with congenital or acquired cellular immune deficiency, X-linked lymphoproliferative disease which  
5 occurs namely in young boys, EBV-associated B-cell tumours, Hodgkin's disease, nasopharyngeal carcinoma, Burkitt lymphoma, non-Hodgkin's lymphoma, thymomas and oral hairy leukoplakia. EBV infections have also been found in association with a variety of epithelial-cell-derived tumours of the upper and lower respiratory tracts including the lung. EBV infection has also been associated with other diseases and  
10 conditions including chronic fatigue syndrome, multiple sclerosis and Alzheimer's disease.

HHV-6 has been shown to be a causative agent of infantum subitum in children and of kidney rejection and interstitial pneumonia in kidney and bone marrow transplant  
15 patients, respectively, and may be associated with other diseases such as multiple sclerosis. There is also evidence of repression of stem cell counts in bone marrow transplant patients. HHV-7 is of undetermined disease aetiology.

Hepatitis B virus (HBV) is a viral pathogen of world-wide major importance. The virus  
20 is aetiologically associated with primary hepatocellular carcinoma and is thought to cause 80% of the world's liver cancer. Clinical effects of infection with HBV range from headache, fever, malaise, nausea, vomiting, anorexia and abdominal pains. Replication of the virus is usually controlled by the immune response, with a course of recovery lasting weeks or months in humans, but infection may be more severe  
25 leading to persistent chronic liver disease outlined above.

PCT Publication No. WO 91/00092 to SmithKline Beecham Corp. refers to imidazo[1,2-a]pyridine compounds of formula (I)



wherein:

W<sub>1</sub> is  $-(CR_4R_5)-(CR_6R_7)-$ ,  $-CR_5=CR_7-$ ,  $-N=CR_7-$ ,  $-S(O)_m-$  or  $-O-$ ; one of R<sub>1</sub> and R<sub>0</sub> is 4-pyridyl or C<sub>1-4</sub>alkyl-4-pyridyl, provided that when R<sub>1</sub> is C<sub>1-4</sub>alkyl-4-pyridyl the alkyl substituent is located at the 2-position of the pyridine ring, and the other of R<sub>1</sub> and R<sub>0</sub> is

(a) phenyl or monosubstituted phenyl wherein said substituent is

C<sub>1-3</sub>alkylthio, C<sub>1-3</sub>alkylsulfinyl, C<sub>2-5</sub>1-alkenyl-1-thio, C<sub>2-5</sub>1-alkenyl-1-sulfinyl, C<sub>3-5</sub>2-alkenyl-1-thio, C<sub>3-5</sub>2alkenyl-1-sulfinyl, 1-acyloxy-1-alkylthio, C<sub>1-2</sub>alkoxy, halo, C<sub>1-4</sub>alkyl or Z wherein Z is  $-S-S-Z_1$  and Z<sub>1</sub> is phenyl or C<sub>1-9</sub>alkyl; or

(b) disubstituted phenyl wherein said substituents are independently

C<sub>1-3</sub>alkylthio, C<sub>1-2</sub>alkoxy, halo or C<sub>1-4</sub>alkyl; or

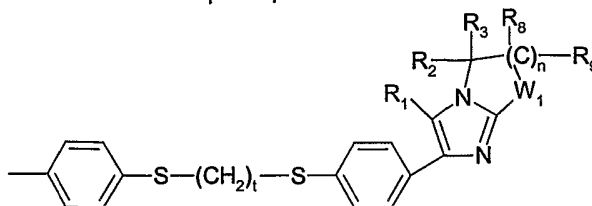
(c) disubstituted phenyl wherein one of said substituents is

C<sub>1-3</sub>alkylsulfinyl, C<sub>2-5</sub>1-alkenyl-1-thio, C<sub>2-5</sub>1-alkenyl-1-sulfinyl, C<sub>3-5</sub>2-alkenyl-1-thio, C<sub>3-5</sub>2alkenyl-1-sulfinyl, or 1-acyloxy-1-alkylthio and the other is C<sub>1-2</sub>alkoxy, halo or C<sub>1-4</sub>alkyl; or

(d) disubstituted phenyl wherein the substituents are the same and

are C<sub>1-3</sub>alkylsulfinyl, C<sub>2-5</sub>1-alkenyl-1-thio, C<sub>2-5</sub>1-alkenyl-1-sulfinyl, C<sub>3-5</sub>2-alkenyl-1-thio, C<sub>3-5</sub>2alkenyl-1-sulfinyl, or 1-acyloxy-1-alkylthio or wherein the substituents together form a methylene dioxy group; or

(e) monosubstituted phenyl wherein said substituent is



t is 0 or 1; W<sub>1</sub>, R<sub>1</sub>, R<sub>2</sub>, R<sub>3</sub>, R<sub>4</sub>, R<sub>5</sub>, R<sub>6</sub>, R<sub>7</sub>, R<sub>8</sub> and R<sub>9</sub> are as defined herein;

provided that:

1) when  $W_1$  is  $-(CR_4R_5)-(CR_6R_7)-$  then

$n$  is 0 or 1;

and  $R_2, R_3, R_4, R_5, R_6, R_7, R_8$  and  $R_9$  are independently  $-H$  or  $C_{1-2}alkyl$ ; and

when  $R_1$  or  $R_0$  is 4-pyridyl, the other of  $R_1$  and  $R_0$  is other than mono-

$C_{1-2}alkoxy$ -substituted phenyl or mono-halo-substituted phenyl; or

when  $n$  is 0,  $R_4$  and  $R_5$  together are oxo;  $R_4$  and  $R_5$  are both fluoro, or

one of  $R_4$  and  $R_5$  is  $H$  and the other is  $OH$ ;

2) when  $W_1$  is  $-CR_5=CR_7-$  or  $-N=CR_7-$  then

$n$  is 1;

$R_3, R_5, R_7$  and  $R_9$  are independently  $-H$  or  $C_{1-2}alkyl$ ; and

$R_2$  and  $R_8$  together represent a double bond in the B ring such that the

B ring is an aromatic pyridine or pyrimidine ring;

3) when  $W_1$  is  $-S(O)_m-$  then

$m$  is 0, 1 or 2;

$n$  is 1 or 2;

$R_3$  and  $R_9$  are independently  $-H$  or  $C_{1-2}alkyl$ ;

$R_2$  and  $R_8$  are independently  $-H$  or  $C_{1-2}alkyl$  or  $R_2$  and  $R_8$  together

represent a double bond in the B ring such that the B ring is an

aromatic thiazole ring;

further provided that:

(a) when  $R_2$  and  $R_8$  are independently  $-H$  or  $C_{1-2}alkyl$  and  $R_1$  or  $R_0$  is 4-

pyridyl, then the other of  $R_1$  and  $R_0$  is other than mono- $C_{1-2}alkoxy$ -

substituted phenyl or mono-halo-substituted phenyl; and

(b) when  $R_2$  and  $R_8$  together represent a double bond in the B ring such

that the B ring is an aromatic thiazole ring, the  $m$  is 0 and  $n$  is 1; and

4) when  $W_1$  is  $-O-$  then

$n$  is 1;

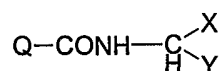
$R_3$  and  $R_9$  are independently  $-H$  or  $C_{1-2}alkyl$ ; and

$R_2$  and  $R_8$  together represent a double bond in the B ring such that the

B ring is an aromatic oxazole ring;

or a pharmaceutically acceptable salt thereof  
for use in the inhibition of interleukin-1 and tumor necrosis factor production by  
monocytes and/or macrophages.

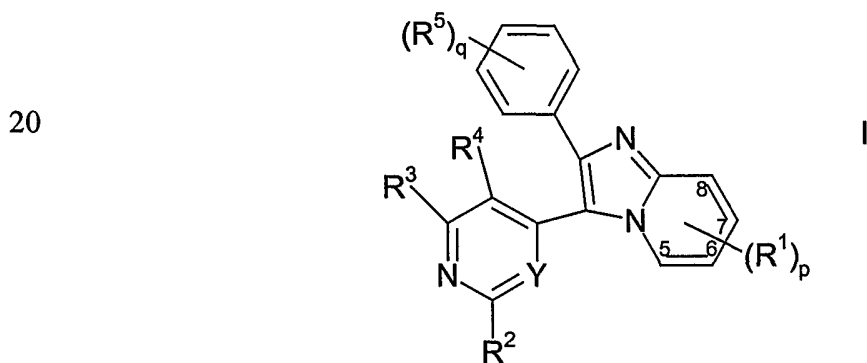
- 5 U.S. Patent No. 5,498,774 and European Patent No. 0 404 190 to Mitsudera et al.,  
relates to condensed heterocyclic compounds of the formula (I):



- wherein Q is a condensed heterocyclic group having a nitrogen atom in the  
10 bridgehead which is unsubstituted or substituted, X is a hydrogen atom or a group  
bonded through C, O, S or N, and Y is an electron attractive group; or its salt which is  
useful as an agricultural chemical.

## 15 BRIEF SUMMARY OF THE INVENTION

The present invention provides a compound of formula (I):



- 25 wherein:

p is 0, 1, 2, 3 or 4;

each R¹ is the same or different and is independently selected from the group

- consisting of halo, alkyl, alkenyl, alkynyl, cycloalkyl, cycloalkenyl, Ay, Het, -OR⁷,  
-OAY, -OR¹⁰AY, -OHet, -OR¹⁰Het, -C(O)R⁹, -C(O)AY, -C(O)Het, -CO₂R⁹,  
30 -C(O)NR⁷R⁸, -C(O)NR⁷AY, -C(O)NHR¹⁰AY, -C(O)NHR¹⁰Het, -C(S)NR⁹R¹¹,  
-C(NH)NR⁷R⁸, -C(NH)NR⁷AY, -S(O)ₙR⁹, -S(O)ₙAY, -S(O)ₙHet, -S(O)₂NR⁷R⁸,

5 -S(O)<sub>2</sub>NR<sup>7</sup>Ay, -NR<sup>7</sup>R<sup>8</sup>, -NR<sup>7</sup>Ay, -NHHet, -NHR<sup>10</sup>Ay, -NHR<sup>10</sup>Het, -R<sup>10</sup>cycloalkyl, -R<sup>10</sup>Ay, -R<sup>10</sup>Het, -R<sup>10</sup>O-C(O)R<sup>9</sup>, -R<sup>10</sup>O-C(O)Ay, -R<sup>10</sup>O-C(O)Het, -R<sup>10</sup>O-S(O)<sub>n</sub>R<sup>9</sup>, -R<sup>10</sup>OR<sup>9</sup>, -R<sup>10</sup>C(O)R<sup>9</sup>, -R<sup>10</sup>CO<sub>2</sub>R<sup>9</sup>, -R<sup>10</sup>C(O)NR<sup>9</sup>R<sup>11</sup>, -R<sup>10</sup>C(O)NR<sup>7</sup>Ay, -R<sup>10</sup>C(O)NHR<sup>10</sup>Het, -R<sup>10</sup>C(S)NR<sup>9</sup>R<sup>11</sup>, -R<sup>10</sup>C(NH)NR<sup>9</sup>R<sup>11</sup>, -R<sup>10</sup>SO<sub>2</sub>R<sup>9</sup>, -R<sup>10</sup>SO<sub>2</sub>NR<sup>9</sup>R<sup>11</sup>, -R<sup>10</sup>SO<sub>2</sub>NHCOR<sup>9</sup>, -R<sup>10</sup>NR<sup>7</sup>R<sup>8</sup>, -R<sup>10</sup>NR<sup>7</sup>Ay, -R<sup>10</sup>NHC(NH)NR<sup>9</sup>R<sup>11</sup>, cyano, nitro and azido; or

two adjacent R<sup>1</sup> groups together with the atoms to which they are bonded form a C<sub>5-6</sub>cycloalkyl or a 5 or 6-membered heterocyclic ring containing 1 or 2 heteroatoms;

10 each R<sup>7</sup> and R<sup>8</sup> are the same or different and are independently selected from the group consisting of H, alkyl, cycloalkyl, alkenyl, cycloalkenyl, -OR<sup>9</sup>, -C(O)R<sup>9</sup>, -CO<sub>2</sub>R<sup>9</sup>, -C(O)NR<sup>9</sup>R<sup>11</sup>, -C(S)NR<sup>9</sup>R<sup>11</sup>, -C(NH)NR<sup>9</sup>R<sup>11</sup>, -SO<sub>2</sub>R<sup>10</sup>, -SO<sub>2</sub>NR<sup>9</sup>R<sup>11</sup>, -R<sup>10</sup>cycloalkyl, -R<sup>10</sup>OR<sup>9</sup>, -R<sup>10</sup>C(O)R<sup>9</sup>, -R<sup>10</sup>CO<sub>2</sub>R<sup>9</sup>, -R<sup>10</sup>C(O)NR<sup>9</sup>R<sup>11</sup>, -R<sup>10</sup>C(S)NR<sup>9</sup>R<sup>11</sup>, -R<sup>10</sup>C(NH)NR<sup>9</sup>R<sup>11</sup>, -R<sup>10</sup>SO<sub>2</sub>R<sup>10</sup>, -R<sup>10</sup>SO<sub>2</sub>NR<sup>9</sup>R<sup>11</sup>, -R<sup>10</sup>SO<sub>2</sub>NHCOR<sup>9</sup>, -R<sup>10</sup>NR<sup>9</sup>R<sup>11</sup>, -R<sup>10</sup>NHCOR<sup>9</sup>, -R<sup>10</sup>NHSO<sub>2</sub>R<sup>9</sup> and -R<sup>10</sup>NHC(NH)NR<sup>9</sup>R<sup>11</sup>;

each R<sup>9</sup> and R<sup>11</sup> are the same or different and are independently selected from the group consisting of H, alkyl, cycloalkyl, -R<sup>10</sup>cycloalkyl, -R<sup>10</sup>OH, -R<sup>10</sup>(OR<sup>10</sup>)<sub>w</sub> where w is 1-10, and -R<sup>10</sup>NR<sup>10</sup>R<sup>10</sup>;

20 each R<sup>10</sup> is the same or different and is independently selected from the group consisting of alkyl, alkenyl, alkynyl, cycloalkyl and cycloalkenyl;

Ay is aryl;

Het is a 5- or 6-membered heterocyclic or heteroaryl group;

25 R<sup>2</sup> is selected from the group consisting of halo, alkenyl, cycloalkyl, cycloalkenyl, Ay, Het, -OR<sup>7</sup>, -OAY, -OHet, -OR<sup>10</sup>Het, -S(O)<sub>n</sub>R<sup>9</sup>, -S(O)<sub>n</sub>Ay, -S(O)<sub>n</sub>NR<sup>7</sup>R<sup>8</sup>, -S(O)<sub>n</sub>Het, -NR<sup>7</sup>R<sup>8</sup>, -NHHet, -NHR<sup>10</sup>Ay, -NHR<sup>10</sup>Het, -R<sup>10</sup>NR<sup>7</sup>R<sup>8</sup> and -R<sup>10</sup>NR<sup>7</sup>Ay;

n is 0, 1 or 2;

Y is N or CH;

30 R<sup>3</sup> and R<sup>4</sup> are the same or different and are each independently selected from the group consisting of H, halo, alkyl, alkenyl, cycloalkyl, Ay, Het, -OR<sup>7</sup>, -OAY, -C(O)R<sup>7</sup>, -C(O)AY, -CO<sub>2</sub>R<sup>7</sup>, -CO<sub>2</sub>AY, -SO<sub>2</sub>NHR<sup>9</sup>, -NR<sup>7</sup>R<sup>8</sup>, -NR<sup>7</sup>Ay, -NHHet,



-NHR<sup>10</sup>Het, -R<sup>10</sup>cycloalkyl, -R<sup>10</sup>OR<sup>7</sup>, -R<sup>10</sup>OAr, -R<sup>10</sup>NR<sup>7</sup>R<sup>8</sup> and -R<sup>10</sup>NR<sup>7</sup>Ar;

q is 0, 1, 2, 3, 4 or 5; and

each R<sup>5</sup> is the same or different and is independently selected from the group

consisting of halo, alkyl, alkenyl, alkynyl, cycloalkyl, cycloalkenyl, Ar, Het, -OR<sup>7</sup>,  
 5 -OAr, -OHet, -OR<sup>10</sup>Ar, -OR<sup>10</sup>Het, -C(O)R<sup>9</sup>, -C(O)Ar, -C(O)Het, -CO<sub>2</sub>R<sup>9</sup>,  
 -C(O)NR<sup>7</sup>R<sup>8</sup>, -C(O)NR<sup>7</sup>Ar, -C(O)NHR<sup>10</sup>Het, -C(S)NR<sup>9</sup>R<sup>11</sup>, -C(NH)NR<sup>7</sup>R<sup>8</sup>,  
 -C(NH)NR<sup>7</sup>Ar, -S(O)<sub>n</sub>R<sup>9</sup>, -S(O)<sub>2</sub>NR<sup>7</sup>R<sup>8</sup>, -S(O)<sub>2</sub>NR<sup>7</sup>Ar, -NR<sup>7</sup>R<sup>8</sup>, -NR<sup>7</sup>Ar, -NHHet,  
 -NHR<sup>10</sup>Ar, -NHR<sup>10</sup>Het, -R<sup>10</sup>cycloalkyl, -R<sup>10</sup>Het, -R<sup>10</sup>OR<sup>9</sup>, -R<sup>10</sup>C(O)R<sup>9</sup>, -R<sup>10</sup>CO<sub>2</sub>R<sup>9</sup>,  
 -R<sup>10</sup>C(O)NR<sup>9</sup>R<sup>11</sup>, -R<sup>10</sup>C(O)NR<sup>7</sup>Ar, -R<sup>10</sup>C(O)NHR<sup>10</sup>Het, -R<sup>10</sup>C(S)NR<sup>9</sup>R<sup>11</sup>,  
 10 -R<sup>10</sup>C(NH)NR<sup>9</sup>R<sup>11</sup>, -R<sup>10</sup>SO<sub>2</sub>R<sup>9</sup>, -R<sup>10</sup>SO<sub>2</sub>NR<sup>9</sup>R<sup>11</sup>, -R<sup>10</sup>SO<sub>2</sub>NHCO<sup>9</sup>, -R<sup>10</sup>NR<sup>7</sup>R<sup>8</sup>,  
 -R<sup>10</sup>NR<sup>7</sup>Ar, -R<sup>10</sup>NHC(NH)NR<sup>9</sup>R<sup>11</sup>, cyano, nitro and azido; or

two adjacent R<sup>5</sup> groups together with the atoms to which they are bonded  
 form a C<sub>5-6</sub> cycloalkyl or aryl;

wherein when Y is CH, R<sup>3</sup> is not -NR<sup>7</sup>Ar;

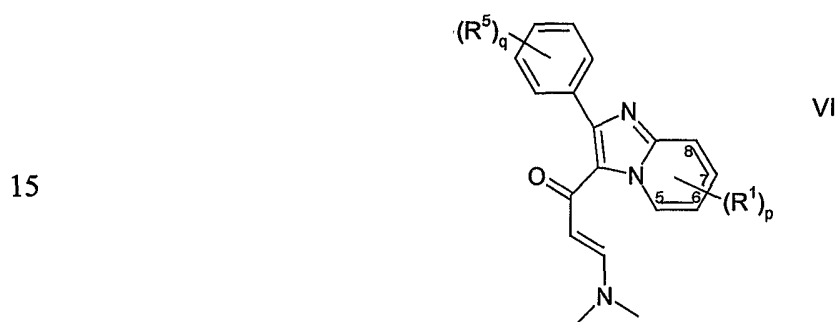
15 and pharmaceutically acceptable salts, solvates and physiologically functional  
 derivatives thereof.

The present invention also provides a pharmaceutical composition comprising a  
 compound of formula (I). In one embodiment, the pharmaceutical composition  
 20 further comprises a pharmaceutically acceptable carrier or diluent. In one  
 embodiment, the pharmaceutical composition further comprises an antiviral agent  
 selected from the group consisting of aciclovir and valaciclovir.

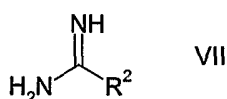
The present invention also provides a method for the prophylaxis or treatment of a  
 25 herpes viral infection in an animal. The method comprises administering a  
 therapeutically effective amount of a compound of formula (I) or a pharmaceutically  
 acceptable salt, solvate or physiologically functional derivative thereof. The herpes  
 viral infection can be any of herpes simplex virus 1, herpes simplex virus 2,  
 cytomegalovirus, Epstein Barr virus, varicella zoster virus, human herpes virus 6,  
 30 human herpes virus 7, and human herpes virus 8.

The present invention also provides a method for the prophylaxis or treatment of conditions or diseases associated with a herpes viral infection in an animal. The method comprises administering to the animal a therapeutically effective amount of the compound of formula (I) or a pharmaceutically acceptable salt, solvate or  
 5 physiologically functional derivative thereof.

The present invention also provides a process for preparing compounds of formula (I) wherein Y is N; R<sup>2</sup> is selected from the group consisting of alkenyl, cycloalkyl, cycloalkenyl, Ay, Het, -OR<sup>7</sup>, -OAY, -OHet, -OR<sup>10</sup>Het, -S(O)<sub>n</sub>R<sup>9</sup>, -S(O)<sub>n</sub>AY, -S(O)<sub>n</sub>NR<sup>7</sup>R<sup>8</sup>,  
 10 -S(O)<sub>n</sub>Het, -NR<sup>7</sup>R<sup>8</sup>, -NHHet, -NHR<sup>10</sup>AY, -NHR<sup>10</sup>Het, -R<sup>10</sup>NR<sup>7</sup>R<sup>8</sup> and -R<sup>10</sup>NR<sup>7</sup>AY; and R<sup>3</sup> and R<sup>4</sup> are both H. The process comprises reacting a compound of formula (VI):

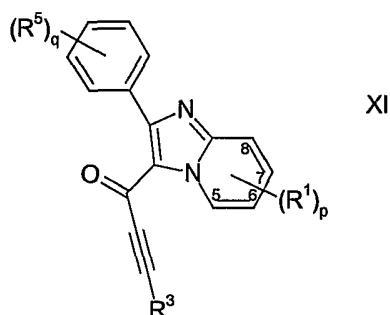


wherein p, R<sup>1</sup>, q, and R<sup>5</sup> are as defined above in connection with compounds of  
 20 formula (I);  
 with a compound of formula (VII)



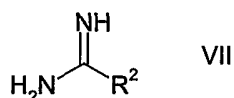
25 In another aspect, the present invention provides a process for preparing compounds of formula (I) wherein Y is N; R<sup>2</sup> is selected from the group consisting of alkenyl, cycloalkyl, cycloalkenyl, Ay, Het, -OR<sup>7</sup>, -OAY, -OHet, -OR<sup>10</sup>Het, -S(O)<sub>n</sub>R<sup>9</sup>, -S(O)<sub>n</sub>AY, -S(O)<sub>n</sub>NR<sup>7</sup>R<sup>8</sup>, -S(O)<sub>n</sub>Het, -NR<sup>7</sup>R<sup>8</sup>, -NHHet, -NHR<sup>10</sup>AY, -NHR<sup>10</sup>Het, -R<sup>10</sup>NR<sup>7</sup>R<sup>8</sup> and -R<sup>10</sup>NR<sup>7</sup>AY; R<sup>3</sup> is selected from the group consisting of H, alkyl, alkenyl, cycloalkyl, Ay,  
 30 Het, -C(O)R<sup>7</sup>, -CO<sub>2</sub>R<sup>7</sup>, -SO<sub>2</sub>NHR<sup>9</sup>, -NR<sup>7</sup>R<sup>8</sup> (where R<sup>7</sup> and R<sup>8</sup> are not H), -R<sup>10</sup>OR<sup>7</sup> and -R<sup>10</sup>NR<sup>7</sup>R<sup>8</sup>; and R<sup>4</sup> is H. The process comprises reacting a compound of formula (XI):

10

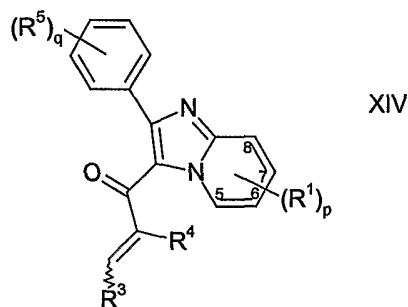


wherein  $p$ ,  $R^1$ ,  $q$  and  $R^5$  are as defined above in connection with compounds of formula (I);

with a compound of formula (VII)

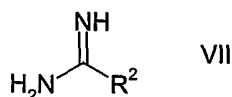


The present invention provides another process for preparing compounds of formula (I) wherein  $Y$  is  $N$  and  $R^2$  is selected from the group consisting of alkenyl, cycloalkyl, cycloalkenyl,  $Ay$ ,  $Het$ ,  $-OR^7$ ,  $-OAr$ ,  $-OHet$ ,  $-OR^{10}Het$ ,  $-S(O)_nR^9$ ,  $-S(O)_nAr$ ,  $-S(O)_nNR^7R^8$ ,  $-S(O)_nHet$ ,  $-NR^7R^8$ ,  $-NHHet$ ,  $-NHR^{10}Ar$ ,  $-NHR^{10}Het$ ,  $-R^{10}NR^7R^8$  and  $-R^{10}NR^7Ar$ . The process comprises reacting a compound of formula (XIV):



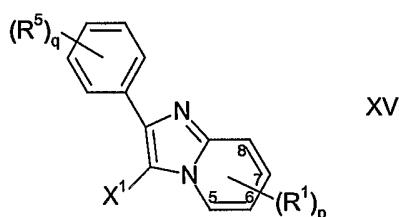
wherein  $p$ ,  $R^1$ ,  $R^3$ ,  $R^4$ ,  $q$  and  $R^5$  are as defined above in connection with compounds of formula (I);

with a compound of formula (VII)



The present invention provides another process for preparing compounds of formula (I). The process comprises reacting a compound of formula (XV):

11

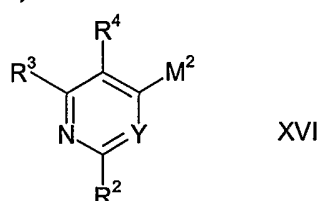


XV

5

wherein  $p$ ,  $R^1$ ,  $q$  and  $R^5$  are as defined above in connection with compounds of formula (I) and  $X^1$  is halo;

with a compound of formula (XVI)



XVI

10

wherein  $Y$ ,  $R^2$ ,  $R^3$  and  $R^4$  are as defined above in connection with compounds of formula (I) and  $M^2$  is selected from the group consisting of  $-B(OH)_2$ ,  $-B(ORa)_2$ ,  $-B(Ra)_2$ ,  $-Sn(Ra)_3$ , Zn-halide, ZnRa, and Mg-halide where Ra is alkyl or cycloalkyl and halo is halo.

15

The present invention provides a radiolabeled compound of formula (I) or a pharmaceutically acceptable salt, solvate or physiologically functional derivative thereof. In one embodiment, the present invention provides a tritiated compound of formula (I) or a pharmaceutically acceptable salt, solvate or physiologically functional derivative thereof. In another aspect, the present invention provides a biotinylated compound of formula (I) or a pharmaceutically acceptable salt, solvate or physiologically functional derivative thereof.

25

The present invention provides a compound of formula (I) for use in therapy.

The present invention provides a compound of formula (I) for use in the prophylaxis or treatment of a herpes viral infection in an animal, particularly a human.

30

The present invention provides a compound of formula (I) for use in the prophylaxis or treatment of conditions or diseases associated with a herpes viral infection in an animal, particularly a human.

- 5 The present invention provides the use of a compound of formula (I) for the preparation of a medicament for the prophylaxis or treatment of a herpes viral infection in an animal, particularly a human.

The present invention provides the use of a compound of formula (I) for the  
10 preparation of a medicament for the treatment or prophylaxis of conditions or diseases associated with a herpes viral infection in an animal, particularly a human. The present invention also provides a pharmaceutical composition comprising a compound of formula (I) for use in the prophylaxis or treatment of a herpes viral infection in an animal, particularly a human.

15

#### DETAILED DESCRIPTION OF THE INVENTION

As used herein, "a compound of the invention" or "a compound of formula (I)" means  
20 a compound of formula (I) or a pharmaceutically acceptable salt, solvate, or physiologically functional derivative thereof. Similarly, with respect to isolateable intermediates such as for example, compounds of formula (VI), (XI), XIV), and (XV), the phrase "a compound of formula "(*number*)" means a compound having that formula and pharmaceutically acceptable salts, solvates and physiologically functional  
25 derivatives thereof.

As used herein, the terms "alkyl" (and alkylene) refer to straight or branched hydrocarbon chains containing from 1 to 8 carbon atoms. Examples of "alkyl" as used herein include, but are not limited to, methyl, ethyl, n-propyl, n-butyl, n-pentyl,  
30 isobutyl, isopropyl, and tert-butyl. Examples of "alkylene" as used herein include, but are not limited to, methylene, ethylene, propylene, butylene, and isobutylene. "Alkyl"

and "alkylene" also include substituted alkyl and substituted alkylene. The alkyl groups may be optionally substituted with one or more substituents selected from the group consisting of mercapto, nitro, cyano and halo. Perhalo alkyl, such as trifluoromethyl is one particular alkyl group.

5

As used herein, the term "cycloalkyl" refers to a non-aromatic carbocyclic ring having from 3 to 8 carbon atoms and no carbon-carbon double bonds. "Cycloalkyl" includes by way of example cyclopropyl, cyclobutyl, cyclopentyl, cyclohexyl, cycloheptyl and cyclooctyl. "Cycloalkyl" also includes substituted cycloalkyl. The cycloalkyl may be optionally substituted on any available carbon(s) with one or more substituents selected from the group consisting of mercapto, nitro, cyano, halo and alkyl.

As used herein, the term "alkenyl" refers to straight or branched hydrocarbon chains containing from 2 to 8 carbon atoms and at least one and up to three carbon-carbon double bonds. Examples of "alkenyl" as used herein include, but are not limited to ethenyl and propenyl. "Alkenyl" also includes substituted alkenyl. The alkenyl groups may optionally be substituted on any available carbon(s) with one or more substituents selected from the group consisting of mercapto, nitro, cyano, halo and alkyl.

20

As used herein, the term "cycloalkenyl" refers to a non-aromatic carbocyclic ring having from 3 to 8 carbon atoms (unless otherwise specified) and up to 3 carbon-carbon double bonds. "Cycloalkenyl" includes by way of example cyclobutenyl, cyclopentenyl and cyclohexenyl. "Cycloalkenyl" also includes substituted cycloalkenyl. The cycloalkenyl may optionally be substituted on any available carbon(s) with one or more substituents selected from the group consisting of mercapto, nitro, cyano, halo and alkyl.

As used herein, the term "alkynyl" refers to straight or branched hydrocarbon chains containing from 2 to 8 carbon atoms and at least one and up to three carbon-carbon triple bonds. Examples of "alkynyl" as used herein include, but are not limited to

30

ethynyl and propynyl. "Alkynyl" also includes substituted alkynyl. The alkynyl groups may optionally be substituted on any available carbon(s) with one or more substituents selected from the group consisting of mercapto, nitro, cyano, halo and alkyl.

5

The term "halo" or "halogen" refers to the elements fluorine, chlorine, bromine and iodine.

The term "Ary" refers to monocyclic carbocyclic groups and fused bicyclic carbocyclic groups having from 5 to 12 carbon atoms (unless otherwise specified) and having at least one aromatic ring. Examples of particular aryl groups include but are not limited to phenyl, and naphthyl. "Aryl" also includes substituted aryl. Aryl groups may optionally be substituted on any available carbon(s) with one or more substituents selected from the group consisting of halo, alkyl (including perhaloalkyl), alkenyl, cycloalkyl, cycloalkenyl, hydroxy, alkoxy, cycloalkoxy, alkylhydroxy, mercapto, amino, 15 alkylamine, cycloalkylamine, Het, amidine, carboxy, carboxamide, sulfonamide, cyano, nitro and azido. Preferred aryl groups according to the invention include but are not limited to phenyl and substituted phenyl.

20 The term "heterocyclic" (or "heterocycle") refers to monocyclic saturated or unsaturated non-aromatic groups and fused bicyclic non-aromatic groups, having the specified number of members and containing 1, 2, 3 or 4 heteroatoms selected from N, O and S. Examples of particular heterocyclic groups include but are not limited to tetrahydrofuran, dihydropyran, tetrahydropyran, pyran, oxetane, thietane, 1,4-dioxane, 1,3-dioxane, 1,3-dioxalane, piperidine, piperazine, tetrahydropyrimidine, pyrrolidine, 25 morpholine, thiomorpholine, thiazolidine, oxazolidine, tetrahydrothiopyran, tetrahydrothiophene, and the like. "Heterocyclic" also includes substituted heterocyclic. The heterocyclic groups may optionally be substituted on any available carbon(s) or heteroatom(s) with one or more substituents selected from the group consisting of halo, alkyl (including perhaloalkyl), alkenyl, cycloalkyl, cycloalkenyl, 30 hydroxy, alkoxy, cycloalkoxy, alkylhydroxy, mercapto, amino, alkylamine,

cycloalkylamine, Het, amidine, carboxy, carboxamide, sulfonamide, cyano, nitro and azido. Preferred heterocyclic groups according to the invention include but are not limited to pyrrolidine, piperidine, morpholine, thiomorpholine and piperazine, and substituted variants thereof.

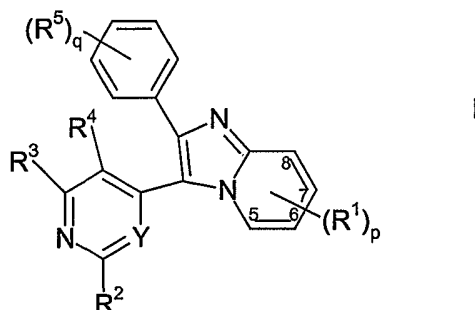
5

The term "heteroaryl" refers to aromatic monocyclic groups and aromatic fused bicyclic groups (wherein at least one ring is aromatic) having the specified number of members and containing 1, 2, 3, or 4 heteroatoms selected from N, O and S. Examples of particular heteroaryl groups include but are not limited to furan, thiophene, pyrrole, imidazole, pyrazole, triazole, tetrazole, thiazole, oxazole, isoxazole, oxadiazole, thiadiazole, isothiazole, pyridine, pyridazine, pyrazine, pyrimidine, quinoline, isoquinoline, benzofuran, benzothiophene, indole, and indazole. "Heteroaryl" also includes substituted heteroaryl. The heteroaryl groups may optionally be substituted on any available carbon(s) or heteroatom(s) with one or more substituents selected from the group consisting of halo, alkyl (including perhaloalkyl), alkenyl, cycloalkyl, cycloalkenyl, hydroxy, alkoxy, cycloalkoxy, alkylhydroxy, mercapto, amino, alkylamine, cycloalkylamine, Het, amidine, carboxy, carboxamide, sulfonamide, cyano, nitro and azido. Preferred heteroaryl groups according to the invention include but are not limited to pyridine, furan, thiophene, pyrrole, imidazole, pyrazole, and pyrimidine, and substituted variants thereof.

The term "members" (and variants thereof e.g., "membered") in the context of heterocyclic and heteroaryl groups refers to the total atoms, carbon and heteroatoms N, O and/or S, which form the ring. Thus, an example of a 6-membered heterocyclic ring is piperidine and an example of a 6-membered heteroaryl ring is pyridine. As used herein, the term "optionally" means that the subsequently described event(s) may or may not occur, and includes both event(s) that occur and events that do not occur.



The present invention provides compounds of formula formula (I):



wherein:

p is 0, 1, 2, 3 or 4;

each R<sup>1</sup> is the same or different and is independently selected from the group

5 consisting of halo, alkyl, alkenyl, alkynyl, cycloalkyl, cycloalkenyl, Ay, Het, -OR<sup>7</sup>,  
 -OAY, -OR<sup>10</sup>AY, -OHet, -OR<sup>10</sup>Het, -C(O)R<sup>9</sup>, -C(O)AY, -C(O)Het, -CO<sub>2</sub>R<sup>9</sup>,  
 -C(O)NR<sup>7</sup>R<sup>8</sup>, -C(O)NR<sup>7</sup>AY, -C(O)NHR<sup>10</sup>AY, -C(O)NHR<sup>10</sup>Het, -C(S)NR<sup>9</sup>R<sup>11</sup>,  
 -C(NH)NR<sup>7</sup>R<sup>8</sup>, -C(NH)NR<sup>7</sup>AY, -S(O)<sub>n</sub>R<sup>9</sup>, -S(O)<sub>n</sub>AY, -S(O)<sub>n</sub>Het, -S(O)<sub>2</sub>NR<sup>7</sup>R<sup>8</sup>,  
 -S(O)<sub>2</sub>NR<sup>7</sup>AY, -NR<sup>7</sup>R<sup>8</sup>, -NR<sup>7</sup>AY, -NHHet, -NHR<sup>10</sup>AY, -NHR<sup>10</sup>Het, -R<sup>10</sup>cycloalkyl,  
 10 -R<sup>10</sup>AY, -R<sup>10</sup>Het, -R<sup>10</sup>O-C(O)R<sup>9</sup>, -R<sup>10</sup>O-C(O)AY, -R<sup>10</sup>O-C(O)Het, -R<sup>10</sup>O-S(O)<sub>n</sub>R<sup>9</sup>,  
 -R<sup>10</sup>OR<sup>9</sup>, -R<sup>10</sup>C(O)R<sup>9</sup>, -R<sup>10</sup>CO<sub>2</sub>R<sup>9</sup>, -R<sup>10</sup>C(O)NR<sup>9</sup>R<sup>11</sup>, -R<sup>10</sup>C(O)NR<sup>7</sup>AY,  
 -R<sup>10</sup>C(O)NHR<sup>10</sup>Het, -R<sup>10</sup>C(S)NR<sup>9</sup>R<sup>11</sup>, -R<sup>10</sup>C(NH)NR<sup>9</sup>R<sup>11</sup>, -R<sup>10</sup>SO<sub>2</sub>R<sup>9</sup>, -R<sup>10</sup>SO<sub>2</sub>NR<sup>9</sup>R<sup>11</sup>,  
 -R<sup>10</sup>SO<sub>2</sub>NHCOR<sup>9</sup>, -R<sup>10</sup>NR<sup>7</sup>R<sup>8</sup>, -R<sup>10</sup>NR<sup>7</sup>AY, -R<sup>10</sup>NHC(NH)NR<sup>9</sup>R<sup>11</sup>, cyano, nitro and  
 azido; or

15 two adjacent R<sup>1</sup> groups together with the atoms to which they are bonded  
 form a C<sub>5-6</sub>cycloalkyl or a 5 or 6-membered heterocyclic ring containing 1 or 2  
 heteroatoms;

each R<sup>7</sup> and R<sup>8</sup> are the same or different and are independently selected from

20 the group consisting of H, alkyl, cycloalkyl, alkenyl, cycloalkenyl,  
 -OR<sup>9</sup>, -C(O)R<sup>9</sup>, -CO<sub>2</sub>R<sup>9</sup>, -C(O)NR<sup>9</sup>R<sup>11</sup>, -C(S)NR<sup>9</sup>R<sup>11</sup>, -C(NH)NR<sup>9</sup>R<sup>11</sup>, -SO<sub>2</sub>R<sup>10</sup>,  
 -SO<sub>2</sub>NR<sup>9</sup>R<sup>11</sup>, -R<sup>10</sup>cycloalkyl, -R<sup>10</sup>OR<sup>9</sup>, -R<sup>10</sup>C(O)R<sup>9</sup>, -R<sup>10</sup>CO<sub>2</sub>R<sup>9</sup>,  
 -R<sup>10</sup>C(O)NR<sup>9</sup>R<sup>11</sup>, -R<sup>10</sup>C(S)NR<sup>9</sup>R<sup>11</sup>, -R<sup>10</sup>C(NH)NR<sup>9</sup>R<sup>11</sup>, -R<sup>10</sup>SO<sub>2</sub>R<sup>10</sup>,  
 -R<sup>10</sup>SO<sub>2</sub>NR<sup>9</sup>R<sup>11</sup>, -R<sup>10</sup>SO<sub>2</sub>NHCOR<sup>9</sup>, -R<sup>10</sup>NR<sup>9</sup>R<sup>11</sup>, -R<sup>10</sup>NHCOR<sup>9</sup>,  
 -R<sup>10</sup>NHSO<sub>2</sub>R<sup>9</sup> and -R<sup>10</sup>NHC(NH)NR<sup>9</sup>R<sup>11</sup>;

each  $R^9$  and  $R^{11}$  are the same or different and are independently selected from the group consisting of H, alkyl, cycloalkyl,  $-R^{10}$ cycloalkyl,  $-R^{10}OH$ ,  $-R^{10}(OR^{10})_w$  where  $w$  is 1-10, and  $-R^{10}NR^{10}R^{10}$ ;

each  $R^{10}$  is the same or different and is independently selected from the group consisting of alkyl, alkenyl, alkynyl, cycloalkyl and cycloalkenyl;

Ay is aryl;

Het is a 5- or 6-membered heterocyclic or heteroaryl group;

$R^2$  is selected from the group consisting of halo, alkenyl, cycloalkyl, cycloalkenyl, Ay, Het,  $-OR^7$ ,  $-OAY$ ,  $-OHet$ ,  $-OR^{10}Het$ ,  $-S(O)_nR^9$ ,  $-S(O)_nAy$ ,  $-S(O)_nNR^7R^8$ ,  $-S(O)_nHet$ ,  $-NR^7R^8$ ,  $-NHHet$ ,  $-NHR^{10}Ay$ ,  $-NHR^{10}Het$ ,  $-R^{10}NR^7R^8$  and  $-R^{10}NR^7Ay$ ;

$n$  is 0, 1 or 2;

$Y$  is N or CH;

$R^3$  and  $R^4$  are the same or different and are each independently selected from the group consisting of H, halo, alkyl, alkenyl, cycloalkyl, Ay, Het,  $-OR^7$ ,  $-OAY$ ,  $-C(O)R^7$ ,  $-C(O)Ay$ ,  $-CO_2R^7$ ,  $-CO_2Ay$ ,  $-SO_2NHR^9$ ,  $-NR^7R^8$ ,  $-NR^7Ay$ ,  $-NHHet$ ,  $-NHR^{10}Het$ ,  $-R^{10}$ cycloalkyl,  $-R^{10}OR^7$ ,  $-R^{10}OAY$ ,  $-R^{10}NR^7R^8$  and  $-R^{10}NR^7Ay$ ;

$q$  is 0, 1, 2, 3, 4 or 5; and

each  $R^5$  is the same or different and is independently selected from the group consisting of halo, alkyl, alkenyl, alkynyl, cycloalkyl, cycloalkenyl, Ay, Het,  $-OR^7$ ,  $-OAY$ ,  $-OHet$ ,  $-OR^{10}Ay$ ,  $-OR^{10}Het$ ,  $-C(O)R^9$ ,  $-C(O)Ay$ ,  $-C(O)Het$ ,  $-CO_2R^9$ ,  $-C(O)NR^7R^8$ ,  $-C(O)NR^7Ay$ ,  $-C(O)NHR^{10}Het$ ,  $-C(S)NR^9R^{11}$ ,  $-C(NH)NR^7R^8$ ,  $-C(NH)NR^7Ay$ ,  $-S(O)_nR^9$ ,  $-S(O)_2NR^7R^8$ ,  $-S(O)_2NR^7Ay$ ,  $-NR^7R^8$ ,  $-NR^7Ay$ ,  $-NHHet$ ,  $-NHR^{10}Ay$ ,  $-NHR^{10}Het$ ,  $-R^{10}$ cycloalkyl,  $-R^{10}Het$ ,  $-R^{10}OR^9$ ,  $-R^{10}C(O)R^9$ ,  $-R^{10}CO_2R^9$ ,  $-R^{10}C(O)NR^9R^{11}$ ,  $-R^{10}C(O)NR^7Ay$ ,  $-R^{10}C(O)NHR^{10}Het$ ,  $-R^{10}C(S)NR^9R^{11}$ ,  $-R^{10}C(NH)NR^9R^{11}$ ,  $-R^{10}SO_2R^9$ ,  $-R^{10}SO_2NR^9R^{11}$ ,  $-R^{10}SO_2NHCOR^9$ ,  $-R^{10}NR^7R^8$ ,  $-R^{10}NR^7Ay$ ,  $-R^{10}NHC(NH)NR^9R^{11}$ , cyano, nitro and azido; or

two adjacent  $R^5$  groups together with the atoms to which they are bonded form a  $C_{5-6}$  cycloalkyl or aryl;

wherein when  $Y$  is CH,  $R^3$  is not  $-NR^7Ay$ ;

and pharmaceutically acceptable salts, solvates and physiologically functional derivatives thereof.

In one class of compounds of formula (I), Y is CH. In another class of compounds of formula (I), Y is N.

In one particular class of compounds of formula (I), p is 0, 1, 2 or 3. In another embodiment, p is 0, 1, or 2. In one particular embodiment, p is 1 or 2. In one particular embodiment p is 1. In another particular embodiment p is 2. In one embodiment, p is 2 and optionally two adjacent R<sup>1</sup> groups together with the atoms which they are bonded, form a C<sub>5-6</sub> cycloalkyl or 5- or 6-membered heterocyclic group. The phrase "two adjacent R<sup>1</sup> groups" refers to two R<sup>1</sup> groups, each bonded to adjacent carbon atoms on the imidazol-pyridine ring. In the embodiment where two adjacent R<sup>1</sup> groups together with the atoms to which they are bonded form a cycloalkyl or heterocyclic group, p is typically 2, 3 or 4; more typically 2.

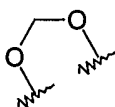
R<sup>1</sup> may be in the 5, 6, 7 or 8 position. In one embodiment, p is 1 and R<sup>1</sup> is in the C-8 position. In one embodiment, p is 1 and R<sup>1</sup> is in the C-6 position. In one embodiment p is 2 and one R<sup>1</sup> is in the C-8 position and one R<sup>1</sup> is in the C-6 position.

One class of compounds of formula (I) includes those compounds defined wherein at least one R<sup>1</sup> group contains an aryl, heterocyclic or heteroaryl moiety (in one embodiment, at least one R<sup>1</sup> group contains a heterocyclic or heteroaryl moiety) and two adjacent R<sup>1</sup> groups together with the atoms to which they are bonded do not form a C<sub>5-6</sub>cycloalkyl or 5- or 6-membered heterocyclic group. Another class of compounds of formula (I) includes those compounds defined wherein p is 3 or 4, at least one R<sup>1</sup> group contains an aryl, heterocyclic or heteroaryl moiety (in one embodiment, at least one R<sup>1</sup> group contains a heterocyclic or heteroaryl moiety) and two adjacent R<sup>1</sup> groups together with the atoms to which they are bonded do form a C<sub>5-6</sub>cycloalkyl or 5- or 6-membered heterocyclic group. Another class of compounds of formula (I) includes those compounds defined where no R<sup>1</sup> group contains an aryl, heterocyclic or heteroaryl moiety (or in one embodiment no R<sup>1</sup> group contains a heterocyclic or heteroaryl moiety) and two adjacent R<sup>1</sup> groups together with the atoms to which they are bonded do not form a C<sub>5-6</sub>cycloalkyl or 5- or 6-membered

heterocyclic group. Another class of compounds of formula (I) includes those compounds defined wherein p is 2, 3 or 4, no R<sup>1</sup> group contains an aryl, heterocyclic or heteroaryl moiety (or in one embodiment no R<sup>1</sup> group contains a heterocyclic or heteroaryl moiety) and two adjacent R<sup>1</sup> groups together with the atoms to which they are bonded do form a C<sub>5-6</sub>cycloalkyl or 5- or 6-membered heterocyclic group.

Examples of embodiments wherein R<sup>1</sup> contains a heterocyclic or heteroaryl moiety are selected from the group consisting of Het, -OHet, -OR<sup>10</sup>Het, -C(O)Het, -C(O)NHR<sup>10</sup>Het, -S(O)<sub>n</sub>Het, -NHHet, -NHR<sup>10</sup>Het, -R<sup>10</sup>Het, -R<sup>10</sup>O-C(O)Het and -R<sup>10</sup>C(O)NHR<sup>10</sup>Het, or any subset thereof. Examples of embodiments wherein R<sup>1</sup> contains an aryl, heterocyclic or heteroaryl moiety are selected from the group consisting of Ay, Het, -OAY, -OR<sup>10</sup>AY, -OHet, -OR<sup>10</sup>Het, -C(O)AY, -C(O)Het, -C(O)NR<sup>7</sup>AY, -C(O)NHR<sup>10</sup>AY, -C(O)NHR<sup>10</sup>Het, -C(NH)NR<sup>7</sup>AY, -S(O)<sub>n</sub>AY, -S(O)<sub>n</sub>Het, -S(O)<sub>2</sub>NR<sup>7</sup>AY, -NR<sup>7</sup>AY, -NHHet, -NHR<sup>10</sup>AY, -NHR<sup>10</sup>Het, -R<sup>10</sup>AY, -R<sup>10</sup>Het, -R<sup>10</sup>O-C(O)AY, -R<sup>10</sup>O-C(O)Het, -R<sup>10</sup>C(O)NR<sup>7</sup>AY, -R<sup>10</sup>C(O)NHR<sup>10</sup>Het and -R<sup>10</sup>NR<sup>7</sup>AY, or any subset thereof. Examples of embodiments wherein no R<sup>1</sup> contains an aryl, heterocyclic or heteroaryl moiety are selected from the group consisting of halo, alkyl, alkenyl, alkynyl, cycloalkyl, cycloalkenyl, -OR<sup>7</sup>, -C(O)R<sup>9</sup>, -CO<sub>2</sub>R<sup>9</sup>, -C(O)NR<sup>7</sup>R<sup>8</sup>, -C(S)NR<sup>9</sup>R<sup>11</sup>, -C(NH)NR<sup>7</sup>R<sup>8</sup>, -S(O)<sub>n</sub>R<sup>9</sup>, -S(O)<sub>2</sub>NR<sup>7</sup>R<sup>8</sup>, -NR<sup>7</sup>R<sup>8</sup>, -R<sup>10</sup>cycloalkyl, -R<sup>10</sup>O-C(O)R<sup>9</sup>, -R<sup>10</sup>O-S(O)<sub>n</sub>R<sup>9</sup>, -R<sup>10</sup>OR<sup>9</sup>, -R<sup>10</sup>C(O)R<sup>9</sup>, -R<sup>10</sup>CO<sub>2</sub>R<sup>9</sup>, -R<sup>10</sup>C(O)NR<sup>9</sup>R<sup>11</sup>, -R<sup>10</sup>C(S)NR<sup>9</sup>R<sup>11</sup>, -R<sup>10</sup>C(NH)NR<sup>9</sup>R<sup>11</sup>, -R<sup>10</sup>SO<sub>2</sub>R<sup>9</sup>, -R<sup>10</sup>SO<sub>2</sub>NR<sup>9</sup>R<sup>11</sup>, -R<sup>10</sup>SO<sub>2</sub>NHCOR<sup>9</sup>, -R<sup>10</sup>NR<sup>7</sup>R<sup>8</sup>, -R<sup>10</sup>NHC(NH)NR<sup>9</sup>R<sup>11</sup>, cyano, nitro and azido, or any subset thereof.

In the embodiments where two adjacent R<sup>1</sup> groups together with the atoms to which they are bonded form a C<sub>5-6</sub>cycloalkyl or 5- or 6-membered heterocyclic group having 1 or 2 heteroatoms, each R<sup>1</sup> group may be the same or different and may be selected from the group consisting of alkyl, alkenyl, -OR<sup>7</sup>, -S(O)<sub>n</sub>R<sup>9</sup> and -NR<sup>7</sup>R<sup>8</sup>. For example, in one embodiment two adjacent R<sup>1</sup> groups are -OR<sup>7</sup> and together with the atoms to which they are bonded, they form a heterocyclic group such as:

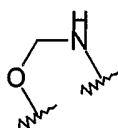


In another embodiment, two adjacent  $R^1$  groups are alkyl and together with the atoms to which they are bonded, they form a cycloalkyl group such as:



5

In another embodiment two adjacent  $R^1$  groups are defined as  $-OR^7$  and  $-NR^7R^8$  respectively and together with the atoms to which they are bonded, they form a heterocyclic group such as:



10

From these examples, additional embodiments can be readily ascertained by those skilled in the art.

In one embodiment, two adjacent  $R^1$  groups together with the atoms to which they are bonded do not form a  $C_{5-6}$ cycloalkyl or a 5 or 6-membered heterocyclic ring containing 1 or 2 heteroatoms.

In one embodiment, each  $R^1$  is the same or different and is independently selected from the group consisting of halo, alkyl, alkenyl, alkynyl, cycloalkyl, cycloalkenyl, Ay, Het,  $-OR^7$ ,  $-OAr$ ,  $-OR^{10}Ar$ ,  $-OHet$ ,  $-OR^{10}Het$ ,  $-C(O)R^9$ ,  $-C(O)Ar$ ,  $-C(O)Het$ ,  $-CO_2R^{10}$ ,  $-C(O)NR^7Ar$ ,  $-C(O)NHR^{10}Ar$ ,  $-C(O)NHR^{10}Het$ ,  $-C(S)NR^9R^{11}$ ,  $-C(NH)NR^7R^8$ ,  $-C(NH)NR^7Ar$ ,  $-S(O)_nR^9$ ,  $-S(O)_nAr$ ,  $-S(O)_nHet$ ,  $-S(O)_2NR^7R^8$ ,  $-S(O)_2NR^7Ar$ ,  $-NR^7R^8$ ,  $-NR^7Ar$ ,  $-NHHet$ ,  $-NHR^{10}Ar$ ,  $-NHR^{10}Het$ ,  $-R^{10}$ cycloalkyl,  $-R^{10}Ar$ ,  $-R^{10}Het$ ,  $-R^{10}O-C(O)R^9$ ,  $-R^{10}O-C(O)Ar$ ,  $-R^{10}O-C(O)Het$ ,  $-R^{10}O-S(O)_nR^9$ ,  $-R^{10}OR^9$ ,  $-R^{10}C(O)R^9$ ,  $-R^{10}CO_2R^9$ ,  $-R^{10}C(O)NR^9R^{11}$ ,  $-R^{10}C(O)NR^7Ar$ ,  $-R^{10}C(O)NHR^{10}Het$ ,  $-R^{10}C(S)NR^9R^{11}$ ,  $-R^{10}C(NH)NR^9R^{11}$ ,  $-R^{10}SO_2R^9$ ,  $-R^{10}SO_2NR^9R^{11}$ ,  $-R^{10}SO_2NHCOR^9$ ,  $-R^{10}NR^7R^8$ ,  $-R^{10}NR^7Ar$ ,  $-R^{10}NHC(NH)NR^9R^{11}$ , cyano, nitro and azido; or two adjacent  $R^1$  groups together with the atoms to which they are bonded form a  $C_{5-6}$ cycloalkyl or a 5 or 6-membered heterocyclic ring containing 1 or 2 heteroatoms.

30

In one embodiment, each  $R^1$  is the same or different and is independently selected from the group consisting of halo, alkyl, cycloalkyl, Aryl, Heteroaryl,  $-OR^7$ ,  $-C(O)R^9$ ,  $-C(O)Het$ ,  $-CO_2R^9$ ,  $-C(O)NR^7R^8$ ,  $-C(O)NR^7Aryl$ ,  $-C(O)NHR^{10}Het$ ,  $-S(O)_nR^9$ ,  $-S(O)_2NR^7R^8$ ,  $-S(O)_2NR^7Aryl$ ,  $-NR^7R^8$ ,  $-NR^7Aryl$ ,  $-NHHet$ ,  $-NHR^{10}Aryl$ ,  $-NHR^{10}Het$ ,  $-R^{10}cycloalkyl$ ,  $-R^{10}Het$ ,  
5  $-R^{10}OR^9$ ,  $-R^{10}C(O)NR^7Aryl$ ,  $-R^{10}SO_2NHCOR^9$ ,  $-R^{10}NR^7R^8$ ,  $-R^{10}NR^7Aryl$ , cyano, nitro and azido, or any subset thereof.

More particularly, each  $R^1$  is the same or different and is independently selected from the group consisting of halo, alkyl, Aryl, Heteroaryl,  $-OR^7$ ,  $-NR^7R^8$ ,  $-NR^7Aryl$ ,  $-NHHet$ ,  $-NHR^{10}Aryl$   
10 and  $-NHR^{10}Het$ .

In one particular embodiment, each  $R^1$  is the same or different and is independently selected from the group consisting of halo, alkyl, Heteroaryl,  $-NR^7R^8$ ,  $-NR^7Aryl$ , and  $-NHHet$ , or any subset thereof. Particularly compounds of formula (I) are defined wherein each  $R^1$   
15 is the same or different and is independently selected from the group consisting of halo, Heteroaryl and  $-NR^7R^8$ , or any subset thereof.

More specific examples of embodiments of the present invention are defined wherein each  $R^1$  is the same or different and is independently selected from the group  
20 consisting of halo, aryl, Heteroaryl (and substituted Heteroaryl),  $-NH_2$ ,  $-NHalkyl$ ,  $-NHcycloalkyl$ ,  $-N(alkyl)(alkyl)$ ,  $-Nalkyl-O-alkyl$ , and  $-NHAryl$ , or any subset thereof. Specific examples of some particular  $R^1$  groups are selected from the group consisting of Br, Cl, phenyl,  $-NH_2$ ,  $-NH-methyl$ ,  $-NH-butyl$ ,  $-N(CH_3)_2$ ,  $-NH-cyclopentyl$ ,  $-NH-cyclopropyl$ ,  $-NH-isopropyl$ ,  $-NH-phenyl$ ,  $-N(CH_2)_2OCH_3$ , pyrrolidine, and morpholine, or any subset  
25 thereof.

In one embodiment, compounds of formula (I) are defined where  $R^2$  contains an aryl, heterocyclic or heteroaryl moiety. In another embodiment, compounds of formula (I) are defined where  $R^2$  contains a heterocyclic or heteroaryl moiety. In yet another  
30 embodiment, the compounds of formula (I) are defined where  $R^2$  contains no aryl, heterocyclic or heteroaryl moiety. In another embodiment,  $R^2$  contains no heteroaryl

or heterocyclic moiety but may contain an aryl moiety. From the embodiments described above with respect to  $R^1$ , one skilled in the art can readily determine the groups defining  $R^2$  which contain or exclude aryl, heterocyclic and/or heteroaryl moieties.

5

In one embodiment,  $R^2$  is selected from the group consisting of halo, alkenyl, cycloalkyl, cycloalkenyl, Aryl, Het,  $-OR^7$ ,  $-OAry$ ,  $-OHet$ ,  $-OR^{10}Het$ ,  $-S(O)_nR^9$ ,  $-NR^7R^8$ ,  $-NHHet$ ,  $-NHR^{10}Het$ ,  $-R^{10}NR^7R^8$  and  $-R^{10}NR^7Ary$ , or any subset thereof. In particular,  $R^2$  is selected from the group consisting of Het,  $-OR^7$ ,  $-S(O)_nR^9$ ,  $-NR^7R^8$ ,  $-NHHet$  and  $-NHR^{10}Het$ , or any subset thereof. More particularly,  $R^2$  is selected from the group consisting of  $-NR^7R^8$ , Het,  $-NHR^{10}Het$  and  $-NHHet$ , or any subset thereof. In one particular embodiment, compounds of formula (I) are defined where  $R^2$  is  $-NR^7R^8$ .

More specific examples of embodiments of the present invention are defined wherein  $R^2$  is selected from the group consisting of  $-NH_2$ ,  $-NH$ -alkyl,  $-NH$ -cycloalkyl,  $-Het$ ,  $-NHHet$  and  $-NH$ -alkyl- $Het$ , or any subset thereof. Particular embodiments include those compounds of formula (I) wherein  $R^2$  is  $-NH_2$ ,  $-NH$ -propyl,  $-NH$ -isopropyl,  $-NH$ -cyclopropyl,  $-NH$ -butyl,  $-NH$ -isobutyl,  $-NH$ -cyclobutyl,  $-NH$ -cyclopentyl,  $-NH$ -cyclohexyl,  $-NH(CH_2)_2OCH_3$ , pyrrolidine (e.g., pyrrolidine bonded through N), and morpholine (e.g., morpholine bonded through N), or any subset thereof.

In one embodiment,  $R^7$  and  $R^8$  are each the same or different and are independently selected from the group consisting of H, alkyl, cycloalkyl,  $-C(O)R^9$ ,  $-R^{10}$ -cycloalkyl,  $-R^{10}OR^9$ ,  $-R^{10}CO_2R^9$  and  $-R^{10}NR^9R^{11}$ , or any subset thereof. More particularly,  $R^7$  and  $R^8$  are each the same or different and are independently selected from the group consisting of H, alkyl, cycloalkyl, and  $-R^{10}$ -cycloalkyl, or any subset thereof. In one embodiment,  $R^7$  and  $R^8$  are each the same or different and are independently selected from the group consisting of H, alkyl and cycloalkyl.

The group  $-R^{10}(OR^{10})_w$  in the definition of  $R^9$  and  $R^{11}$  refers to a PEG chain. In one embodiment,  $R^9$  and  $R^{11}$  are each the same or different and are independently selected

from the group consisting of H, alkyl, cycloalkyl, and  $-R^{10}$ -cycloalkyl, or any subset thereof. More particularly,  $R^9$  and  $R^{11}$  are each the same or different and are independently selected from the group consisting of H and alkyl.

- 5 Preferably  $R^{10}$  is alkyl or cycloalkyl; more preferably alkyl.

In another embodiment, the compounds of formula (I) include those compounds defined where at least one of  $R^3$  and  $R^4$  contains an aryl, heterocyclic or heteroaryl moiety (or contains a heterocyclic or heteroaryl moiety but exclude aryl moieties).

- 10 Another embodiment includes those compounds of formula (I) where neither  $R^3$  nor  $R^4$  contain an aryl, heterocyclic or heteroaryl moiety (or neither contains a heterocyclic or heteroaryl moiety but may contain an aryl moiety). Based on the guidance given above for  $R^1$ , one skilled in the art can readily determine the list of appropriate groups defining  $R^3$  and  $R^4$  which contain or exclude aryl, heterocyclic and/or heteroaryl  
15 moieties.

- In one embodiment,  $R^3$  is selected from the group consisting of H, halo, alkyl,  $Ay$ ,  $-OR^7$ ,  $-CO_2R^7$ ,  $-NR^7R^8$ ,  $-R^{10}OR^7$  and  $-R^{10}NR^7R^8$ , or any subset thereof. More particularly,  $R^3$  is selected from the group consisting of H, halo, alkyl,  $-OR^7$ , and  $-NR^7R^8$ , or any subset  
20 thereof. In one embodiment,  $R^3$  is H or alkyl. In one embodiment  $R^3$  is H.

- In one embodiment,  $R^4$  is selected from the group consisting of H, halo, alkyl,  $Ay$ ,  $-OR^7$ ,  $-CO_2R^7$ ,  $-NR^7R^8$ ,  $-R^{10}OR^7$  and  $-R^{10}NR^7R^8$ , or any subset thereof. More preferably,  $R^4$  is selected from the group consisting of H, halo, alkyl,  $-OR^7$ , and  $-NR^7R^8$ , or any  
25 subset thereof. In one embodiment,  $R^4$  is H or alkyl. In one embodiment  $R^4$  is H.

- In one embodiment,  $q$  is 0, 1 or 2. In one embodiment,  $q$  is 0. In another embodiment,  $q$  is 1. In one embodiment,  $q$  is 2 and optionally two adjacent  $R^5$  groups together with the atoms which they are bonded, they form a  $C_{5-6}$  cycloalkyl or aryl.  
30 The phrase "two adjacent  $R^5$  groups" refers to two  $R^5$  groups, each bonded to adjacent carbon atoms on the phenyl ring. In the embodiment where two adjacent  $R^5$  groups



together with the atoms to which they are bonded form a cycloalkyl or aryl, q is typically 2, 3, 4 or 5; more typically 2.

R<sup>5</sup> may be in the ortho, meta or para position.

5

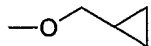
Another class of compounds of formula (I) includes those compounds defined wherein at least one R<sup>5</sup> group contains an aryl, heterocyclic or heteroaryl moiety (or in one embodiment a heterocyclic or heteroaryl moiety) and two adjacent R<sup>5</sup> groups together with the atoms to which they are bonded do not form a C<sub>5-6</sub> cycloalkyl or aryl.

- 10 Another class of compounds of formula (I) includes those compounds defined wherein q is 3, 4 or 5, at least one R<sup>5</sup> group contains an aryl, heterocyclic or heteroaryl moiety (or in one embodiment, a heterocyclic or heteroaryl moiety) and two adjacent R<sup>5</sup> groups together with the atoms to which they are bonded do form a C<sub>5-6</sub> cycloalkyl or aryl. Another class of compounds of formula (I) includes those compounds defined
- 15 where no R<sup>5</sup> group contains an aryl, heterocyclic or heteroaryl moiety (or in one embodiment no R<sup>5</sup> group contains a heterocyclic or heteroaryl moiety) and two adjacent R<sup>5</sup> groups together with the atoms to which they are bonded do not form a C<sub>5-6</sub> cycloalkyl or aryl. Another class of compounds of formula (I) includes those compounds defined wherein q is 2, 3, 4 or 5, no R<sup>5</sup> group contains an aryl, heterocyclic
- 20 or heteroaryl moiety (or in one embodiment no R<sup>5</sup> group contains a heterocyclic or heteroaryl moiety) and two adjacent R<sup>5</sup> groups together with the atoms to which they are bonded do not form a C<sub>5-6</sub> cycloalkyl or aryl.

- When two adjacent R<sup>5</sup> groups together with the atoms to which they are bonded do
- 25 form a cycloalkyl or aryl, each R<sup>5</sup> group may be the same or different and is typically selected from the group consisting of alkyl and alkenyl. A specific example of a cycloalkyl formed from two adjacent R<sup>5</sup> groups together with the atoms to which they are bonded is described above in connection with the description of two adjacent R<sup>1</sup> groups forming similar rings. Based on the guidance given above, examples of aryl
- 30 rings formed from two adjacent R<sup>5</sup> groups together with the atoms to which they are bonded can be readily determined by those skilled in the art. In one preferred

embodiment, two adjacent R<sup>5</sup> groups together with the atoms to which they are bonded do not form a C<sub>5-6</sub> cycloalkyl or aryl.

- In one embodiment, each R<sup>5</sup> group is the same or different and is independently selected from the group consisting of halo, alkyl, alkenyl, Ay, Het, -OR<sup>7</sup>, -OAY, -CO<sub>2</sub>R<sup>9</sup>, -C(O)NR<sup>7</sup>R<sup>8</sup>, -C(O)NR<sup>7</sup>AY, -S(O)<sub>2</sub>NR<sup>7</sup>R<sup>8</sup>, -NR<sup>7</sup>R<sup>8</sup>, -NR<sup>7</sup>AY, -NHR<sup>10</sup>AY, cyano, nitro and azido, or any subset thereof. More particularly, each R<sup>5</sup> group is the same or different and is independently selected from the group consisting of halo, alkyl, Het, -OR<sup>7</sup>, -C(O)NR<sup>7</sup>R<sup>8</sup>, -S(O)<sub>2</sub>NR<sup>7</sup>R<sup>8</sup>, -NR<sup>7</sup>R<sup>8</sup>, cyano, nitro and azido, or any subset thereof.
- 10 In one embodiment, each R<sup>5</sup> group is the same or different and is independently selected from the group consisting of halo, alkyl, -OR<sup>7</sup>, -NR<sup>7</sup>R<sup>8</sup> and cyano, or any subset thereof.

- More specific examples of compounds of formula (I) are defined wherein each R<sup>5</sup> is the same or different and is each independently selected from the group consisting of halo (e.g., fluoro, chloro or bromo), alkyl (e.g., methyl and trifluoromethyl), O-alkyl (e.g., O-methyl, O-isobutyl, and ) , O-allyl, cyano, -NH-CH<sub>3</sub>, and -N(CH<sub>3</sub>)<sub>2</sub>, or any subset thereof.

- 20 It is to be understood that the present invention includes all combinations and subsets of the particular and preferred groups defined hereinabove.

Specific examples of compounds of formula (I) include but are not limited to:

- 3-[2-(Cyclopentylamino)-4-pyrimidinyl]-2-(4-fluorophenyl)imidazo[1,2-*a*]pyridin-8-amine;
- 4-[8-Chloro-2-(4-fluorophenyl)imidazo[1,2-*a*]pyridin-3-yl]-*N*-cyclopentyl-2-pyrimidinamine;
- N*-Cyclopentyl-3-[2-(cyclopentylamino)-4-pyrimidinyl]-2-(4-fluorophenyl)imidazo[1,2-*a*]pyridin-8-amine;
- 30 *N*-Cyclopentyl-4-[2-(4-fluorophenyl)-8-(1-pyrrolidinyl)imidazo[1,2-*a*]pyridin-3-yl]-2-pyrimidinamine;

- N*-Butyl-3-[2-(cyclopentylamino)-4-pyrimidinyl]-2-(4-fluorophenyl)imidazo[1,2-*a*]pyridin-8-amine;
- 3-[2-(Cyclopentylamino)-4-pyrimidinyl]-2-(4-fluorophenyl)-*N*-(2-methoxyethyl)imidazo[1,2-*a*]pyridin-8-amine;
- 5 4-[8-Chloro-2-(4-fluorophenyl)imidazo[1,2-*a*]pyridin-3-yl]-*N*-methyl-2-pyrimidinamine;
- N*-Cyclopentyl-2-(4-fluorophenyl)-3-[2-(methylamino)-4-pyrimidinyl]imidazo[1,2-*a*]pyridin-8-amine;
- 4-[8-Chloro-2-(4-methoxyphenyl)imidazo[1,2-*a*]pyridin-3-yl]-*N*-cyclopentyl-2-  
10 pyrimidinamine;
- N*-Cyclopentyl-3-[2-(cyclopentylamino)-4-pyrimidinyl]-2-(4-methoxyphenyl)imidazo[1,2-*a*]pyridin-8-amine;
- 4-{8-(Cyclopentylamino)-3-[2-(cyclopentylamino)-4-pyrimidinyl]imidazo[1,2-*a*]pyridin-2-yl}phenol;
- 15 8-chloro-2-(4-fluorophenyl)-3-(2-fluoro-4-pyridinyl)imidazo[1,2-*a*]pyridine;
- 4-[8-Chloro-2-(4-fluorophenyl)imidazo[1,2-*a*]pyridin-3-yl]-*N*-cyclopentyl-2-pyrimidinamine;
- N*-Cyclopentyl-3-[2-(cyclopentylamino)-4-pyridinyl]-2-(4-fluorophenyl)imidazo[1,2-*a*]pyridin-8-amine;
- 20 4-[8-Chloro-2-(3-methoxyphenyl)imidazo[1,2-*a*]pyridin-3-yl]-*N*-cyclopentyl-2-pyrimidinamine;
- N*-Cyclopentyl-3-[2-(cyclopentylamino)-4-pyrimidinyl]-2-(3-methoxyphenyl)imidazo[1,2-*a*]pyridin-8-amine;
- 3-{8-(Cyclopentylamino)-3-[2-(cyclopentylamino)-4-pyrimidinyl]imidazo[1,2-*a*]pyridin-2-yl}phenol;
- 25 2-[3-(Allyloxy)phenyl]-*N*-cyclopentyl-3-[2-(cyclopentylamino)-4-pyrimidinyl]imidazo[1,2-*a*]pyridin-8-amine;
- 4-[8-Chloro-2-(4-methylphenyl)imidazo[1,2-*a*]pyridin-3-yl]-*N*-cyclopentyl-2-pyrimidinamine;
- 30 *N*-Cyclopentyl-3-[2-(cyclopentylamino)-4-pyrimidinyl]-2-(4-methylphenyl)imidazo[1,2-*a*]pyridin-8-amine;

- 3-[2-(Cyclopentylamino)-4-pyrimidinyl]-*N*-(2-methoxyethyl)-2-(4-methylphenyl)imidazo[1,2-*a*]pyridin-8-amine;  
*N*-Cyclopentyl-4-[2-(4-methylphenyl)-8-(4-morpholinyl)imidazo[1,2-*a*]pyridin-3-yl]-2-pyrimidinamine;
- 5 4-[8-Chloro-2-(2-naphthyl)imidazo[1,2-*a*]pyridin-3-yl]-*N*-cyclopropyl-2-pyrimidinamine;  
*N*-Cyclopropyl-3-[2-(cyclopropylamino)-4-pyrimidinyl]-2-(2-naphthyl)imidazo[1,2-*a*]pyridin-8-amine;
- 10 4-{8-Chloro-3-[2-(cyclopentylamino)-4-pyrimidinyl]imidazo[1,2-*a*]pyridin-2-yl}benzonitrile;  
4-{8-(Cyclopentylamino)-3-[2-(cyclopentylamino)-4-pyrimidinyl]imidazo[1,2-*a*]pyridin-2-yl}benzonitrile;
- 15 4-[3-[2-(Cyclopentylamino)-4-pyrimidinyl]-8-(4-morpholinyl)imidazo[1,2-*a*]pyridin-2-yl]benzonitrile;  
4-[3-[2-(Cyclopentylamino)-4-pyrimidinyl]-8-(4-morpholinyl)imidazo[1,2-*a*]pyridin-2-yl]benzamide;
- 20 *N*-{4-[8-Chloro-2-(3-nitrophenyl)imidazo[1,2-*a*]pyridin-3-yl]-2-pyrimidinyl}-*N*-cyclopentylamine;  
*N*-Cyclopentyl-4-[8-(4-morpholinyl)-2-(3-nitrophenyl)imidazo[1,2-*a*]pyridin-3-yl]-2-pyrimidinamine;
- 25 4-[2-(3-Aminophenyl)-8-chloroimidazo[1,2-*a*]pyridin-3-yl]-*N*-cyclopentyl-2-pyrimidinamine;  
2-(3-Aminophenyl)-*N*-cyclopentyl-3-[2-(cyclopentylamino)-4-pyrimidinyl]imidazo[1,2-*a*]pyridin-8-amine;
- 30 *N*-Cyclopentyl-3-[2-(cyclopentylamino)-4-pyrimidinyl]-2-{3-[(cyclopropylmethyl)amino]phenyl}imidazo[1,2-*a*]pyridin-8-amine;  
2-{3-[Bis(cyclopropylmethyl)amino]phenyl}-*N*-cyclopentyl-3-[2-(cyclopentylamino)-4-pyrimidinyl]imidazo[1,2-*a*]pyridin-8-amine;

- 3-{8-Chloro-3-[2-(cyclopentylamino)-4-pyrimidinyl]imidazo[1,2-*a*]pyridin-2-yl}benzonitrile;
- 3-{8-(Cyclopentylamino)-3-[2-(cyclopentylamino)-4-pyrimidinyl]imidazo[1,2-*a*]pyridin-2-yl}benzonitrile;
- 5 *N*-Cyclopentyl-4-[6,8-dichloro-2-(4-fluorophenyl)imidazo[1,2-*a*]pyridin-3-yl]-2-pyrimidinamine;
- N*-{4-[6-Chloro-8-(cyclopentylamino)-2-(4-fluorophenyl)imidazo[1,2-*a*]pyridin-3-yl]-2-pyrimidinyl}-*N*-cyclopentylamine;
- N*-Cyclopentyl-4-[6,8-dibromo-2-(4-fluorophenyl)imidazo[1,2-*a*]pyridin-3-yl]-2-pyrimidinamine;
- 10 *N*-{4-[6-Bromo-8-(cyclopentylamino)-2-(4-fluorophenyl)imidazo[1,2-*a*]pyridin-3-yl]-2-pyrimidinyl}-*N*-cyclopentylamine;
- 6-Bromo-*N*-butyl-3-[2-(cyclopentylamino)-4-pyrimidinyl]-2-(4-fluorophenyl)imidazo[1,2-*a*]pyridin-8-amine;
- 15 *N*-Cyclopentyl-4-[2-(4-fluorophenyl)-6,8-di(4-morpholinyl)imidazo[1,2-*a*]pyridin-3-yl]-2-pyrimidinamine;
- N*-{4-[6-Bromo-2-(4-fluorophenyl)-8-methylimidazo[1,2-*a*]pyridin-3-yl]-2-pyrimidinyl}-*N*-cyclopentylamine;
- N*-Cyclopentyl-3-[2-(cyclopentylamino)-4-pyrimidinyl]-2-(4-fluorophenyl)-8-methylimidazo[1,2-*a*]pyridin-6-amine;
- 20 *N*-Cyclopentyl-4-[2-(4-fluorophenyl)-8-methylimidazo[1,2-*a*]pyridin-3-yl]-2-pyrimidinamine;
- N*-{4-[6-Bromo-2-(4-fluorophenyl)imidazo[1,2-*a*]pyridin-3-yl]-2-pyrimidinyl}-*N*-cyclopentylamine;
- 25 *N*-Cyclopentyl-3-[2-(cyclopentylamino)-4-pyrimidinyl]-2-(4-fluorophenyl)imidazo[1,2-*a*]pyridin-6-amine;
- N*-Cyclopentyl-4-[2-(4-fluorophenyl)imidazo[1,2-*a*]pyridin-3-yl]-2-pyrimidinamine;
- N*-Cyclopentyl-4-[2-(4-fluorophenyl)-6-(4-morpholinyl)imidazo[1,2-*a*]pyridin-3-yl]-2-pyrimidinamine;
- 30 3-[2-(cyclopentylamino)-4-pyrimidinyl]-*N*-cyclopropyl-2-(4-fluorophenyl)imidazo[1,2-*a*]pyridin-8-amine;

- 2-[4-(Allyloxy)phenyl]-*N*-cyclopentyl-3-[2-(cyclopentylamino)-4-pyrimidinyl]imidazo[1,2-*a*]pyridin-8-amine;  
*N*-Cyclopentyl-3-[2-(cyclopentylamino)-4-pyrimidinyl]-2-[4-(cyclopropylmethoxy)phenyl]imidazo[1,2-*a*]pyridin-8-amine;  
 5 *N*-Cyclopentyl-3-[2-(cyclopentylamino)-4-pyrimidinyl]-2-(4-fluorophenyl)-6-(trifluoromethyl)imidazo[1,2-*a*]pyridin-8-amine;  
 3-{8-(Cyclopentylamino)-3-[2-(cyclopentylamino)pyrimidin-4-yl]imidazo[1,2-*a*]pyridin-2-yl}benzoic acid;  
 2-(3-Azidophenyl)-*N*-butyl-3-[2-(cyclopentylamino)pyrimidin-4-yl]imidazo[1,2-*a*]pyridin-8-amine;  
 10 4-[8-(Benzyloxy)-2-(4-fluorophenyl)imidazo[1,2-*a*]pyridin-3-yl]-*N*-cyclopentylpyrimidin-2-amine; and  
 3-[2-(Cyclopentylamino)pyrimidin-4-yl]-2-(4-fluorophenyl)imidazo[1,2-*a*]pyridin-8-ol,  
 15 and pharmaceutically acceptable salts, solvates and physiologically functional derivatives thereof.

In particular, some compounds of formula (I) include but are not limited to:

- 3-[2-(Cyclopentylamino)-4-pyrimidinyl]-2-(4-fluorophenyl)imidazo[1,2-*a*]pyridin-8-amine;  
 20 *N*-Cyclopentyl-3-[2-(cyclopentylamino)-4-pyrimidinyl]-2-(4-fluorophenyl)imidazo[1,2-*a*]pyridin-8-amine;  
*N*-Butyl-3-[2-(cyclopentylamino)-4-pyrimidinyl]-2-(4-fluorophenyl)imidazo[1,2-*a*]pyridin-8-amine;  
 25 3-[2-(Cyclopentylamino)-4-pyrimidinyl]-2-(4-fluorophenyl)-*N*-(2-methoxyethyl)imidazo[1,2-*a*]pyridin-8-amine;  
*N*-Cyclopentyl-3-[2-(cyclopentylamino)-4-pyrimidinyl]-2-(4-methoxyphenyl)imidazo[1,2-*a*]pyridin-8-amine;  
*N*-Cyclopentyl-3-[2-(cyclopentylamino)-4-pyrimidinyl]-2-(3-methoxyphenyl)imidazo[1,2-*a*]pyridin-8-amine;  
 30

- 2-[3-(Allyloxy)phenyl]-*N*-cyclopentyl-3-[2-(cyclopentylamino)-4-pyrimidinyl]imidazo[1,2-*a*]pyridin-8-amine;
- N*-Cyclopentyl-3-[2-(cyclopentylamino)-4-pyrimidinyl]-2-(4-methylphenyl)imidazo[1,2-*a*]pyridin-8-amine;
- 5 3-[2-(Cyclopentylamino)-4-pyrimidinyl]-*N*-(2-methoxyethyl)-2-(4-methylphenyl)imidazo[1,2-*a*]pyridin-8-amine;
- N*-Cyclopentyl-4-[2-(4-methylphenyl)-8-(4-morpholinyl)imidazo[1,2-*a*]pyridin-3-yl]-2-pyrimidinamine;
- 4-[8-Chloro-2-(2-naphthyl)imidazo[1,2-*a*]pyridin-3-yl]-*N*-cyclopropyl-2-pyrimidinamine;
- 10 *N*-Cyclopropyl-3-[2-(cyclopropylamino)-4-pyrimidinyl]-2-(2-naphthyl)imidazo[1,2-*a*]pyridin-8-amine;
- 4-{8-Chloro-3-[2-(cyclopentylamino)-4-pyrimidinyl]imidazo[1,2-*a*]pyridin-2-yl}benzonitrile;
- 15 4-{8-(Cyclopentylamino)-3-[2-(cyclopentylamino)-4-pyrimidinyl]imidazo[1,2-*a*]pyridin-2-yl}benzonitrile;
- 4-[3-[2-(Cyclopentylamino)-4-pyrimidinyl]-8-(4-morpholinyl)-imidazo[1,2-*a*]pyridin-2-yl]benzonitrile;
- 3-{8-Chloro-3-[2-(cyclopentylamino)-4-pyrimidinyl]imidazo[1,2-*a*]pyridin-2-yl}benzonitrile;
- 20 *N*-Cyclopentyl-4-[6,8-dichloro-2-(4-fluorophenyl)imidazo[1,2-*a*]pyridin-3-yl]-2-pyrimidinamine;
- N*-{4-[6-Chloro-8-(cyclopentylamino)-2-(4-fluorophenyl)imidazo[1,2-*a*]pyridin-3-yl]-2-pyrimidinyl}-*N*-cyclopentylamine;
- 25 *N*-Cyclopentyl-4-[6,8-dibromo-2-(4-fluorophenyl)imidazo[1,2-*a*]pyridin-3-yl]-2-pyrimidinamine;
- N*-{4-[6-Bromo-8-(cyclopentylamino)-2-(4-fluorophenyl)imidazo[1,2-*a*]pyridin-3-yl]-2-pyrimidinyl}-*N*-cyclopentylamine;
- 6-Bromo-*N*-butyl-3-[2-(cyclopentylamino)-4-pyrimidinyl]-2-(4-fluorophenyl)imidazo[1,2-*a*]pyridin-8-amine;
- 30

- N*-Cyclopentyl-4-[2-(4-fluorophenyl)-6,8-di(4-morpholinyl)imidazo[1,2-*a*]pyridin-3-yl]-2-pyrimidinamine;
- N*-Cyclopentyl-3-[2-(cyclopentylamino)-4-pyrimidinyl]-2-(4-fluorophenyl)-8-methylimidazo[1,2-*a*]pyridin-6-amine;
- 5 *N*-Cyclopentyl-4-[2-(4-fluorophenyl)-6-(4-morpholinyl)imidazo[1,2-*a*]pyridin-3-yl]-2-pyrimidinamine;
- 3-[2-(cyclopentylamino)-4-pyrimidinyl]-*N*-cyclopropyl-2-(4-fluorophenyl)imidazo[1,2-*a*]pyridin-8-amine;
- 2-[4-(Allyloxy)phenyl]-*N*-cyclopentyl-3-[2-(cyclopentylamino)-4-pyrimidinyl]imidazo[1,2-*a*]pyridin-8-amine;
- 10 *N*-Cyclopentyl-3-[2-(cyclopentylamino)-4-pyrimidinyl]-2-[4-(cyclopropylmethoxy)phenyl]imidazo[1,2-*a*]pyridin-8-amine;
- N*-Cyclopentyl-3-[2-(cyclopentylamino)-4-pyrimidinyl]-2-(4-fluorophenyl)-6-(trifluoromethyl)imidazo[1,2-*a*]pyridin-8-amine;
- 15 4-[8-(Benzyloxy)-2-(4-fluorophenyl)imidazo[1,2-*a*]pyridin-3-yl]-*N*-cyclopentylpyrimidin-2-amine; and
- 3-[2-(Cyclopentylamino)pyrimidin-4-yl]-2-(4-fluorophenyl)imidazo[1,2-*a*]pyridin-8-ol,
- and pharmaceutically acceptable salts, solvates and physiologically functional derivatives thereof.
- 20

It will be appreciated by those skilled in the art that the compounds of the present invention may also be utilized in the form of a pharmaceutically acceptable salt solvate or physiologically functional derivative thereof. The pharmaceutically

25 acceptable salts of the compounds of formula (I) include conventional salts formed from pharmaceutically acceptable inorganic or organic acids or bases as well as quaternary ammonium salts. More specific examples of suitable acid salts include hydrochloric, hydrobromic, sulfuric, phosphoric, nitric, perchloric, fumaric, acetic, propionic, succinic, glycolic, formic, lactic, maleic, tartaric, citric, palmoic, malonic,

30 hydroxymaleic, phenylacetic, glutamic, benzoic, salicylic, fumaric, toluenesulfonic, methanesulfonic (mesylate), naphthalene-2-sulfonic, benzenesulfonic



hydroxynaphthoic, hydroiodic, malic, steroic, tannic and the like. In one embodiment, the compounds of formula (I) are in the form of the mesylate salt. Other acids such as oxalic, while not in themselves pharmaceutically acceptable, may be useful in the preparation of salts useful as intermediates in obtaining the compounds of the invention and their pharmaceutically acceptable salts. More specific examples of suitable basic salts include sodium, lithium, potassium, magnesium, aluminium, calcium, zinc, N,N'-dibenzylethylenediamine, chlorprocaine, choline, diethanolamine, ethylenediamine, N-methylglucamine and procaine salts.

10 The term "solvate" as used herein refers to a complex of variable stoichiometry formed by a solute (a compound of formula (I)) and a solvent. Solvents, by way of example, include water, methanol, ethanol, or acetic acid.

The term "physiologically functional derivative" as used herein refers to any pharmaceutically acceptable derivative of a compound of the present invention, for example, an ester or an amide of a compound of formula (I), which upon administration to an animal, particularly a mammal, such as a human, is capable of providing (directly or indirectly) a compound of the present invention or an active metabolite thereof. See, for example, Burger's Medicinal Chemistry And Drug  
20 Discovery, 5th Edition, Vol 1: Principles And Practice.

Processes for preparing pharmaceutically acceptable salts, solvates and physiologically functional derivatives of the compounds of formula (I) are conventional in the art. See, e.g., Burger's Medicinal Chemistry And Drug Discovery 5th Edition, Vol 1:  
25 Principles And Practice.

As will be apparent to those skilled in the art, in the processes described below for the preparation of compounds of formula (I), certain intermediates, may be in the form of pharmaceutically acceptable salts, solvates or physiologically functional derivatives of the compound. Those terms as applied to any intermediate employed in the process of  
30 preparing compounds of formula (I) have the same meanings as noted above with

respect to compounds of formula (I). Processes for preparing pharmaceutically acceptable salts, solvates and physiologically functional derivatives of such intermediates are known in the art and are analogous to the processes for preparing pharmaceutically acceptable salts, solvates and physiologically functional derivatives of the compounds of formula (I).

Certain compounds of formula (I) and intermediates used in the processes of preparing compounds of formula (I) may exist in stereoisomeric forms (e.g. they may contain one or more asymmetric carbon atoms or may exhibit *cis-trans* isomerism). The individual stereoisomers (enantiomers and diastereomers) and mixtures of these are included within the scope of the present invention. The present invention also covers the individual isomers of the compounds represented by formula (I) as mixtures with isomers thereof in which one or more chiral centers are inverted. Likewise, it is understood that compounds of formula (I) may exist in tautomeric forms other than that shown in the formula and these are also included within the scope of the present invention.

The present invention further provides compounds of formula (I) for use in medical therapy, e.g. in the treatment or prophylaxis, including suppression of recurrence of symptoms, of a viral disease in an animal, e.g. a mammal such as a human. The compounds of formula (I) are especially useful for the treatment or prophylaxis of viral diseases such as herpes viral infections. Herpes viral infections include, for example, herpes simplex virus 1 (HSV-1), herpes simplex virus 2 (HSV-2), cytomegalovirus (CMV), Epstein Barr virus (EBV), varicella zoster virus (VZV), human herpes virus 6 (HHV-6), human herpes virus 7 (HHV-7), and human herpes virus 8 (HHV-8). Thus, the compounds of the invention are also useful in the treatment or prophylaxis of the symptoms or effects of herpes virus infections.

The compounds of the invention are useful in the treatment or prophylaxis of conditions or diseases associated with herpes virus infections, particularly conditions or diseases associated with latent herpes virus infections in an animal, e.g., a mammal

such as a human. By conditions or diseases associated with herpes viral infections is meant a condition or disease, excluding the viral infection per se, which results from the presence of the viral infection, such as chronic fatigue syndrome which is associated with EBV infection; and multiple sclerosis which has been associated with  
5 herpes viral infections such as EBV and HHV-6. Further examples of such conditions or diseases are described in the background section above.

In addition to those conditions and diseases, the compounds of the present invention may also be used for the treatment or prophylaxis of cardiovascular diseases and  
10 conditions associated with herpes virus infections, in particular atherosclerosis, coronary artery disease and restenosis and specifically restenosis following angioplasty (RFA). Restenosis is the narrowing of the blood vessels which can occur after injury to the vessel wall, for example injury caused by balloon angioplasty or other surgical and/or diagnostic techniques, and is characterized by excessive proliferation of smooth  
15 muscle cells in the walls of the blood vessel treated. It is thought that in many patients suffering from restenosis following angioplasty (RFA), viral infection, particularly by CMV and/or HHV-6 plays a pivotal role in the proliferation of the smooth muscle cells in the coronary vessel. Restenosis can occur following a number of surgical and/or diagnostic techniques, for example, transplant surgery, vein  
20 grafting, coronary by-pass grafting and, most commonly following angioplasty.

There is evidence from work done both *in vitro* and *in vivo*, indicating that restenosis is a multifactorial process. Several cytokines and growth factors, acting in concert, stimulate the migration and proliferation of vascular smooth muscle cells (SMC) and  
25 production of extracellular matrix material, which accumulate to occlude the blood vessel. In addition growth suppressors act to inhibit the proliferation of SMC's and production of extracellular matrix material.

In addition, compounds of formula (I) may be useful in the treatment or prophylaxis  
30 of conditions or diseases associated with hepatitis B or hepatitis C viruses, human papilloma virus (HPV) and HIV.

The present invention also provides a method for the treatment or prophylaxis of a viral infection in an animal such as a mammal (e.g., a human), particularly a herpes viral infection, which method comprises administering to the animal a therapeutically effective amount of the compound of formula (I).

5

As used herein, the term "prophylaxis" refers to the complete prevention of infection, the prevention of occurrence of symptoms in an infected subject, the prevention of recurrence of symptoms in an infected subject, or a decrease in severity or frequency of symptoms of viral infection, condition or disease in the subject.

10

As used herein, the term "treatment" refers to the partial or total elimination of symptoms or decrease in severity of symptoms of viral infection, condition or disease in the subject, or the elimination or decrease of viral presence in the subject.

15 As used herein, the term "therapeutically effective amount" means an amount of a compound of formula (I) which is sufficient, in the subject to which it is administered, to treat or prevent the stated disease, condition or infection. For example, a therapeutically effective amount of a compound of formula (I) for the treatment of a herpes virus infection is an amount sufficient to treat the herpes virus infection in the  
20 subject.

The present invention also provides a method for the treatment or prophylaxis of conditions or diseases associated with herpes viral infections in an animal such as a mammal (e.g., a human), which comprises administering to the animal a  
25 therapeutically effective amount of the compound of formula (I). In one embodiment, the present invention provides a method for the treatment or prophylaxis of chronic fatigue syndrome and multiple sclerosis in an animal such as a mammal (e.g., a human), which comprises administering to the animal a therapeutically effective amount of a compound of formula (I). The foregoing method is particularly useful for  
30 the treatment or prophylaxis of chronic fatigue syndrome and multiple sclerosis associated with latent infection with a herpes virus.

In another embodiment, the present invention provides a method for the treatment or prophylaxis of a cardiovascular condition such as atherosclerosis, coronary artery disease or restenosis (particularly restenosis following surgery such as angioplasty), which comprises administering to the animal a therapeutically effective antiviral  
5 amount of the compound of formula (I).

The present invention further provides a method for the treatment or prophylaxis of hepatitis B or hepatitis C viruses in an animal such as a mammal (e.g., a human), which comprises administering to the animal a therapeutically effective amount of the  
10 compound of formula (I).

The present invention further provides a method for the treatment or prophylaxis of human papilloma virus in an animal such as a mammal (e.g., a human), which comprises administering to the animal a therapeutically effective amount of the  
15 compound of formula (I).

The present invention further provides a method for the treatment or prophylaxis of HIV in an animal such as a mammal (e.g., a human), which comprises administering to the animal a therapeutically effective amount of the compound of formula (I).  
20

The present invention also provides the use of the compound of formula (I) in the preparation of a medicament for the treatment or prophylaxis of a viral infection in an animal such as a mammal (e.g., a human), particularly a herpes viral infection; the use of the compound of formula (I) in the preparation of a medicament for the  
25 treatment of conditions or disease associated with a herpes viral infection; and the use of the compound of formula (I) in the preparation of a medicament for the treatment or prophylaxis of hepatitis B or hepatitis C viruses, human papilloma virus and HIV. In particular, the present invention also provides the use of a compound of formula (I) in the preparation of a medicament for the treatment or prophylaxis of chronic fatigue  
30 syndrome or multiple sclerosis. In one embodiment, the present invention provides the use of a compound of formula (I) in the preparation of a medicament for the

treatment or prophylaxis of cardiovascular disease, such as restenosis and atherosclerosis.

5 The compounds of formula (I) are conveniently administered in the form of pharmaceutical compositions. Such compositions may conveniently be presented for use in conventional manner in admixture with one or more physiologically acceptable carriers or diluents.

10 While it is possible that compounds of the present invention may be therapeutically administered as the raw chemical, it is preferable to present the active ingredient as a pharmaceutical composition. The pharmaceutical composition may comprise a pharmaceutically acceptable carrier or diluent. The carrier(s) or diluent(s) must be "acceptable" in the sense of being compatible with the other ingredients of the formulation and not deleterious to the recipient thereof.

15 Accordingly, the present invention further provides for a pharmaceutical formulation or composition comprising a compound of formula (I) with one or more pharmaceutically acceptable carriers therefore and, optionally, other therapeutic and/or prophylactic ingredients.

20 The formulations include those suitable for oral, parenteral (including subcutaneous e.g. by injection or by depot tablet, intradermal, intrathecal, intramuscular e.g. by depot and intravenous), rectal and topical (including dermal, buccal and sublingual) administration although the most suitable route may depend upon for example the  
25 condition, age, and disorder of the recipient as well as the viral infection or disease being treated. The formulations may conveniently be presented in unit dosage form and may be prepared by any of the methods well known in the art of pharmacy. All methods include the step of bringing into association the compound(s) ("active ingredient") with the carrier which constitutes one or more accessory ingredients. In  
30 the formulations are prepared by uniformly and intimately bringing into association

the active ingredient with liquid carriers or finely divided solid carriers or both and then, if necessary, shaping the product into the desired formulation.

Formulations suitable for oral administration may be presented as discrete units such as capsules (including soft-gel capsules), cachets or tablets (e.g. chewable tablets in particular for paediatric administration) each containing a predetermined amount of the active ingredient; as a powder or granules; as a solution or a suspension in an aqueous liquid or a non-aqueous liquid; or as an oil-in-water liquid emulsion or a water-in-oil liquid emulsion. The active ingredient may also be presented as a bolus, electuary or paste.

A tablet may be made by compression or moulding, optionally with one or more accessory ingredients. Compressed tablets may be prepared by compressing in a suitable machine the active ingredient in a free-flowing form such as a powder or granules, optionally mixed with other conventional excipients such as binding agents, (for example, syrup, acacia, gelatin, sorbitol, tragacanth, mucilage of starch or polyvinylpyrrolidone), fillers (for example, lactose, sugar, microcrystalline cellulose, maize-starch, calcium phosphate or sorbitol), lubricants (for example, magnesium stearate, stearic acid, talc, polyethylene glycol or silica), disintegrants (for example, potato starch or sodium starch glycollate) or wetting agents, such as sodium lauryl sulfate. Moulded tablets may be made by moulding in a suitable machine a mixture of the powdered compound moistened with an inert liquid diluent. The tablets may optionally be coated or scored and may be formulated so as to provide slow or controlled release of the active ingredient therein. The tablets may be coated according to methods well-known in the art.

Alternatively, the compounds of the present invention may be incorporated into oral liquid preparations such as aqueous or oily suspensions, solutions, emulsions, syrups or elixirs, for example. Moreover, formulations containing these compounds may be presented as a dry product for constitution with water or other suitable vehicle before use. Such liquid preparations may contain conventional additives such as suspending

agents such as sorbitol syrup, methyl cellulose, glucose/sugar syrup, gelatin, hydroxyethylcellulose, carboxymethyl cellulose, aluminum stearate gel or hydrogenated edible fats; emulsifying agents such as lecithin, sorbitan mono-oleate or acacia; non-aqueous vehicles (which may include edible oils) such as almond oil, 5 fractionated coconut oil, oily esters, propylene glycol or ethyl alcohol; and preservatives such as methyl or propyl p-hydroxybenzoates or sorbic acid. Such preparations may also be formulated as suppositories, e.g., containing conventional suppository bases such as cocoa butter or other glycerides. Liquid preparations may also be formulated as soft-gel capsules for oral administration, e.g., containing 10 conventional soft-gel excipients such as polyethylene glycol.

Formulations for parenteral administration include aqueous and non-aqueous sterile injection solutions which may contain anti-oxidants, buffers, bacteriostats and solutes which render the formulation isotonic with the blood of the intended recipient; and 15 aqueous and non-aqueous sterile suspensions which may include suspending agents and thickening agents.

The formulations may be presented in unit-dose or multi-dose containers, for example sealed ampoules and vials, and may be stored in a freeze-dried (lyophilised) condition 20 requiring only the addition of a sterile liquid carrier, for example, water-for-injection, immediately prior to use. Extemporaneous injection solutions and suspensions may be prepared from sterile powders, granules and tablets of the kind previously described.

Formulations for rectal administration may be presented as a suppository with the 25 usual carriers such as cocoa butter, hard fat or polyethylene glycol.

Formulations suitable for topical (e.g., dermal) or intranasal application include ointments, creams, lotions, pastes, gels, sprays, aerosols and oils. Suitable carriers for such formulations include petroleum jelly, lanolin, polyethyleneglycols, alcohols, and 30 combinations thereof.



Formulations for topical administration in the mouth, for example buccally or sublingually, include lozenges comprising the active ingredient in a flavoured base such as sucrose and acacia or tragacanth, and pastilles comprising the active ingredient in a base such as gelatin and glycerin or sucrose and acacia.

5

The compounds may also be formulated as depot preparations. Such long acting formulations may be administered by implantation (for example subcutaneously or intramuscularly) or by intramuscular injection. Thus, for example, the compounds may be formulated with suitable polymeric or hydrophobic materials (for example as an emulsion in an acceptable oil) or ion exchange resins, or as sparingly soluble derivatives, for example, as a sparingly soluble salt.

10

In addition to the ingredients particularly mentioned above, the formulations may include other agents conventional in the art having regard to the type of formulation in question, for example those suitable for oral administration may include flavouring agents.

15

It be appreciated that the amount of a compound of the invention required for use in treatment will vary with the nature of the condition being treated and the age and the condition of the patient and will be ultimately at the discretion of the attendant physician or veterinarian. In general, however, doses employed for adult human treatment will typically be in the range of 0.02-5000 mg per day, preferably 100-1500 mg per day. The desired dose may conveniently be presented in a single dose or as divided doses administered at appropriate intervals, for example as two, three, four or more sub-doses per day. The formulations according to the invention may contain between 0.1-99% of the active ingredient, conveniently from 30-95% for tablets and capsules and 3-50% for liquid preparations.

20

25

The compound of formula (I) for use in the instant invention may be used in combination with other therapeutic agents for example, non-nucleotide reverse transcriptase inhibitors, nucleoside reverse transcriptase inhibitors, protease inhibitors

30

and/or other antiviral agents. The invention thus provides in a further aspect the use of a combination comprising a compound of formula (I) with a further therapeutic agent in the treatment of viral infections. Particular antiviral agents which may be combined with the compounds of the present invention include aciclovir, valaciclovir, famcyclovir, ganciclovir, docosanol, miribavir, amprenavir, lamivudine, zidovudine, and abacavir. Preferred antiviral agents for combining with the compounds of the present invention include aciclovir and valaciclovir. Thus the present invention provides in a further aspect, a combination comprising a compound of formula (I) and an antiviral agent selected from the group consisting of aciclovir or valaciclovir; the use of such combination in the treatment of viral infections and the preparation of a medicament for the treatment of viral infections, and a method of treating viral infections comprising administering a compound of formula (I) and an antiviral agent selected from the group consisting of aciclovir and valaciclovir.

When the compounds of formula (I) are used in combination with other therapeutic agents, the compounds may be administered either sequentially or simultaneously by any convenient route.

The combinations referred to above may conveniently be presented for use in the form of a pharmaceutical formulation and thus pharmaceutical formulations comprising a combination as defined above optionally together with a pharmaceutically acceptable carrier or diluent comprise a further aspect of the invention. The individual components of such combinations may be administered either sequentially or simultaneously in separate or combined pharmaceutical formulations.

When combined in the same formulation it will be appreciated that the two compounds must be stable and compatible with each other and the other components of the formulation and may be formulated for administration. When formulated separately they may be provided in any convenient formulation, in such a manner as are known for such compounds in the art.

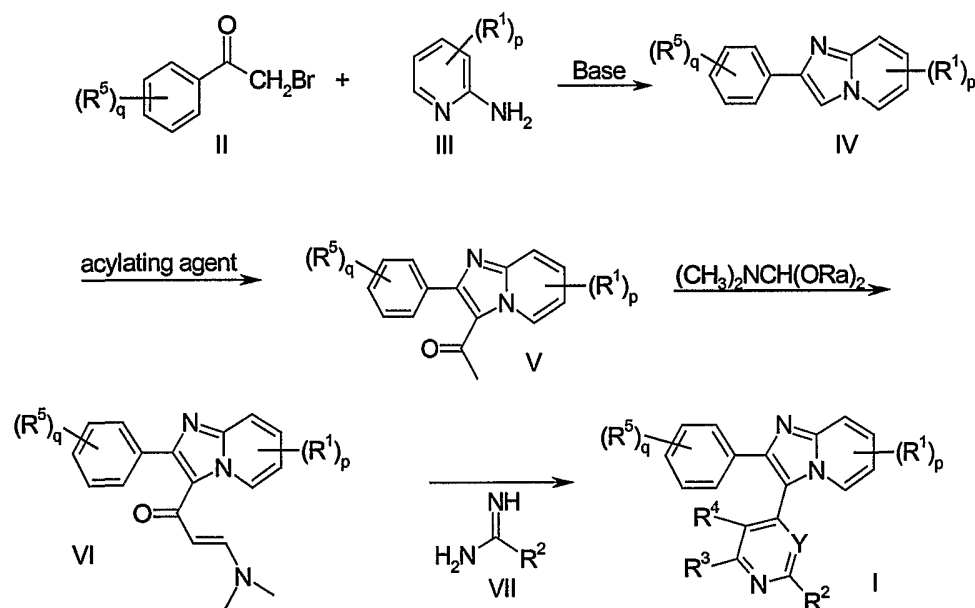
When a compound of formula (I) is used in combination with a second therapeutic agent active against the viral infection, the dose of each compound may differ from that when the compound is used alone. Appropriate doses will be readily appreciated by those skilled in the art.

5

Compounds of formula (I) wherein Y is N; R<sup>2</sup> is selected from the group consisting of alkenyl, cycloalkyl, cycloalkenyl, Ay, Het, -OR<sup>7</sup>, -OAy, -OHet, -OR<sup>10</sup>Het, -S(O)<sub>n</sub>R<sup>9</sup>, -S(O)<sub>n</sub>Ay, -S(O)<sub>n</sub>NR<sup>7</sup>R<sup>8</sup>, -S(O)<sub>n</sub>Het, -NR<sup>7</sup>R<sup>8</sup>, -NHHet, -NHR<sup>10</sup>Ay, -NHR<sup>10</sup>Het, -R<sup>10</sup>NR<sup>7</sup>R<sup>8</sup> and -R<sup>10</sup>NR<sup>7</sup>Ay; and R<sup>3</sup> and R<sup>4</sup> are both H, may be conveniently prepared by a process outlined in Scheme 1 below.

10

Scheme 1



15

20

wherein:

25 p is 0, 1, 2, 3 or 4;

each R<sup>1</sup> is the same or different and is independently selected from the group

consisting of halo, alkyl, alkenyl, alkynyl, cycloalkyl, cycloalkenyl, Ay, Het, -OR<sup>7</sup>, -OAy, -OR<sup>10</sup>Ay, -OHet, -OR<sup>10</sup>Het, -C(O)R<sup>9</sup>, -C(O)Ay, -C(O)Het, -CO<sub>2</sub>R<sup>9</sup>, -C(O)NR<sup>7</sup>R<sup>8</sup>, -C(O)NR<sup>7</sup>Ay, -C(O)NHR<sup>10</sup>Ay, -C(O)NHR<sup>10</sup>Het, -C(S)NR<sup>9</sup>R<sup>11</sup>, -C(NH)NR<sup>7</sup>R<sup>8</sup>, -C(NH)NR<sup>7</sup>Ay, -S(O)<sub>n</sub>R<sup>9</sup>, -S(O)<sub>n</sub>Ay, -S(O)<sub>n</sub>Het, -S(O)<sub>2</sub>NR<sup>7</sup>R<sup>8</sup>, -S(O)<sub>2</sub>NR<sup>7</sup>Ay, -NR<sup>7</sup>R<sup>8</sup>, -NR<sup>7</sup>Ay, -NHHet, -NHR<sup>10</sup>Ay, -NHR<sup>10</sup>Het, -R<sup>10</sup>cycloalkyl,

30

-R<sup>10</sup>Ay, -R<sup>10</sup>Het, -R<sup>10</sup>O-C(O)R<sup>9</sup>, -R<sup>10</sup>O-C(O)Ay, -R<sup>10</sup>O-C(O)Het, -R<sup>10</sup>O-S(O)<sub>n</sub>R<sup>9</sup>,  
 -R<sup>10</sup>OR<sup>9</sup>, -R<sup>10</sup>C(O)R<sup>9</sup>, -R<sup>10</sup>CO<sub>2</sub>R<sup>9</sup>, -R<sup>10</sup>C(O)NR<sup>9</sup>R<sup>11</sup>, -R<sup>10</sup>C(O)NR<sup>7</sup>Ay,  
 -R<sup>10</sup>C(O)NHR<sup>10</sup>Het, -R<sup>10</sup>C(S)NR<sup>9</sup>R<sup>11</sup>, -R<sup>10</sup>C(NH)NR<sup>9</sup>R<sup>11</sup>, -R<sup>10</sup>SO<sub>2</sub>R<sup>9</sup>, -R<sup>10</sup>SO<sub>2</sub>NR<sup>9</sup>R<sup>11</sup>,  
 -R<sup>10</sup>SO<sub>2</sub>NHCOR<sup>9</sup>, -R<sup>10</sup>NR<sup>7</sup>R<sup>8</sup>, -R<sup>10</sup>NR<sup>7</sup>Ay, -R<sup>10</sup>NHC(NH)NR<sup>9</sup>R<sup>11</sup>, cyano, nitro and  
 5 azido; or

two adjacent R<sup>1</sup> groups together with the atoms to which they are bonded  
 form a C<sub>5-6</sub>cycloalkyl or a 5 or 6-membered heterocyclic ring containing 1 or 2  
 heteroatoms;

each R<sup>7</sup> and R<sup>8</sup> are the same or different and are independently selected from

10 the group consisting of H, alkyl, cycloalkyl, alkenyl, cycloalkenyl,  
 -OR<sup>9</sup>, -C(O)R<sup>9</sup>, -CO<sub>2</sub>R<sup>9</sup>, -C(O)NR<sup>9</sup>R<sup>11</sup>, -C(S)NR<sup>9</sup>R<sup>11</sup>, -C(NH)NR<sup>9</sup>R<sup>11</sup>, -SO<sub>2</sub>R<sup>10</sup>,  
 -SO<sub>2</sub>NR<sup>9</sup>R<sup>11</sup>, -R<sup>10</sup>cycloalkyl, -R<sup>10</sup>OR<sup>9</sup>, -R<sup>10</sup>C(O)R<sup>9</sup>, -R<sup>10</sup>CO<sub>2</sub>R<sup>9</sup>,  
 -R<sup>10</sup>C(O)NR<sup>9</sup>R<sup>11</sup>, -R<sup>10</sup>C(S)NR<sup>9</sup>R<sup>11</sup>, -R<sup>10</sup>C(NH)NR<sup>9</sup>R<sup>11</sup>, -R<sup>10</sup>SO<sub>2</sub>R<sup>10</sup>,  
 -R<sup>10</sup>SO<sub>2</sub>NR<sup>9</sup>R<sup>11</sup>, -R<sup>10</sup>SO<sub>2</sub>NHCOR<sup>9</sup>, -R<sup>10</sup>NR<sup>9</sup>R<sup>11</sup>, -R<sup>10</sup>NHCOR<sup>9</sup>,  
 15 -R<sup>10</sup>NHSO<sub>2</sub>R<sup>9</sup> and -R<sup>10</sup>NHC(NH)NR<sup>9</sup>R<sup>11</sup>;

each R<sup>9</sup> and R<sup>11</sup> are the same or different and are independently selected from  
 the group consisting of H, alkyl, cycloalkyl, -R<sup>10</sup>cycloalkyl, -R<sup>10</sup>OH,  
 -R<sup>10</sup>(OR<sup>10</sup>)<sub>w</sub> where w is 1-10, and -R<sup>10</sup>NR<sup>10</sup>R<sup>10</sup>;

each R<sup>10</sup> is the same or different and is independently selected from the group  
 20 consisting of alkyl, alkenyl, alkynyl, cycloalkyl and cycloalkenyl;

Ay is aryl;

Het is a 5- or 6-membered heterocyclic or heteroaryl group;

R<sup>2</sup> is selected from the group consisting of alkenyl, cycloalkyl, cycloalkenyl, Ay, Het,

25 -OR<sup>7</sup>, -OAy, -OHet, -OR<sup>10</sup>Het, -S(O)<sub>n</sub>R<sup>9</sup>, -S(O)<sub>n</sub>Ay, -S(O)<sub>n</sub>NR<sup>7</sup>R<sup>8</sup>, -S(O)<sub>n</sub>Het,  
 -NR<sup>7</sup>R<sup>8</sup>, -NHHet, -NHR<sup>10</sup>Ay, -NHR<sup>10</sup>Het, -R<sup>10</sup>NR<sup>7</sup>R<sup>8</sup> and -R<sup>10</sup>NR<sup>7</sup>Ay;

n is 0, 1 or 2;

Y is N;

R<sup>3</sup> and R<sup>4</sup> are both H;

q is 0, 1, 2, 3, 4 or 5;

30 each R<sup>5</sup> is the same or different and is independently selected from the group  
 consisting of halo, alkyl, alkenyl, alkynyl, cycloalkyl, cycloalkenyl, Ay, Het, -OR<sup>7</sup>,

- OAr, -OHet, -OR<sup>10</sup>Ar, -OR<sup>10</sup>Het, -C(O)R<sup>9</sup>, -C(O)Ar, -C(O)Het, -CO<sub>2</sub>R<sup>9</sup>,  
 -C(O)NR<sup>7</sup>R<sup>8</sup>, -C(O)NR<sup>7</sup>Ar, -C(O)NHR<sup>10</sup>Het, -C(S)NR<sup>9</sup>R<sup>11</sup>, -C(NH)NR<sup>7</sup>R<sup>8</sup>,  
 -C(NH)NR<sup>7</sup>Ar, -S(O)<sub>n</sub>R<sup>9</sup>, -S(O)<sub>2</sub>NR<sup>7</sup>R<sup>8</sup>, -S(O)<sub>2</sub>NR<sup>7</sup>Ar, -NR<sup>7</sup>R<sup>8</sup>, -NR<sup>7</sup>Ar, -NHHet,  
 -NHR<sup>10</sup>Ar, -NHR<sup>10</sup>Het, -R<sup>10</sup>cycloalkyl, -R<sup>10</sup>Het, -R<sup>10</sup>OR<sup>9</sup>, -R<sup>10</sup>C(O)R<sup>9</sup>, -R<sup>10</sup>CO<sub>2</sub>R<sup>9</sup>,  
 5 -R<sup>10</sup>C(O)NR<sup>9</sup>R<sup>11</sup>, -R<sup>10</sup>C(O)NR<sup>7</sup>Ar, -R<sup>10</sup>C(O)NHR<sup>10</sup>Het, -R<sup>10</sup>C(S)NR<sup>9</sup>R<sup>11</sup>,  
 -R<sup>10</sup>C(NH)NR<sup>9</sup>R<sup>11</sup>, -R<sup>10</sup>SO<sub>2</sub>R<sup>9</sup>, -R<sup>10</sup>SO<sub>2</sub>NR<sup>9</sup>R<sup>11</sup>, -R<sup>10</sup>SO<sub>2</sub>NHCOR<sup>9</sup>, -R<sup>10</sup>NR<sup>7</sup>R<sup>8</sup>,  
 -R<sup>10</sup>NR<sup>7</sup>Ar, -R<sup>10</sup>NHC(NH)NR<sup>9</sup>R<sup>11</sup>, cyano, nitro and azido; or  
 two adjacent R<sup>5</sup> groups together with the atoms to which they are bonded  
 form a C<sub>5-6</sub> cycloalkyl or aryl; and  
 10 Ra is alkyl or cycloalkyl.

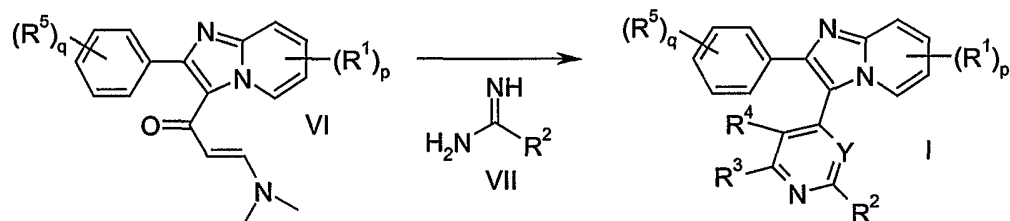
Generally, the process for preparing the compounds of formula (I) wherein Y is N; R<sup>2</sup> is  
 selected from the group consisting of alkenyl, cycloalkyl, cycloalkenyl, Ar, Het, -OR<sup>7</sup>,  
 -OAr, -OHet, -OR<sup>10</sup>Het, -S(O)<sub>n</sub>R<sup>9</sup>, -S(O)<sub>n</sub>Ar, -S(O)<sub>n</sub>NR<sup>7</sup>R<sup>8</sup>, -S(O)<sub>n</sub>Het, -NR<sup>7</sup>R<sup>8</sup>, -NHHet,  
 15 -NHR<sup>10</sup>Ar, -NHR<sup>10</sup>Het, -R<sup>10</sup>NR<sup>7</sup>R<sup>8</sup> and -R<sup>10</sup>NR<sup>7</sup>Ar; and R<sup>3</sup> and R<sup>4</sup> are both H, (all formulas  
 and all other variables having been defined above in connection with Scheme 1)  
 comprises the steps of:

- (a) reacting an aminopyridine of formula (III) with a 2-bromoacetophenone of  
 formula (II) to prepare a compound of formula (IV);
- 20 (b) acylating the compound of formula (IV) to prepare a compound of formula (V);
- (c) reacting the compound of formula (V) with a dimethylformamide dialkyl acetal  
 of formula (CH<sub>3</sub>)<sub>2</sub>NCH(ORa)<sub>2</sub> to prepare a compound of formula (VI); and
- (d) reacting the compound of formula (VI) with a compound of formula (VII) to  
 prepare a compound of formula (I).

25

More specifically, compounds of formula (I) wherein Y is N; R<sup>2</sup> is selected from the  
 group consisting of alkenyl, cycloalkyl, cycloalkenyl, Ar, Het, -OR<sup>7</sup>, -OAr, -OHet,  
 -OR<sup>10</sup>Het, -S(O)<sub>n</sub>R<sup>9</sup>, -S(O)<sub>n</sub>Ar, -S(O)<sub>n</sub>NR<sup>7</sup>R<sup>8</sup>, -S(O)<sub>n</sub>Het, -NR<sup>7</sup>R<sup>8</sup>, -NHHet, -NHR<sup>10</sup>Ar,  
 -NHR<sup>10</sup>Het, -R<sup>10</sup>NR<sup>7</sup>R<sup>8</sup> and -R<sup>10</sup>NR<sup>7</sup>Ar; and R<sup>3</sup> and R<sup>4</sup> are both H, can be prepared by  
 30 reacting a compound of formula (VI) with a compound of formula (VII).

45



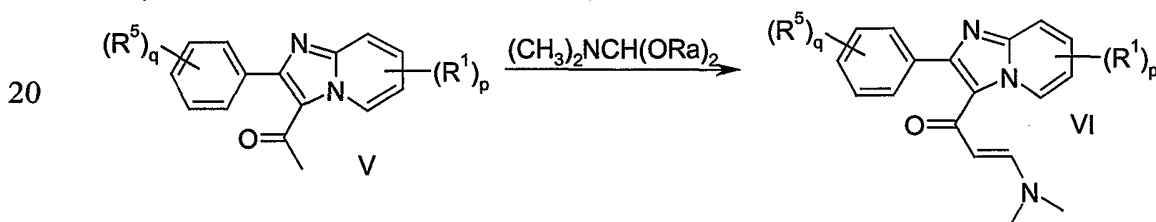
5

wherein all variables are as defined above in connection with Scheme 1.

This method can be readily carried out by mixing a compound of formula (VI) with a compound of formula (VII) in a suitable solvent, optionally in the presence of a base (preferably when the amidine is in a salt form), and heating the reaction at 20-150°C. Typical solvents include lower alcohols such as methanol, ethanol, isopropanol, dimethylformamide, 1-methyl-2-pyrrolidinone, and the like. The base is typically a sodium alkoxide, potassium carbonate, or an amine base such as triethylamine. In one embodiment, the solvent is ethanol and the base is potassium carbonate, or an amine base such as triethylamine.

15

Compounds of the formula (VI) may be conveniently prepared by reacting a compound of formula (V) with a dimethylformamide dialkyl acetal.



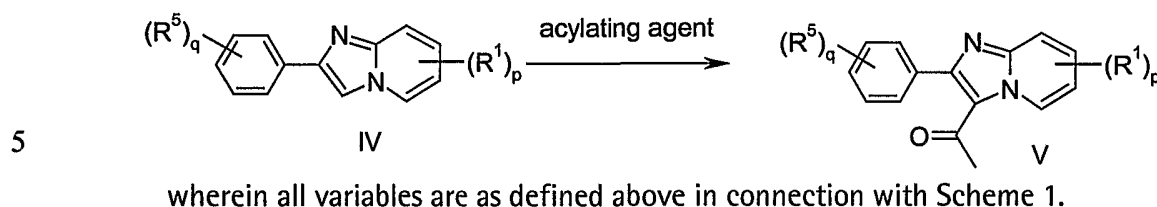
20

wherein all variables are as defined above in connection with Scheme 1.

Typical dimethylformamide dialkylacetal compounds for use in this method include but are not limited to dimethylformamide dimethylacetal and dimethylformamide di-*tert*-butylacetal. The reaction is carried out by mixing a compound of formula (V) with the dimethylformamide dialkyl acetal, optionally with heating and optionally in the presence of solvent such as N,N-dimethylformamide.

30

Compounds of the formula (V) may be conveniently prepared from compounds of the formula (IV) using an acylation procedure.

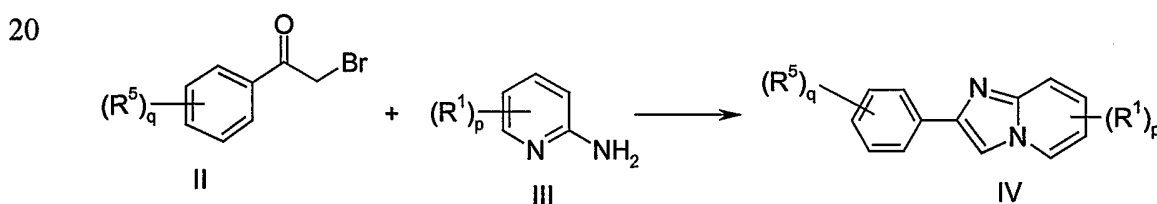


Typically the acylation is carried out by treating the compounds of formula (IV) with an acylating agent, optionally in the presence of an acid or Lewis acid catalyst optionally in an inert solvent with optional heating. Typical acylating agents will be readily determined by those skilled in the art. One preferred acylating agent is acetic anhydride. Acid catalysts are also known to those skilled in the art. One preferred acid catalyst for use in this reaction is sulfuric acid. The reaction can also be carried out using N,N-dimethylacetamide and phosphorous oxychloride, optionally in an inert solvent with optional heating.

10

15

Compounds of formula (IV) are conveniently prepared by condensation of aminopyridines of formula (III) with 2-bromoacetophenones of formula (II) optionally in the presence of base.



25

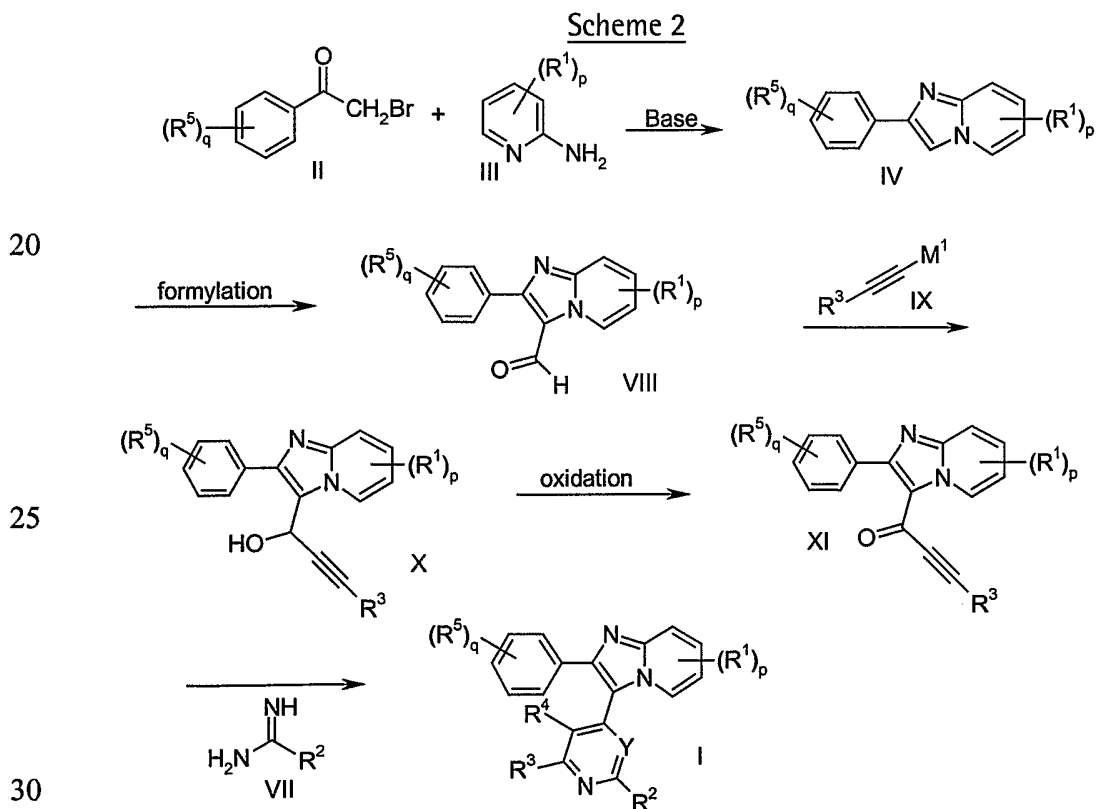
The condensation of the aminopyridine of formula (III) with the 2-bromoacetophenone of formula (II) can be accomplished in a suitable solvent at a temperature of about 20-200°C, optionally in the presence of base. Suitable inert solvents include, but are not limited to, ethanol, isopropanol and N,N-dimethylformamide and the like. Suitable bases include sodium bicarbonate, sodium carbonate, potassium carbonate, sodium hydroxide and the like.

30

Compounds of formula (II) and (III) are commercially available or may be prepared using methods known to those skilled in the art.

In addition to the foregoing process for preparing certain compounds of formula (I),  
 5 the present invention also provides certain intermediate compounds for use in the preparation of such compounds of formula (I) according to the foregoing process. Such intermediates are described in Scheme 1 above.

In a further embodiment of the present invention, compounds of formula (I) wherein  
 10 Y is N; R<sup>2</sup> is selected from the group consisting of alkenyl, cycloalkyl, cycloalkenyl, Ay, Het, -OR<sup>7</sup>, -OAr, -OHet, -OR<sup>10</sup>Het, -S(O)<sub>n</sub>R<sup>9</sup>, -S(O)<sub>n</sub>Ar, -S(O)<sub>n</sub>NR<sup>7</sup>R<sup>8</sup>, -S(O)<sub>n</sub>Het, -NR<sup>7</sup>R<sup>8</sup>, -NHHet, -NHR<sup>10</sup>Ar, -NHR<sup>10</sup>Het, -R<sup>10</sup>NR<sup>7</sup>R<sup>8</sup> and -R<sup>10</sup>NR<sup>7</sup>Ar; R<sup>3</sup> is selected from the group consisting of H, alkyl, alkenyl, cycloalkyl, Ay, Het, -C(O)R<sup>7</sup>, -CO<sub>2</sub>R<sup>7</sup>, -SO<sub>2</sub>NHR<sup>9</sup>, -NR<sup>7</sup>R<sup>8</sup> (where R<sup>7</sup> and R<sup>8</sup> are not H), -R<sup>10</sup>OR<sup>7</sup> and -R<sup>10</sup>NR<sup>7</sup>R<sup>8</sup>; and R<sup>4</sup> is H, may be conveniently  
 15 prepared by a process outlined in Scheme 2 below.





wherein:

p is 0, 1, 2, 3 or 4;

each R<sup>1</sup> is the same or different and is independently selected from the group

consisting of halo, alkyl, alkenyl, alkynyl, cycloalkyl, cycloalkenyl, Ay, Het, -OR<sup>7</sup>,  
 5 -OAY, -OR<sup>10</sup>AY, -OHet, -OR<sup>10</sup>Het, -C(O)R<sup>9</sup>, -C(O)AY, -C(O)Het, -CO<sub>2</sub>R<sup>9</sup>,  
 -C(O)NR<sup>7</sup>R<sup>8</sup>, -C(O)NR<sup>7</sup>AY, -C(O)NHR<sup>10</sup>AY, -C(O)NHR<sup>10</sup>Het, -C(S)NR<sup>9</sup>R<sup>11</sup>,  
 -C(NH)NR<sup>7</sup>R<sup>8</sup>, -C(NH)NR<sup>7</sup>AY, -S(O)<sub>n</sub>R<sup>9</sup>, -S(O)<sub>n</sub>AY, -S(O)<sub>n</sub>Het, -S(O)<sub>2</sub>NR<sup>7</sup>R<sup>8</sup>,  
 -S(O)<sub>2</sub>NR<sup>7</sup>AY, -NR<sup>7</sup>R<sup>8</sup>, -NR<sup>7</sup>AY, -NHHet, -NHR<sup>10</sup>AY, -NHR<sup>10</sup>Het, -R<sup>10</sup>cycloalkyl,  
 -R<sup>10</sup>AY, -R<sup>10</sup>Het, -R<sup>10</sup>O-C(O)R<sup>9</sup>, -R<sup>10</sup>O-C(O)AY, -R<sup>10</sup>O-C(O)Het, -R<sup>10</sup>O-S(O)<sub>n</sub>R<sup>9</sup>,  
 10 -R<sup>10</sup>OR<sup>9</sup>, -R<sup>10</sup>C(O)R<sup>9</sup>, -R<sup>10</sup>CO<sub>2</sub>R<sup>9</sup>, -R<sup>10</sup>C(O)NR<sup>9</sup>R<sup>11</sup>, -R<sup>10</sup>C(O)NR<sup>7</sup>AY,  
 -R<sup>10</sup>C(O)NHR<sup>10</sup>Het, -R<sup>10</sup>C(S)NR<sup>9</sup>R<sup>11</sup>, -R<sup>10</sup>C(NH)NR<sup>9</sup>R<sup>11</sup>, -R<sup>10</sup>SO<sub>2</sub>R<sup>9</sup>, -R<sup>10</sup>SO<sub>2</sub>NR<sup>9</sup>R<sup>11</sup>,  
 -R<sup>10</sup>SO<sub>2</sub>NHCOR<sup>9</sup>, -R<sup>10</sup>NR<sup>7</sup>R<sup>8</sup>, -R<sup>10</sup>NR<sup>7</sup>AY, -R<sup>10</sup>NHC(NH)NR<sup>9</sup>R<sup>11</sup>, cyano, nitro and  
 azido; or

two adjacent R<sup>1</sup> groups together with the atoms to which they are bonded  
 15 form a C<sub>5-6</sub>cycloalkyl or a 5 or 6-membered heterocyclic ring containing 1 or 2  
 heteroatoms;

each R<sup>7</sup> and R<sup>8</sup> are the same or different and are independently selected from  
 the group consisting of H, alkyl, cycloalkyl, alkenyl, cycloalkenyl,  
 -OR<sup>9</sup>, -C(O)R<sup>9</sup>, -CO<sub>2</sub>R<sup>9</sup>, -C(O)NR<sup>9</sup>R<sup>11</sup>, -C(S)NR<sup>9</sup>R<sup>11</sup>, -C(NH)NR<sup>9</sup>R<sup>11</sup>, -SO<sub>2</sub>R<sup>10</sup>,  
 20 -SO<sub>2</sub>NR<sup>9</sup>R<sup>11</sup>, -R<sup>10</sup>cycloalkyl, -R<sup>10</sup>OR<sup>9</sup>, -R<sup>10</sup>C(O)R<sup>9</sup>, -R<sup>10</sup>CO<sub>2</sub>R<sup>9</sup>,  
 -R<sup>10</sup>C(O)NR<sup>9</sup>R<sup>11</sup>, -R<sup>10</sup>C(S)NR<sup>9</sup>R<sup>11</sup>, -R<sup>10</sup>C(NH)NR<sup>9</sup>R<sup>11</sup>, -R<sup>10</sup>SO<sub>2</sub>R<sup>10</sup>,  
 -R<sup>10</sup>SO<sub>2</sub>NR<sup>9</sup>R<sup>11</sup>, -R<sup>10</sup>SO<sub>2</sub>NHCOR<sup>9</sup>, -R<sup>10</sup>NR<sup>9</sup>R<sup>11</sup>, -R<sup>10</sup>NHCOR<sup>9</sup>,  
 -R<sup>10</sup>NHSO<sub>2</sub>R<sup>9</sup> and -R<sup>10</sup>NHC(NH)NR<sup>9</sup>R<sup>11</sup>;

each R<sup>9</sup> and R<sup>11</sup> are the same or different and are independently selected from  
 25 the group consisting of H, alkyl, cycloalkyl, -R<sup>10</sup>cycloalkyl, -R<sup>10</sup>OH,  
 -R<sup>10</sup>(OR<sup>10</sup>)<sub>w</sub> where w is 1-10, and -R<sup>10</sup>NR<sup>10</sup>R<sup>10</sup>;

each R<sup>10</sup> is the same or different and is independently selected from the group  
 consisting of alkyl, alkenyl, alkynyl, cycloalkyl and cycloalkenyl;

Ay is aryl;

30 Het is a 5- or 6-membered heterocyclic or heteroaryl group;

R<sup>2</sup> is selected from the group consisting of alkenyl, cycloalkyl, cycloalkenyl, Ay, Het,

$-OR^7$ ,  $-OAr$ ,  $-OHet$ ,  $-OR^{10}Het$ ,  $-S(O)_nR^9$ ,  $-S(O)_nAr$ ,  $-S(O)_nNR^7R^8$ ,  $-S(O)_nHet$ ,  
 $-NR^7R^8$ ,  $-NHHet$ ,  $-NHR^{10}Ar$ ,  $-NHR^{10}Het$ ,  $-R^{10}NR^7R^8$  and  $-R^{10}NR^7Ar$ ;

$n$  is 0, 1 or 2;

$Y$  is N;

- 5  $R^3$  is selected from the group consisting of H, alkyl, alkenyl, cycloalkyl,  $Ar$ ,  $Het$ ,  $-C(O)R^7$ ,  
 $-CO_2R^7$ ,  $-SO_2NHR^9$ ,  $-NR^7R^8$  (where  $R^7$  and  $R^8$  are not H),  $-R^{10}OR^7$  and  $-R^{10}NR^7R^8$ ;

$R^4$  is H;

$q$  is 0, 1, 2, 3, 4 or 5;

each  $R^5$  is the same or different and is independently selected from the group

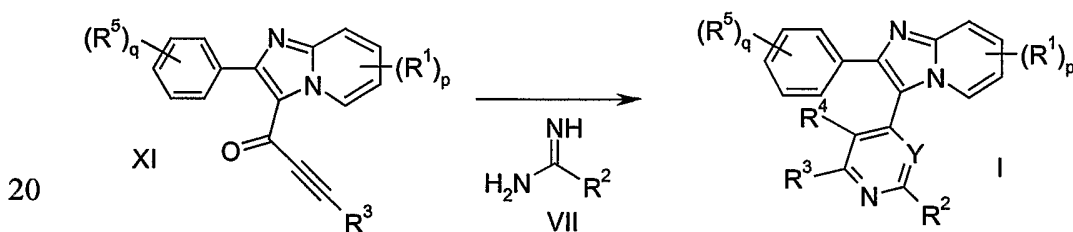
- 10 consisting of halo, alkyl, alkenyl, alkynyl, cycloalkyl, cycloalkenyl,  $Ar$ ,  $Het$ ,  $-OR^7$ ,  
 $-OAr$ ,  $-OHet$ ,  $-OR^{10}Ar$ ,  $-OR^{10}Het$ ,  $-C(O)R^9$ ,  $-C(O)Ar$ ,  $-C(O)Het$ ,  $-CO_2R^9$ ,  
 $-C(O)NR^7R^8$ ,  $-C(O)NR^7Ar$ ,  $-C(O)NHR^{10}Het$ ,  $-C(S)NR^9R^{11}$ ,  $-C(NH)NR^7R^8$ ,  
 $-C(NH)NR^7Ar$ ,  $-S(O)_nR^9$ ,  $-S(O)_2NR^7R^8$ ,  $-S(O)_2NR^7Ar$ ,  $-NR^7R^8$ ,  $-NR^7Ar$ ,  $-NHHet$ ,  
 $-NHR^{10}Ar$ ,  $-NHR^{10}Het$ ,  $-R^{10}cycloalkyl$ ,  $-R^{10}Het$ ,  $-R^{10}OR^9$ ,  $-R^{10}C(O)R^9$ ,  $-R^{10}CO_2R^9$ ,  
15  $-R^{10}C(O)NR^9R^{11}$ ,  $-R^{10}C(O)NR^7Ar$ ,  $-R^{10}C(O)NHR^{10}Het$ ,  $-R^{10}C(S)NR^9R^{11}$ ,  
 $-R^{10}C(NH)NR^9R^{11}$ ,  $-R^{10}SO_2R^9$ ,  $-R^{10}SO_2NR^9R^{11}$ ,  $-R^{10}SO_2NHCOR^9$ ,  $-R^{10}NR^7R^8$ ,  
 $-R^{10}NR^7Ar$ ,  $-R^{10}NHC(NH)NR^9R^{11}$ , cyano, nitro and azido; or  
two adjacent  $R^5$  groups together with the atoms to which they are bonded  
form a  $C_{5-6}$  cycloalkyl or aryl; and

- 20  $M^1$  is Li, Mg-halide or cerium-halide, wherein halide is halo.

Generally, the process for preparing compounds of formula (I) wherein  $Y$  is N;  $R^2$  is selected from the group consisting of alkenyl, cycloalkyl, cycloalkenyl,  $Ar$ ,  $Het$ ,  $-OR^7$ ,  
 $-OAr$ ,  $-OHet$ ,  $-OR^{10}Het$ ,  $-S(O)_nR^9$ ,  $-S(O)_nAr$ ,  $-S(O)_nNR^7R^8$ ,  $-S(O)_nHet$ ,  $-NR^7R^8$ ,  $-NHHet$ ,  
25  $-NHR^{10}Ar$ ,  $-NHR^{10}Het$ ,  $-R^{10}NR^7R^8$  and  $-R^{10}NR^7Ar$ ;  $R^3$  is selected from the group  
consisting of H, alkyl, alkenyl, cycloalkyl,  $Ar$ ,  $Het$ ,  $-C(O)R^7$ ,  $-CO_2R^7$ ,  $-SO_2NHR^9$ ,  $-NR^7R^8$   
(where  $R^7$  and  $R^8$  are not H),  $-R^{10}OR^7$  and  $-R^{10}NR^7R^8$ ; and  $R^4$  is H (all other variables  
having been defined above in connection with Scheme 2), comprises the following  
steps:

- 30 (a) reacting an aminopyridine of formula (III) with a 2-bromoacetophenone of  
formula (II) to prepare a compound of formula (IV);

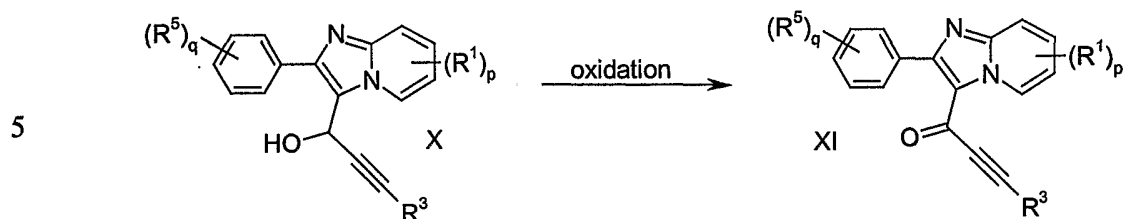
- (b) formylating the compound of formula (IV) to prepare a compound of formula (VIII);
- (c) reacting the compound of formula (VIII) with a compound of formula (IX) to prepare a compound of formula (X);
- 5 (d) oxidizing the compound of formula (X) to prepare a compound of formula (XI); and
- (e) reacting a compound of formula (XI) with a compound of formula (VII) to prepare a compound of formula (I).
- 10 More specifically, compounds of formula (I) wherein Y is N; R<sup>2</sup> is selected from the group consisting of alkenyl, cycloalkyl, cycloalkenyl, Ay, Het, -OR<sup>7</sup>, -OAY, -OHet, -OR<sup>10</sup>Het, -S(O)<sub>n</sub>R<sup>9</sup>, -S(O)<sub>n</sub>AY, -S(O)<sub>n</sub>NR<sup>7</sup>R<sup>8</sup>, -S(O)<sub>n</sub>Het, -NR<sup>7</sup>R<sup>8</sup>, -NHHet, -NHR<sup>10</sup>AY, -NHR<sup>10</sup>Het, -R<sup>10</sup>NR<sup>7</sup>R<sup>8</sup> and -R<sup>10</sup>NR<sup>7</sup>AY; R<sup>3</sup> is selected from the group consisting of H, alkyl, alkenyl, cycloalkyl, Ay, Het, -C(O)R<sup>7</sup>, -CO<sub>2</sub>R<sup>7</sup>, -SO<sub>2</sub>NHR<sup>9</sup>, -NR<sup>7</sup>R<sup>8</sup> (where R<sup>7</sup> and R<sup>8</sup>
- 15 are not H), -R<sup>10</sup>OR<sup>7</sup> and -R<sup>10</sup>NR<sup>7</sup>R<sup>8</sup>; and R<sup>4</sup> is H, may be prepared by reacting a compound of formula (XI) with a compound of formula (VII).



wherein all variables are as defined above in connection with Scheme 2.

- This method can be readily carried out by mixing a compound of formula (XI) with a
- 25 compound of formula (VII) in a suitable solvent, optionally in the presence of a base. The reaction may be heated to 50-150°C or performed at ambient temperature. Typical solvents include but are not limited to lower alcohols such as methanol, ethanol, isopropanol and the like. Typical bases include for example, sodium alkoxide, potassium carbonate, or an amine base such as triethylamine. In another
- 30 embodiment, the solvent is *N,N*-dimethylformamide, 1-methyl-2-pyrrolidinone and the like and the base is potassium carbonate, or an amine base such as triethylamine.

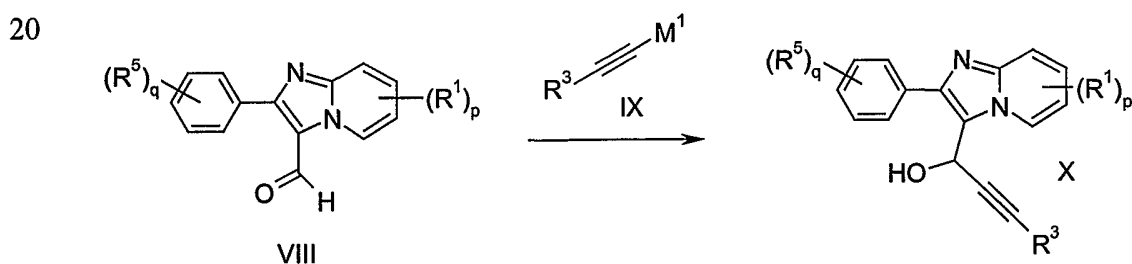
Compounds of formula (XI) may be conveniently prepared by oxidation of a compound of formula (X).



wherein all variables are as defined above in connection with Scheme 2.

- 10 Preferred oxidizing agents include but are not limited to, manganese dioxide, and the like, in an inert solvent. Suitable inert solvents include but are not limited to, dichloromethane, chloroform, *N,N*-dimethylformamide, ether, and the like. In another embodiment compound of formula (X) is oxidized using oxidation methods well known to those skilled in the art of organic chemistry such as Swern oxidation
- 15 (Omura, K.; Swern, D. *Tetrahedron*, 1978, 34, 1651) or Dess Martin periodinane oxidation (Dess, D. B.; Martin, J. C. *J.Org.Chem.*, 1983, 48, 4155).

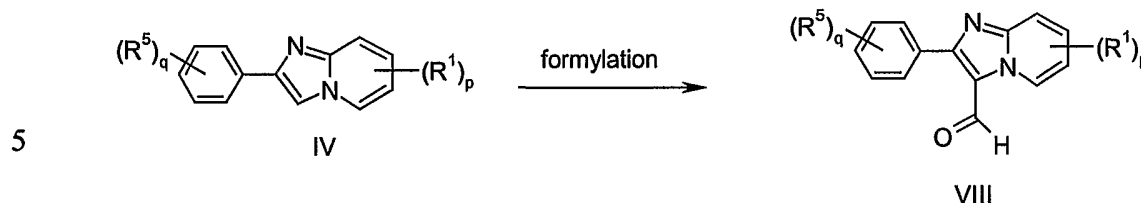
Compounds of formula (X) may be conveniently prepared by reacting a compound of formula (VIII) with a compound of formula (IX).



- 25 wherein all variables are as defined above in connection with Scheme 2.

- Preferred metals ( $M^1$ ) in the compounds of formula (IX) include but are not limited to, lithium, magnesium(II) halides, cerium(III) halides, and the like. Compounds of formula (IX) may be purchased from commercial sources or prepared by methods known to one skilled in the art.
- 30

Compounds of the formula (VIII) may be conveniently prepared from compounds of the formula (IV) by a formylation procedure.



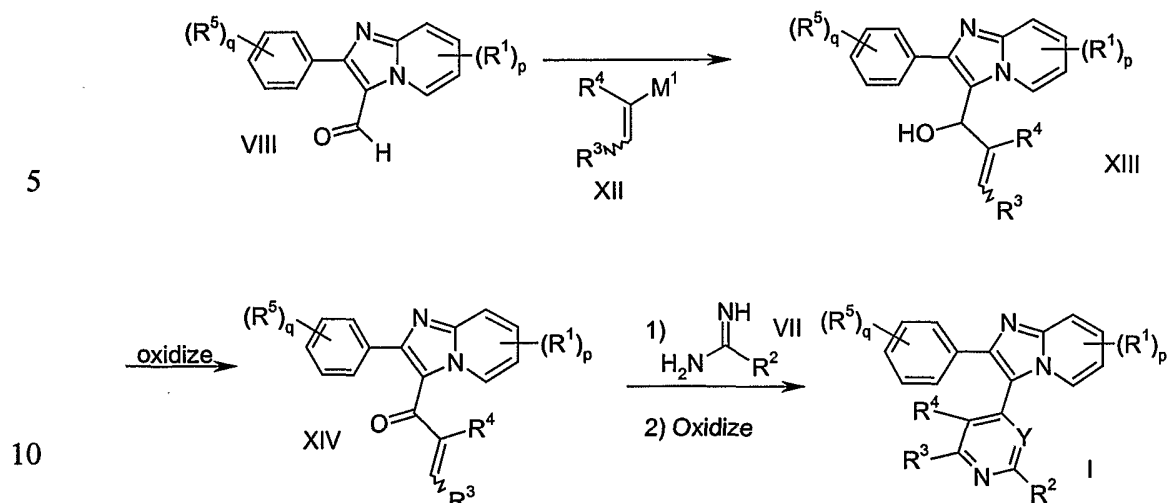
wherein all variables are as defined above in connection with Scheme 2.

- 10 Typically the formylation is carried out via the Vilsmeier-Haack reaction. The Vilsmeier-Haack reagents can be purchased from commercial sources or prepared *in situ*. Preferable conditions include, but are not limited to treating compounds of formula (IV) with a premixed solution of phosphorous oxychloride in *N,N*-dimethylformamide optionally with heating the reaction to 50-150°C.
- 15 The compounds of formula (IV) are prepared according to the process described in connection with Scheme 1 above.

- In addition to the foregoing process for preparing certain compounds of formula (I), the present invention also provides certain intermediate compounds for use in the
- 20 preparation of such compounds of formula (I) according to the foregoing process. Such intermediates are described in Scheme 2 above.

- Further, compounds of formula (I) wherein Y is N and R<sup>2</sup> is selected from the group consisting of alkenyl, cycloalkyl, cycloalkenyl, Ay, Het, -OR<sup>7</sup>, -OAy, -OHet, -OR<sup>10</sup>Het,
- 25 -S(O)<sub>n</sub>R<sup>9</sup>, -S(O)<sub>n</sub>Ay, -S(O)<sub>n</sub>NR<sup>7</sup>R<sup>8</sup>, -S(O)<sub>n</sub>Het, -NR<sup>7</sup>R<sup>8</sup>, -NHHet, -NHR<sup>10</sup>Ay, -NHR<sup>10</sup>Het, -R<sup>10</sup>NR<sup>7</sup>R<sup>8</sup> and -R<sup>10</sup>NR<sup>7</sup>Ay, may be conveniently prepared by a process outlined in Scheme 3 below.

Scheme 3



wherein:

p is 0, 1, 2, 3 or 4;

each R<sup>1</sup> is the same or different and is independently selected from the group

15 consisting of halo, alkyl, alkenyl, alkynyl, cycloalkyl, cycloalkenyl, Ay, Het, -OR<sup>7</sup>,  
 -OAY, -OR<sup>10</sup>AY, -OHet, -OR<sup>10</sup>Het, -C(O)R<sup>9</sup>, -C(O)AY, -C(O)Het, -CO<sub>2</sub>R<sup>9</sup>,  
 -C(O)NR<sup>7</sup>R<sup>8</sup>, -C(O)NR<sup>7</sup>AY, -C(O)NHR<sup>10</sup>AY, -C(O)NHR<sup>10</sup>Het, -C(S)NR<sup>9</sup>R<sup>11</sup>,  
 -C(NH)NR<sup>7</sup>R<sup>8</sup>, -C(NH)NR<sup>7</sup>AY, -S(O)<sub>n</sub>R<sup>9</sup>, -S(O)<sub>n</sub>AY, -S(O)<sub>n</sub>Het, -S(O)<sub>2</sub>NR<sup>7</sup>R<sup>8</sup>,  
 -S(O)<sub>2</sub>NR<sup>7</sup>AY, -NR<sup>7</sup>R<sup>8</sup>, -NR<sup>7</sup>AY, -NHHet, -NHR<sup>10</sup>AY, -NHR<sup>10</sup>Het, -R<sup>10</sup>cycloalkyl,  
 20 -R<sup>10</sup>AY, -R<sup>10</sup>Het, -R<sup>10</sup>O-C(O)R<sup>9</sup>, -R<sup>10</sup>O-C(O)AY, -R<sup>10</sup>O-C(O)Het, -R<sup>10</sup>O-S(O)<sub>n</sub>R<sup>9</sup>,  
 -R<sup>10</sup>OR<sup>9</sup>, -R<sup>10</sup>C(O)R<sup>9</sup>, -R<sup>10</sup>CO<sub>2</sub>R<sup>9</sup>, -R<sup>10</sup>C(O)NR<sup>9</sup>R<sup>11</sup>, -R<sup>10</sup>C(O)NR<sup>7</sup>AY,  
 -R<sup>10</sup>C(O)NHR<sup>10</sup>Het, -R<sup>10</sup>C(S)NR<sup>9</sup>R<sup>11</sup>, -R<sup>10</sup>C(NH)NR<sup>9</sup>R<sup>11</sup>, -R<sup>10</sup>SO<sub>2</sub>R<sup>9</sup>, -R<sup>10</sup>SO<sub>2</sub>NR<sup>9</sup>R<sup>11</sup>,  
 -R<sup>10</sup>SO<sub>2</sub>NHCR<sup>9</sup>, -R<sup>10</sup>NR<sup>7</sup>R<sup>8</sup>, -R<sup>10</sup>NR<sup>7</sup>AY, -R<sup>10</sup>NHC(NH)NR<sup>9</sup>R<sup>11</sup>, cyano, nitro and  
 azido; or

25 two adjacent R<sup>1</sup> groups together with the atoms to which they are bonded  
 form a C<sub>5-6</sub>cycloalkyl or a 5 or 6-membered heterocyclic ring containing 1 or 2  
 heteroatoms;

each R<sup>7</sup> and R<sup>8</sup> are the same or different and are independently selected from

30 the group consisting of H, alkyl, cycloalkyl, alkenyl, cycloalkenyl,  
 -OR<sup>9</sup>, -C(O)R<sup>9</sup>, -CO<sub>2</sub>R<sup>9</sup>, -C(O)NR<sup>9</sup>R<sup>11</sup>, -C(S)NR<sup>9</sup>R<sup>11</sup>, -C(NH)NR<sup>9</sup>R<sup>11</sup>, -SO<sub>2</sub>R<sup>10</sup>,  
 -SO<sub>2</sub>NR<sup>9</sup>R<sup>11</sup>, -R<sup>10</sup>cycloalkyl, -R<sup>10</sup>OR<sup>9</sup>, -R<sup>10</sup>C(O)R<sup>9</sup>, -R<sup>10</sup>CO<sub>2</sub>R<sup>9</sup>,

$-R^{10}C(O)NR^9R^{11}$ ,  $-R^{10}C(S)NR^9R^{11}$ ,  $-R^{10}C(NH)NR^9R^{11}$ ,  $-R^{10}SO_2R^{10}$ ,  
 $-R^{10}SO_2NR^9R^{11}$ ,  $-R^{10}SO_2NHCOR^9$ ,  $-R^{10}NR^9R^{11}$ ,  $-R^{10}NHCOR^9$ ,  
 $-R^{10}NH SO_2R^9$  and  $-R^{10}NHC(NH)NR^9R^{11}$ ;

each  $R^9$  and  $R^{11}$  are the same or different and are independently selected from

5 the group consisting of H, alkyl, cycloalkyl,  $-R^{10}$ cycloalkyl,  $-R^{10}OH$ ,  
 $-R^{10}(OR^{10})_w$  where w is 1-10, and  $-R^{10}NR^{10}R^{10}$ ;

each  $R^{10}$  is the same or different and is independently selected from the group  
consisting of alkyl, alkenyl, alkynyl, cycloalkyl and cycloalkenyl;

Ay is aryl;

10 Het is a 5- or 6-membered heterocyclic or heteroaryl group;

$R^2$  is selected from the group consisting of alkenyl, cycloalkyl, cycloalkenyl, Ay, Het,

$-OR^7$ ,  $-O Ay$ ,  $-OHet$ ,  $-OR^{10}Het$ ,  $-S(O)_nR^9$ ,  $-S(O)_nAy$ ,  $-S(O)_nNR^7R^8$ ,  $-S(O)_nHet$ ,  
 $-NR^7R^8$ ,  $-NHHet$ ,  $-NHR^{10}Ay$ ,  $-NHR^{10}Het$ ,  $-R^{10}NR^7R^8$  and  $-R^{10}NR^7Ay$ ;

n is 0, 1 or 2;

15 Y is N;

$R^3$  and  $R^4$  are the same or different and are each independently selected from the

group consisting of H, halo, alkyl, alkenyl, cycloalkyl, Ay, Het,  $-OR^7$ ,  $-O Ay$ ,  
 $-C(O)R^7$ ,  $-C(O)Ay$ ,  $-CO_2R^7$ ,  $-CO_2Ay$ ,  $-SO_2NHR^9$ ,  $-NR^7R^8$ ,  $-NR^7Ay$ ,  $-NHHet$ ,  
 $-NHR^{10}Het$ ,  $-R^{10}$ cycloalkyl,  $-R^{10}OR^7$ ,  $-R^{10}O Ay$ ,  $-R^{10}NR^7R^8$  and  $-R^{10}NR^7Ay$ ;

20 q is 0, 1, 2, 3, 4 or 5;

each  $R^5$  is the same or different and is independently selected from the group

consisting of halo, alkyl, alkenyl, alkynyl, cycloalkyl, cycloalkenyl, Ay, Het,  $-OR^7$ ,  
 $-O Ay$ ,  $-OHet$ ,  $-OR^{10}Ay$ ,  $-OR^{10}Het$ ,  $-C(O)R^9$ ,  $-C(O)Ay$ ,  $-C(O)Het$ ,  $-CO_2R^9$ ,  
 $-C(O)NR^7R^8$ ,  $-C(O)NR^7Ay$ ,  $-C(O)NHR^{10}Het$ ,  $-C(S)NR^9R^{11}$ ,  $-C(NH)NR^7R^8$ ,  
25  $-C(NH)NR^7Ay$ ,  $-S(O)_nR^9$ ,  $-S(O)_2NR^7R^8$ ,  $-S(O)_2NR^7Ay$ ,  $-NR^7R^8$ ,  $-NR^7Ay$ ,  $-NHHet$ ,  
 $-NHR^{10}Ay$ ,  $-NHR^{10}Het$ ,  $-R^{10}$ cycloalkyl,  $-R^{10}Het$ ,  $-R^{10}OR^9$ ,  $-R^{10}C(O)R^9$ ,  $-R^{10}CO_2R^9$ ,  
 $-R^{10}C(O)NR^9R^{11}$ ,  $-R^{10}C(O)NR^7Ay$ ,  $-R^{10}C(O)NHR^{10}Het$ ,  $-R^{10}C(S)NR^9R^{11}$ ,  
 $-R^{10}C(NH)NR^9R^{11}$ ,  $-R^{10}SO_2R^9$ ,  $-R^{10}SO_2NR^9R^{11}$ ,  $-R^{10}SO_2NHCOR^9$ ,  $-R^{10}NR^7R^8$ ,  
 $-R^{10}NR^7Ay$ ,  $-R^{10}NHC(NH)NR^9R^{11}$ , cyano, nitro and azido; or

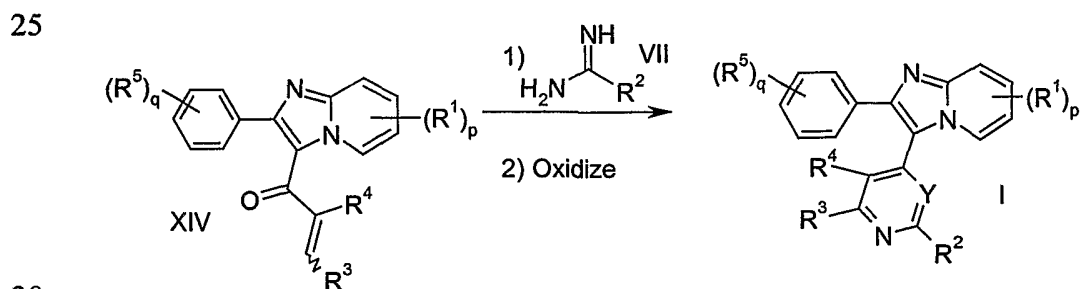
30 two adjacent  $R^5$  groups together with the atoms to which they are bonded  
form a  $C_{5-6}$  cycloalkyl or aryl; and

M<sup>1</sup> is Li, Mg-halide or cerium-halide, wherein halide is halo.

Generally, the process for preparing compounds of formula (I) wherein Y is N and R<sup>2</sup> is selected from the group consisting of alkenyl, cycloalkyl, cycloalkenyl, Ay, Het, -OR<sup>7</sup>,  
 5 -OAY, -OHet, -OR<sup>10</sup>Het, -S(O)<sub>n</sub>R<sup>9</sup>, -S(O)<sub>n</sub>AY, -S(O)<sub>n</sub>NR<sup>7</sup>R<sup>8</sup>, -S(O)<sub>n</sub>Het, -NR<sup>7</sup>R<sup>8</sup>, -NHHet, -NHR<sup>10</sup>AY, -NHR<sup>10</sup>Het, -R<sup>10</sup>NR<sup>7</sup>R<sup>8</sup> and -R<sup>10</sup>NR<sup>7</sup>AY, (all formulas and all other variables having been defined above in connection with Scheme 3), comprises the following steps:

- (a) reacting an aminopyridine of formula (III) with a 2-bromoacetophenone of  
 10 formula (II) to prepare a compound of formula (IV);
- (b) formylating the compound of formula (IV) to prepare a compound of formula (VIII);
- (c) reacting the compound of formula (VIII) with a compound of formula (XII) to prepare a compound of formula (XIII);
- 15 (d) oxidizing the compound of formula (XIII) to prepare a compound of formula (XIV); and
- (e) reacting a compound of formula (XIV) with a compound of formula (VII) followed by oxidation to prepare a compound of formula (I).

20 More specifically, compounds of formula (I) wherein Y is N and R<sup>2</sup> is selected from the group consisting of alkenyl, cycloalkyl, cycloalkenyl, Ay, Het, -OR<sup>7</sup>, -OAY, -OHet, -OR<sup>10</sup>Het, -S(O)<sub>n</sub>R<sup>9</sup>, -S(O)<sub>n</sub>AY, -S(O)<sub>n</sub>NR<sup>7</sup>R<sup>8</sup>, -S(O)<sub>n</sub>Het, -NR<sup>7</sup>R<sup>8</sup>, -NHHet, -NHR<sup>10</sup>AY, -NHR<sup>10</sup>Het, -R<sup>10</sup>NR<sup>7</sup>R<sup>8</sup> and -R<sup>10</sup>NR<sup>7</sup>AY, can be prepared by reacting a compound of formula (XIV) with a compound of formula (VII) followed by oxidative aromatization.



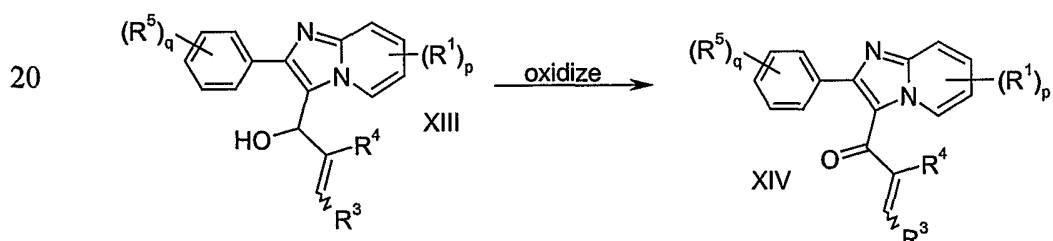
wherein all variables are as defined above in connection with Scheme 3.



The condensation is conveniently carried out by treating the compound of formula (XIV) with a compound of formula (VII) in an inert solvent, optionally in the presence of a base. The reaction may be heated to 50-150°C or performed at ambient temperature. Suitable inert solvents include lower alcohols such as, for example, methanol, ethanol, isopropanol and the like. The base is typically sodium alkoxide, potassium carbonate, or an amine base such as triethylamine. In another embodiment, the solvent is *N,N*-dimethylformamide and the base is potassium carbonate, or an amine base such as triethylamine. The reaction produces a dihydropyrimidine intermediate.

Preferably in the same reaction vessel, the dihydropyrimidine intermediate may be oxidized to a compound of formula (I) by the addition of an oxidizing agent. The reaction may be heated to 50-150°C or performed at ambient temperature. Preferably, the oxidizing agent is oxygen (O<sub>2</sub>), palladium on carbon, 2,3-dichloro-5,6-dicyano-1,4-benzoquinone, and the like.

Compounds of formula (XIV) may be conveniently prepared by oxidation of compounds of formula (XIII).

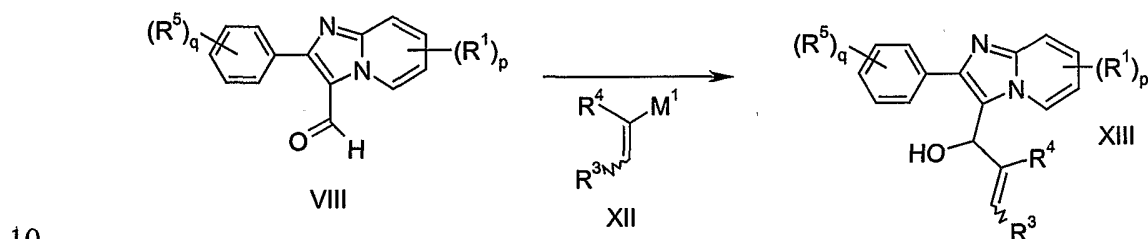


wherein all variables are as defined above in connection with Scheme 3.

Preferred oxidizing agents for the oxidation of compounds of formula (XIII) include but are not limited to manganese dioxide, and the like. The oxidation is typically carried out in an inert solvent such as for example, dichloromethane, chloroform, *N,N*-dimethylformamide, ether, and the like. In another embodiment the compound of formula (XIII) is oxidized using oxidation methods well known to those skilled in the art of organic chemistry such as Swern oxidation (Omura, K.; Swern, D. *Tetrahedron*,

1978, 34, 1651) or Dess Martin periodinane oxidation (Dess, D. B.; Martin, J. C. *J.Org.Chem.*, 1983,48,4155).

- 5 Compounds of the formula (XIII) may be conveniently prepared by reacting a compound of formula (VIII) with a compound of formula (XII).



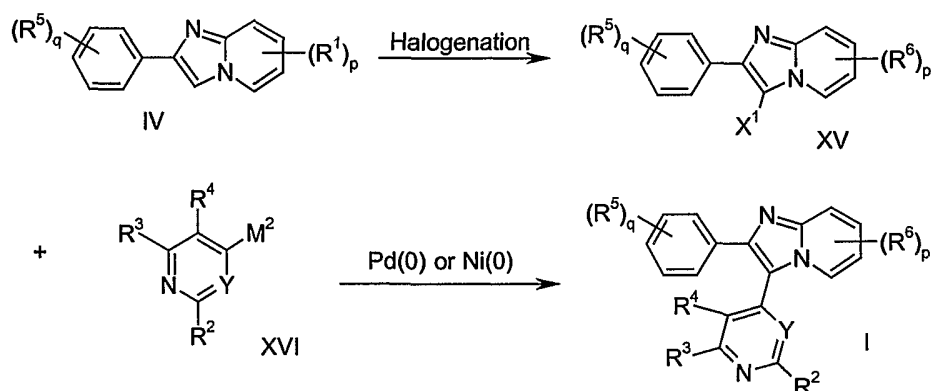
wherein  $M^1$  is a metal such as for example, lithium, magnesium(II) halides, Cerium(III) halides, and the like and all other variables are as defined above in connection with Scheme 3.

- 15 Compounds of formula (XII) may be purchased from commercial sources or prepared by methods known to one skilled in the art. The compounds of formula (VIII) may be prepared using the methods described above in connection with Scheme 2 above.

- 20 In addition to the foregoing process for preparing certain compounds of formula (I), the present invention also provides certain intermediate compounds for use in the preparation of such compounds of formula (I) according to the foregoing process. Such intermediates are described above in Scheme 3.

- 25 Compounds of formula (I), may also be conveniently prepared by a process outlined in Scheme 4 below.

Scheme 4



10 wherein:

p is 0, 1, 2, 3 or 4;

each  $R^1$  is the same or different and is independently selected from the group

consisting of halo, alkyl, alkenyl, alkynyl, cycloalkyl, cycloalkenyl, Ay, Het,  $-\text{OR}^7$ ,  
 $-\text{OAy}$ ,  $-\text{OR}^{10}\text{Ay}$ ,  $-\text{OHet}$ ,  $-\text{OR}^{10}\text{Het}$ ,  $-\text{C(O)}\text{R}^9$ ,  $-\text{C(O)}\text{Ay}$ ,  $-\text{C(O)}\text{Het}$ ,  $-\text{CO}_2\text{R}^9$ ,  
 15  $-\text{C(O)}\text{NR}^7\text{R}^8$ ,  $-\text{C(O)}\text{NR}^7\text{Ay}$ ,  $-\text{C(O)}\text{NHR}^{10}\text{Ay}$ ,  $-\text{C(O)}\text{NHR}^{10}\text{Het}$ ,  $-\text{C(S)}\text{NR}^9\text{R}^{11}$ ,  
 $-\text{C(NH)}\text{NR}^7\text{R}^8$ ,  $-\text{C(NH)}\text{NR}^7\text{Ay}$ ,  $-\text{S(O)}_n\text{R}^9$ ,  $-\text{S(O)}_n\text{Ay}$ ,  $-\text{S(O)}_n\text{Het}$ ,  $-\text{S(O)}_2\text{NR}^7\text{R}^8$ ,  
 $-\text{S(O)}_2\text{NR}^7\text{Ay}$ ,  $-\text{NR}^7\text{R}^8$ ,  $-\text{NR}^7\text{Ay}$ ,  $-\text{NHHet}$ ,  $-\text{NHR}^{10}\text{Ay}$ ,  $-\text{NHR}^{10}\text{Het}$ ,  $-\text{R}^{10}\text{cycloalkyl}$ ,  
 $-\text{R}^{10}\text{Ay}$ ,  $-\text{R}^{10}\text{Het}$ ,  $-\text{R}^{10}\text{O}-\text{C(O)}\text{R}^9$ ,  $-\text{R}^{10}\text{O}-\text{C(O)}\text{Ay}$ ,  $-\text{R}^{10}\text{O}-\text{C(O)}\text{Het}$ ,  $-\text{R}^{10}\text{O}-\text{S(O)}_n\text{R}^9$ ,  
 $-\text{R}^{10}\text{OR}^9$ ,  $-\text{R}^{10}\text{C(O)}\text{R}^9$ ,  $-\text{R}^{10}\text{CO}_2\text{R}^9$ ,  $-\text{R}^{10}\text{C(O)}\text{NR}^9\text{R}^{11}$ ,  $-\text{R}^{10}\text{C(O)}\text{NR}^7\text{Ay}$ ,  
 20  $-\text{R}^{10}\text{C(O)}\text{NHR}^{10}\text{Het}$ ,  $-\text{R}^{10}\text{C(S)}\text{NR}^9\text{R}^{11}$ ,  $-\text{R}^{10}\text{C(NH)}\text{NR}^9\text{R}^{11}$ ,  $-\text{R}^{10}\text{SO}_2\text{R}^9$ ,  $-\text{R}^{10}\text{SO}_2\text{NR}^9\text{R}^{11}$ ,  
 $-\text{R}^{10}\text{SO}_2\text{NHCOR}^9$ ,  $-\text{R}^{10}\text{NR}^7\text{R}^8$ ,  $-\text{R}^{10}\text{NR}^7\text{Ay}$ ,  $-\text{R}^{10}\text{NHC(NH)}\text{NR}^9\text{R}^{11}$ , cyano, nitro and  
 azido; or

two adjacent  $R^1$  groups together with the atoms to which they are bonded  
 form a  $\text{C}_{5-6}$ cycloalkyl or a 5 or 6-membered heterocyclic ring containing 1 or 2  
 25 heteroatoms;

each  $R^7$  and  $R^8$  are the same or different and are independently selected from  
 the group consisting of H, alkyl, cycloalkyl, alkenyl, cycloalkenyl,  
 $-\text{OR}^9$ ,  $-\text{C(O)}\text{R}^9$ ,  $-\text{CO}_2\text{R}^9$ ,  $-\text{C(O)}\text{NR}^9\text{R}^{11}$ ,  $-\text{C(S)}\text{NR}^9\text{R}^{11}$ ,  $-\text{C(NH)}\text{NR}^9\text{R}^{11}$ ,  $-\text{SO}_2\text{R}^{10}$ ,  
 $-\text{SO}_2\text{NR}^9\text{R}^{11}$ ,  $-\text{R}^{10}\text{cycloalkyl}$ ,  $-\text{R}^{10}\text{OR}^9$ ,  $-\text{R}^{10}\text{C(O)}\text{R}^9$ ,  $-\text{R}^{10}\text{CO}_2\text{R}^9$ ,  
 30  $-\text{R}^{10}\text{C(O)}\text{NR}^9\text{R}^{11}$ ,  $-\text{R}^{10}\text{C(S)}\text{NR}^9\text{R}^{11}$ ,  $-\text{R}^{10}\text{C(NH)}\text{NR}^9\text{R}^{11}$ ,  $-\text{R}^{10}\text{SO}_2\text{R}^{10}$ ,  
 $-\text{R}^{10}\text{SO}_2\text{NR}^9\text{R}^{11}$ ,  $-\text{R}^{10}\text{SO}_2\text{NHCOR}^9$ ,  $-\text{R}^{10}\text{NR}^9\text{R}^{11}$ ,  $-\text{R}^{10}\text{NHCOR}^9$ ,

$-R^{10}NHSO_2R^9$  and  $-R^{10}NHC(NH)NR^9R^{11}$ ;

each  $R^9$  and  $R^{11}$  are the same or different and are independently selected from the group consisting of H, alkyl, cycloalkyl,  $-R^{10}$ cycloalkyl,  $-R^{10}OH$ ,  $-R^{10}(OR^{10})_w$  where  $w$  is 1-10, and  $-R^{10}NR^{10}R^{10}$ ;

5 each  $R^{10}$  is the same or different and is independently selected from the group consisting of alkyl, alkenyl, alkynyl, cycloalkyl and cycloalkenyl;

Ay is aryl;

Het is a 5- or 6-membered heterocyclic or heteroaryl group;

$R^2$  is selected from the group consisting of halo, alkenyl, cycloalkyl, cycloalkenyl, Ay, Het,  $-OR^7$ ,  $-OAY$ ,  $-OHet$ ,  $-OR^{10}Het$ ,  $-S(O)_nR^9$ ,  $-S(O)_nAY$ ,  $-S(O)_nNR^7R^8$ ,  $-S(O)_nHet$ ,  $-NR^7R^8$ ,  $-NHHet$ ,  $-NHR^{10}AY$ ,  $-NHR^{10}Het$ ,  $-R^{10}NR^7R^8$  and  $-R^{10}NR^7AY$ ;

$n$  is 0, 1 or 2;

$Y$  is N or CH;

$R^3$  and  $R^4$  are the same or different and are each independently selected from the group consisting of H, halo, alkyl, alkenyl, cycloalkyl, Ay, Het,  $-OR^7$ ,  $-OAY$ ,  $-C(O)R^7$ ,  $-C(O)AY$ ,  $-CO_2R^7$ ,  $-CO_2AY$ ,  $-SO_2NHR^9$ ,  $-NR^7R^8$ ,  $-NR^7AY$ ,  $-NHHet$ ,  $-NHR^{10}Het$ ,  $-R^{10}$ cycloalkyl,  $-R^{10}OR^7$ ,  $-R^{10}OAY$ ,  $-R^{10}NR^7R^8$  and  $-R^{10}NR^7AY$ ;

$q$  is 0, 1, 2, 3, 4 or 5;

each  $R^5$  is the same or different and is independently selected from the group consisting of halo, alkyl, alkenyl, alkynyl, cycloalkyl, cycloalkenyl, Ay, Het,  $-OR^7$ ,  $-OAY$ ,  $-OHet$ ,  $-OR^{10}AY$ ,  $-OR^{10}Het$ ,  $-C(O)R^9$ ,  $-C(O)AY$ ,  $-C(O)Het$ ,  $-CO_2R^9$ ,  $-C(O)NR^7R^8$ ,  $-C(O)NR^7AY$ ,  $-C(O)NHR^{10}Het$ ,  $-C(S)NR^9R^{11}$ ,  $-C(NH)NR^7R^8$ ,  $-C(NH)NR^7AY$ ,  $-S(O)_nR^9$ ,  $-S(O)_2NR^7R^8$ ,  $-S(O)_2NR^7AY$ ,  $-NR^7R^8$ ,  $-NR^7AY$ ,  $-NHHet$ ,  $-NHR^{10}AY$ ,  $-NHR^{10}Het$ ,  $-R^{10}$ cycloalkyl,  $-R^{10}Het$ ,  $-R^{10}OR^9$ ,  $-R^{10}C(O)R^9$ ,  $-R^{10}CO_2R^9$ ,  $-R^{10}C(O)NR^9R^{11}$ ,  $-R^{10}C(O)NR^7AY$ ,  $-R^{10}C(O)NHR^{10}Het$ ,  $-R^{10}C(S)NR^9R^{11}$ ,  $-R^{10}C(NH)NR^9R^{11}$ ,  $-R^{10}SO_2R^9$ ,  $-R^{10}SO_2NR^9R^{11}$ ,  $-R^{10}SO_2NHCOR^9$ ,  $-R^{10}NR^7R^8$ ,  $-R^{10}NR^7AY$ ,  $-R^{10}NHC(NH)NR^9R^{11}$ , cyano, nitro and azido; or

two adjacent  $R^5$  groups together with the atoms to which they are bonded form a  $C_{5-6}$  cycloalkyl or aryl;

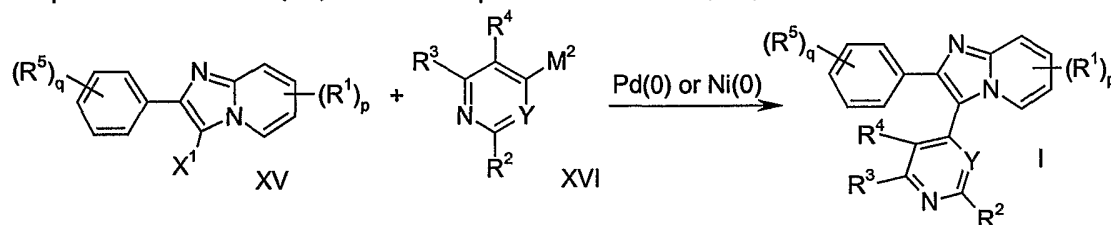
30  $X^1$  is halo, preferably bromo or iodo; and

$M^2$  is  $-B(OH)_2$ ,  $-B(ORa)_2$ ,  $-B(Ra)_2$ ,  $-Sn(Ra)_3$ , Zn-halide, ZnRa, Mg-halide where Ra is alkyl or cycloalkyl and halide is halo.

Generally, the process for preparing compounds of formula (I) (all formulas and variables having been defined above in connection with Scheme 4), comprises the following steps:

- (a) reacting an aminopyridine of formula (III) with a 2-bromoacetophenone of formula (II) to prepare a compound of formula (IV);
- (b) halogenating the compound of formula (IV) to prepare a compound of formula (XV); and
- (c) reacting a compound of formula (XV) with a compound of formula (XVI) to prepare a compound of formula (I).

More specifically, compounds of formula (I) can be prepared by reacting a compound of formula (XV) with a compound of formula (XVI).

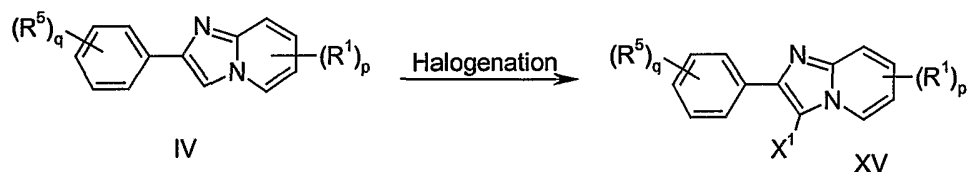


wherein all variables are as defined above in connection with Scheme 4.

The reaction may be carried out in an inert solvent, in the presence of a palladium (0) or nickel (0) catalyst. The reaction may optionally be heated to about 50–150°C. Preferably the reaction is performed by reacting equimolar amounts of a compound of formula (XV) with a Het-metal compound of formula (XVI), but the reaction may also be performed in the presence of an excess of the compound of formula (XVI). The palladium or nickel catalyst is preferably present in 1–10 mol% compared to the compound of formula (XV). Examples of suitable palladium catalysts include but are not limited to, tetrakis(triphenylphosphine)palladium (0), dichlorobis(triphenylphosphine)palladium(II), tris(dibenzylideneacetone)dipalladium (0), and bis(diphenylphosphinoferrocene)palladium (II) dichloride. Suitable solvents include

but are not limited to, *N,N*-dimethylformamide, toluene, tetrahydrofuran, dioxane, and 1-methyl-2-pyrrolidinone. When the Het-metal compound of formula (XVI) is an arylboronic acid or ester or an arylborinate the reaction is more conveniently carried out by adding a base in a proportion equivalent to, or greater than, that of the compound of formula (XVI). Het-metal compounds of formula (XVI) may be obtained from commercial sources or prepared either as discrete isolated compounds or generated *in situ* using methods known to one skilled in the art. (Suzuki, A. J. *Organomet. Chem.* 1999, 576, 147; Stille, J. *Angew. Chem. Int. Ed. Engl.* 1986, 25, 508; Snieckus, V. *J. Org. Chem.* 1995, 60, 292).

Compounds of formula (XV) can be prepared from compounds of formula (IV) by a halogenation procedure.



wherein all variables are as defined above in connection with Scheme 4.

Typically, the halogenation reaction is carried out by treating the compounds of formula (IV) with a halogenating agent in a suitable solvent. Suitable halogenating agents include but are not limited to, iodine, *N*-bromosuccinimide, trialkylammonium tribromides; bromine, *N*-chlorosuccinimide, *N*-iodosuccinimide, iodine monochloride, and the like. Suitable solvents include, for example, *N,N*-dimethylformamide, tetrahydrofuran, dioxane, 1-methyl-2-pyrrolidinone, carbon tetrachloride, toluene, dichloromethane, diethyl ether, and the like.

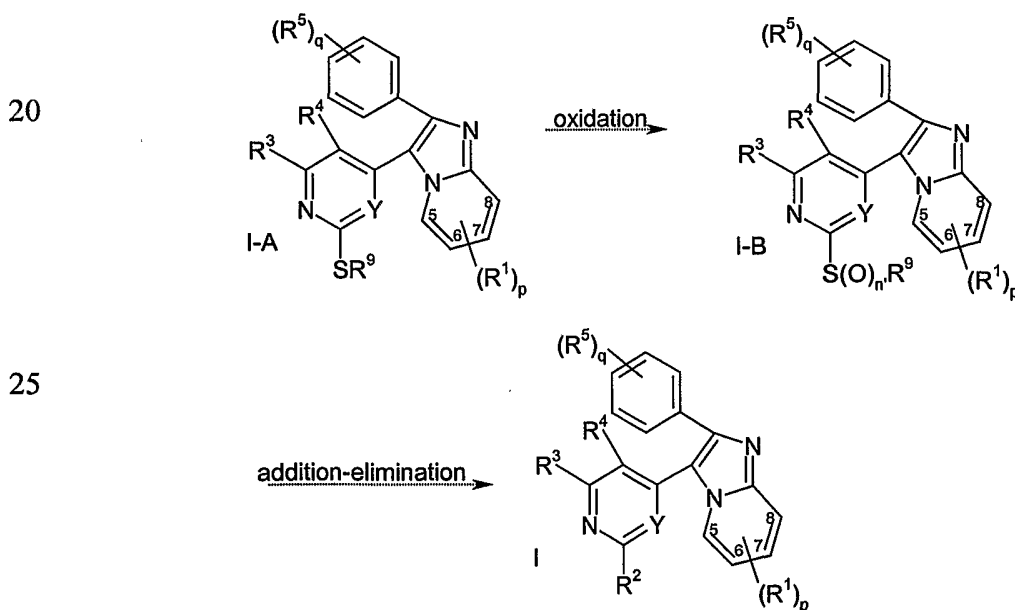
The compounds of formula (IV) can be prepared according to the methods described above in connection with Scheme 1.

In addition to the foregoing process for preparing compounds of formula (I), the present invention also provides certain intermediate compounds for use in the

preparation of such compounds of formula (I) according to the foregoing process.  
Such intermediates are described in connection with Scheme 4 above.

Each of the foregoing processes may further comprise the step of converting the  
5 compounds of formula (I) to a salt, solvate, or physiologically functional derivative thereof, using techniques well known to those skilled in the art.

As will be apparent to those skilled in the art, a compound of formula (I) may be converted to another compound of formula (I) using techniques well known in the art.  
10 For example, one method of converting a compound of formula (I) to another compound of formula (I) comprises a) oxidizing a compound of formula (I-A) to prepare a compound of formula (I-B) and then b) optionally reacting a compound of formula (I-B) with an oxygen or amine nucleophile selected from the group consisting of Het bonded through N, -OR<sup>7</sup>, -OAr, -OHet, -OR<sup>10</sup>Het, -NR<sup>7</sup>R<sup>8</sup>, -NHHet, -NHR<sup>10</sup>Ar and  
15 -NHR<sup>10</sup>Het to produce a compound of formula (I) wherein R<sup>2</sup> is selected from the group consisting of Het bonded through N, -OR<sup>7</sup>, -OAr, -OHet, -OR<sup>10</sup>Het, -NR<sup>7</sup>R<sup>8</sup>, -NHHet, -NHR<sup>10</sup>Ar and -NHR<sup>10</sup>Het.



wherein R<sup>2</sup> is selected from the group consisting of Het bonded through N, -OR<sup>7</sup>,

-OAy, -OHet, -OR<sup>10</sup>Het, -NR<sup>7</sup>R<sup>8</sup>, -NHHet, -NHR<sup>10</sup>Ay and -NHR<sup>10</sup>Het and n' is 1 or 2; and all other variables are as defined in connection with any of the processes described above.

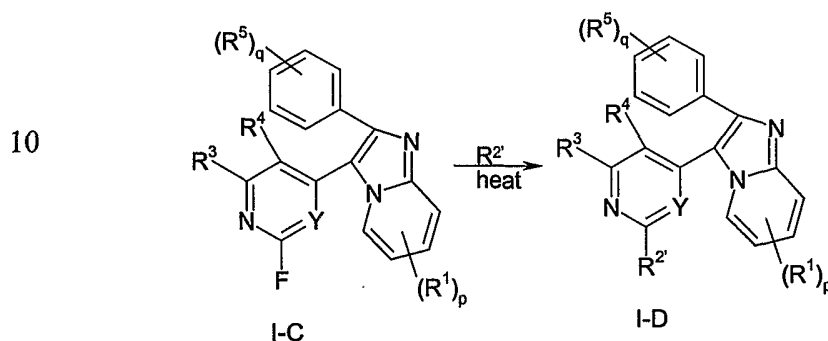
- 5 More specifically, a compound of formula (I) can be prepared by reacting a compound of formula (I-B) (i.e., a compound of formula (I) wherein R<sup>2</sup> is -S(O)<sub>n</sub>R<sup>9</sup> where n' is 1 or 2) with an oxygen or amine nucleophile selected from the group consisting of Het bonded through N, -OR<sup>7</sup>, -OAy, -OHet, -OR<sup>10</sup>Het, -NR<sup>7</sup>R<sup>8</sup>, -NHHet, -NHR<sup>10</sup>Ay and -NHR<sup>10</sup>Het. The reaction may be carried out neat or in a suitable solvent and may be  
10 heated to 50-150°C. Typically the solvent is a lower alcohol such as methanol, ethanol, isopropanol and the like or solvent such as *N,N*-dimethylformamide or tetrahydrofuran, and the like. Optionally a base may be used to facilitate the reaction. Typically the base can be potassium carbonate, or an amine base such as triethylamine. Compounds of the formula (I-B) may be conveniently prepared by reacting a  
15 compound of formula (I-A) (i.e., a compound of formula (I) wherein R<sup>2</sup> is -S(O)<sub>n</sub>R<sup>9</sup> where n is 0) with an oxidizing agent in an inert solvent, optionally in the presence of a base.

- Typically the oxidizing agent is a peracid such as *m*-chloroperbenzoic acid or the like  
20 optionally with a base such as sodium bicarbonate. Careful monitoring of the stoichiometry between the oxidizing agent and the substrate allows the product distribution between sulfoxide (n=1), and sulfone (n=2) to be controlled. Suitable solvents include but are not limited to, dichloromethane, chloroform and the like.

- 25 Compounds of the formula (I-A) are prepared by methods described above wherein R<sup>2</sup> is -SR<sup>9</sup> from the reaction of a compound selected from the group consisting of a compound of formula (VI), a compound of formula (XI) and a compound of formula (XIV) with a compound of formula (VII-A) (i.e., a compound of formula (VII) wherein R<sup>2</sup> is -SR<sup>9</sup>). The requisite compound of formula (VII-A) can be obtained from commercial  
30 sources or prepared by methods known to one skilled in the art.



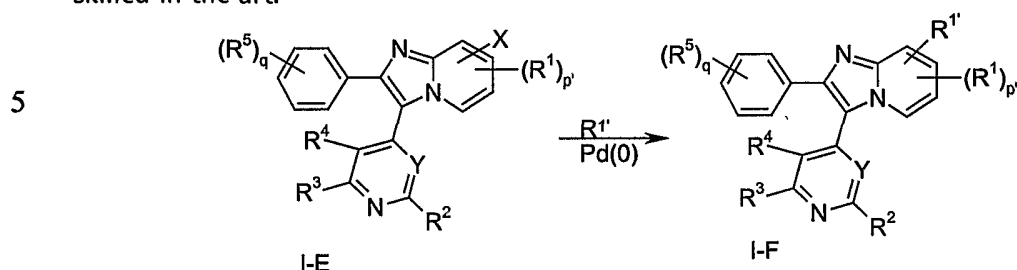
Another particularly useful method for converting a compound of formula (I) to another compound of formula (I) comprises reacting a compound of formula (I-C) (i.e., a compound of formula (I) wherein  $R^2$  is fluoro) with an amine nucleophile (including substituted amines, heterocycles and heteroaryls, particularly those linked through N), and optionally heating the mixture to 50-150°C to prepare a compound of formula (I-D) (i.e., a compound of formula (I) wherein  $R^2$  is selected from the group consisting of Het,  $-NR^7R^8$ ,  $-NHHet$ ,  $-NHR^{10}Ay$  and  $-NHR^{10}Het$ ).



wherein  $R^{2'}$  is an amine nucleophile selected from the group consisting of Het,  $-NR^7R^8$ ,  $-NHHet$ ,  $-NHR^{10}Ay$ , and  $-NHR^{10}Het$  all other variables are as defined in connection with any of the processes described above.

This procedure may be carried out by mixing a compound of formula (I-C) in a neat amine, or in a suitable solvent with an excess of amine to produce a compound of formula (I-D). Typically the solvent is a lower alcohol such as methanol, ethanol, isopropanol or the like. Other suitable solvents may include *N,N*-dimethylformamide, 1-methyl-2-pyrrolidine and the like. One skilled in the art will appreciate that other amines such as amines of the formula  $NH_2Het$ ,  $H-Het$  bonded through N,  $H-NHR^{10}Het$ ,  $H-NHR^{10}Ay$ , and the like may also be employed in the foregoing conversion and are contemplated by the instant invention.

As a further example, a compound of formula (I-E) where X is halogen, may be converted to a compound of formula (I-F) using amination techniques known to those skilled in the art.



wherein:

10 X is halo, such as chloro, bromo or iodo;

R<sup>1'</sup> is an amine nucleophile selected from the group consisting of Het bonded through N, -NR<sup>7</sup>R<sup>8</sup>, -NHHet, -NHR<sup>10</sup>Ay and -NHR<sup>10</sup>Het;

p' is 0, 1, 2 or 3;

and all other variables are as defined in connection with any of the Schemes described above.

15

The reaction can be carried out via an adaptation of procedures found in the literature (Wolfe, J. P.; Buchwald, S. L. *J. Org. Chem.* 2000, 65, 1144) wherein a compound of the formula (I-E) is treated with an amine, a palladium (0) or nickel (0) source and a base, optionally in a suitable solvent, at a temperature ranging from ambient temperature to 200 °C. Suitable sources of palladium (0) include but are not limited to palladium(II) acetate and tris(dibenzylideneacetone) dipalladium (0). Typical bases for use in the reaction include, for example sodium *tert*-butoxide and cesium carbonate.

20

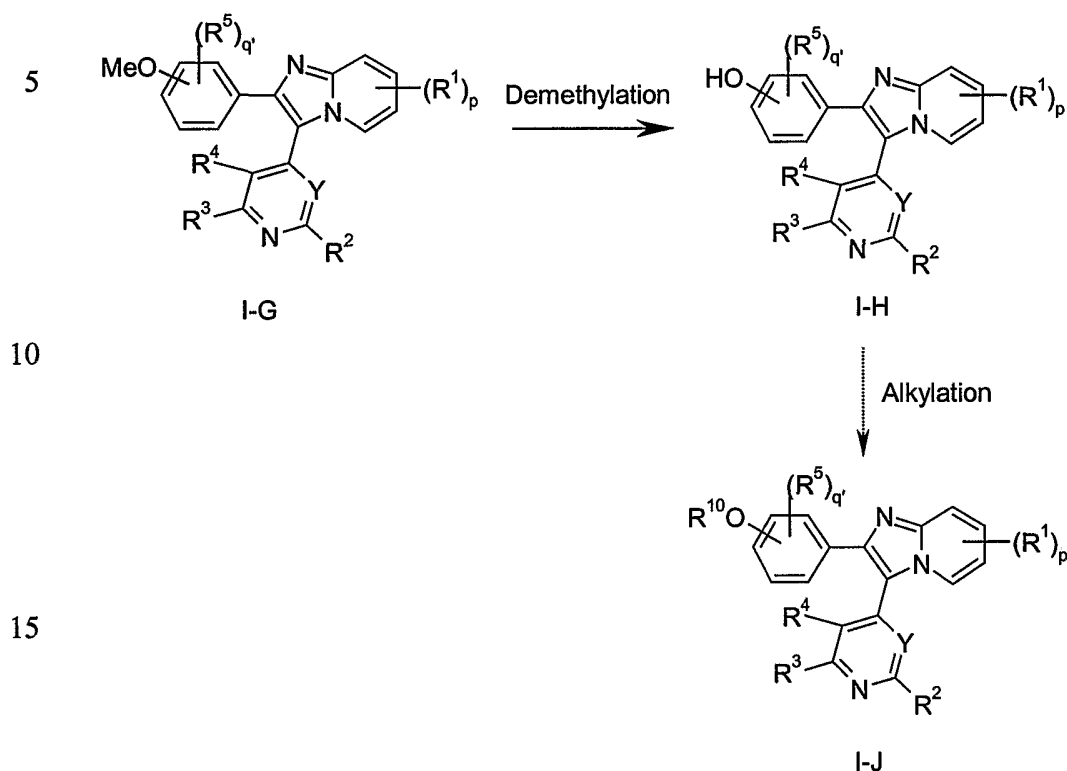
25 The reaction can be carried out in neat amine or in a suitable solvent. Toluene is an example of a suitable solvent.

As a further example, a compound of formula (I-G) (i.e., a compound of formula (I) wherein q is 1 or more and at least one R<sup>5</sup> is -O-methyl) may be converted to a compound of formula (I-H) (i.e., a compound of formula (I) wherein q is 1 or more and at least one R<sup>5</sup> is -OH) using conventional demethylation techniques. Additionally, a

30

compound of formula (I-H) may optionally be converted to a compound of formula (I-J) (i.e., a compound of formula (I) wherein  $q$  is 1 or more and at least one  $R^5$  is  $-OR^{10}$ ).

For example, the foregoing conversions are represented schematically as follows:



wherein  $q'$  is 1, 2, 3 or 4; Me is methyl, and all other variables are as defined in connection with any of the processes described above.

20

The demethylation reaction may be carried out by treating a compound of formula (I-G) in a suitable solvent with a Lewis acid at a temperature of  $-78^{\circ}\text{C}$  to room temperature, to produce a compound of formula (I-H). Typically the solvent is an inert solvent such as dichloromethane, chloroform, acetonitrile, toluene and the like. The Lewis acid may be boron tribromide, trimethylsilyl iodide and the like.

25

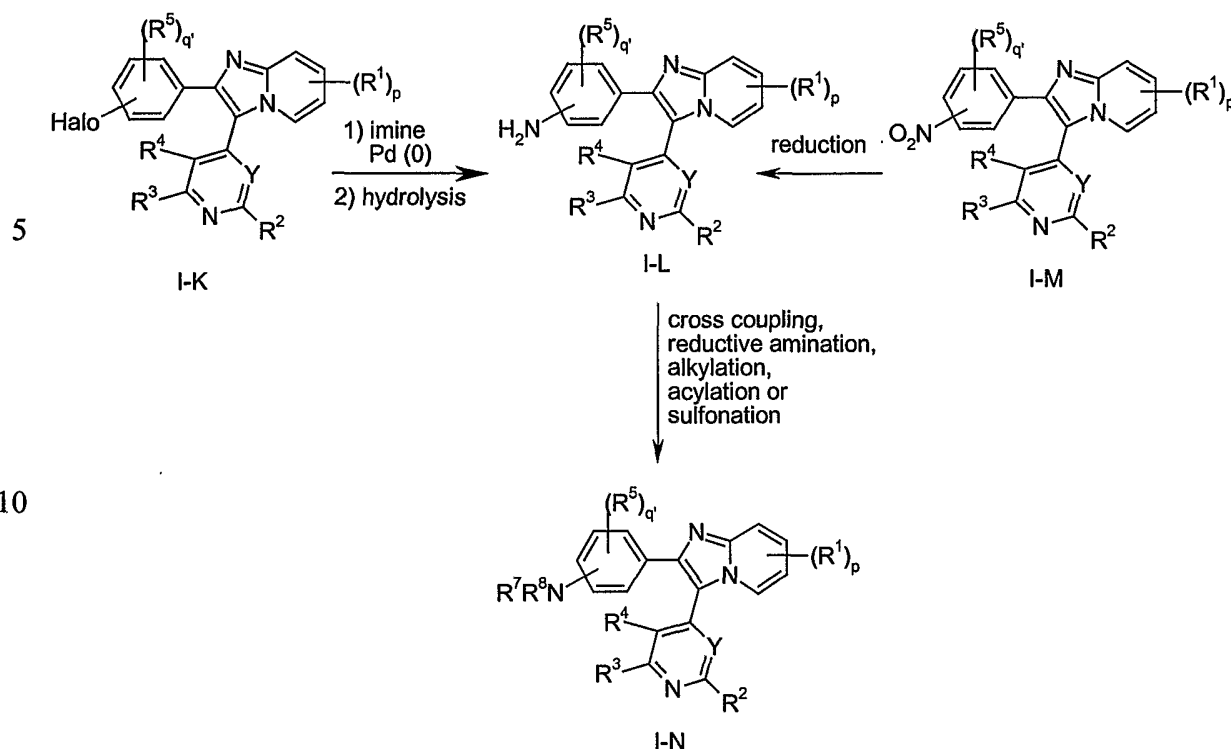
Optionally, a compound of formula (I-H) may be further converted to a compound of formula (I-J) by an alkylation reaction. The alkylation reaction may be carried out by treating a compound of formula (I-H) in suitable solvent with an alkyl halide of formula  $R^{10}\text{-Halo}$  where  $R^{10}$  is as defined above, to form another compound of formula (I-J). The reaction is preferably carried out in the presence of a base and with

30

optionally heating to 50–200°C. The reaction may be carried out in solvents such as N,N-dimethylformamide, dimethylsulfoxide and the like. Typically the base is potassium carbonate, cesium carbonate, sodium hydride or the like. Additionally, as will be apparent to those skilled in the art, the alkylation reaction can be carried out  
5 under Mitsunobu conditions.

The foregoing reaction methods can also be used to convert a compound of formula (I) wherein at least one R<sup>1</sup> is –OMe to a compound of formula (I) wherein at least one R<sup>1</sup> is –OH and a compound of formula (I) wherein at least one R<sup>1</sup> is –OR<sup>10</sup>. In another  
10 embodiment, the foregoing methods are employed to make the same conversion when R<sup>3</sup> or R<sup>4</sup> is –OMe, to prepare a compound of formula (I) wherein R<sup>3</sup> or R<sup>4</sup> is –OH or a compound of formula (I) wherein R<sup>3</sup> or R<sup>4</sup> is –OR<sup>10</sup>.

In yet another example, a compound of formula (I-K) (i.e., a compound of formula (I) wherein q is 1 or more and at least one R<sup>5</sup> is halo) or a compound of formula (I-M) (i.e., a compound of formula (I) wherein q is 1 or more and at least one R<sup>5</sup> is nitro) can be  
15 converted to a compound of formula (I-L) (i.e., a compound of formula (I) wherein q is 1 or more and at least one R<sup>5</sup> is –NH<sub>2</sub>). Optionally, a compound of formula (I-L) may then be converted to a compound of formula (I-N) (i.e., a compound of formula (I) wherein q is 1 or more and at least one R<sup>5</sup> is –NR<sup>7</sup>R<sup>8</sup> where R<sup>7</sup> and R<sup>8</sup> are not both H).  
20 For example, the foregoing conversions are represented schematically as follows:



wherein  $q'$  is 1, 2, 3 or 4, and all other variables are as defined in connection with any of the processes described above.

The process of converting a compound of formula (I-K) to a compound of formula (I-L) is carried out by reacting a compound of formula (I-K) with an imine in the presence of a palladium (0) source, a base and a suitable ligand, followed by hydrolysis to give a compound of formula (I-L). See J. Wolfe, et al., *Tetrahedron Letters* **38**:6367-6370 (1997). Typically the imine is benzophenoneimine, the palladium (0) source is tris(dibenzylideneacetone)dipalladium(0), the base is sodium *tert*-butoxide and the ligand is *racemic*-2,2'-bis(diphenylphosphino)-1,1'-binaphthyl. Suitable solvents include *N,N*-dimethylformamide and the like.

A compound of formula (I-L) can also be obtained from a compound of formula (I-M) by reduction. The reduction can conveniently be carried out by using zinc, tin or iron and acid, by using tin(II)chloride, or by using palladium or platinum catalysts under hydrogen atmosphere in a suitable solvent as obvious to one skilled in the art of organic synthesis.

Reaction of a compound of formula (I-L) with a compound of formula  $R^7$ -halogen in a suitable solvent in the presence of base, optionally with heating may be used to prepare a compound of formula (I-N). Typically the base is triethylamine or pyridine and the solvent is N,N-dimethylformamide and the like.

5

Additional compounds of formula (I-N) can be obtained by reductive amination of a compound of formula (I-L) with a ketone or aldehyde. See, A. Abdel-Magid, et al., *J. Org. Chem.* 61:3849-3862 (1996). Typically a compound of formula (I-L) is treated with an aldehyde or a ketone in the presence of an acid, such as acetic acid, and a  
10 reducing agent, such as sodium triacetoxyborohydride and the like, in an inert solvent such as dichloroethane and the like.

The foregoing reaction methods can also be used to convert a compound of formula (I) wherein at least one  $R^1$  is halo to a compound of formula (I) wherein at least one  $R^1$   
15 is  $-NH_2$  or a compound of formula (I) wherein at least one  $R^6$  is  $-NR^7R^8$  (where  $R^7$  and  $R^8$  are not both H). In another embodiment, the foregoing methods are employed to make the same conversion when  $R^3$  or  $R^4$  is halo, to prepare a compound of formula (I) wherein  $R^3$  or  $R^4$  is  $-NH_2$  or a compound of formula (I) wherein  $R^3$  or  $R^4$  is  $-NR^7R^8$  (where  $R^7$  and  $R^8$  are not both H).

20

Other transformations well known to those skilled in the art for use with anilines may be used to convert a compound of formula (I-L) to a compound of formula (I-N).

As obvious to those skilled in the art, the steps of the foregoing synthesis reactions  
25 and the conversion reactions described above can be rearranged in any manner suitable according to conventional knowledge in the art. Hence, the order of the steps in the foregoing synthesis schemes and in the conversion reactions described above is not critical to the practice of the present invention.

30 Based upon this disclosure and the examples contained herein one skilled in the art can readily convert compounds of formula (I) or a pharmaceutically acceptable salt,

solvate or physiologically functional derivative thereof into another compound of formula (I), or a pharmaceutically acceptable salt, solvate or physiologically functional derivative thereof.

5 The present invention also provides radiolabeled compounds of formula (I) and biotinylated compounds of formula (I). Radiolabeled compounds of formula (I) and biotinylated compounds of formula (I) can be prepared using conventional techniques. For example, radiolabeled compounds of formula (I) can be prepared by reacting the compound of formula (I) with tritium gas in the presence of an appropriate catalyst to  
10 produce radiolabeled compounds of formula (I).

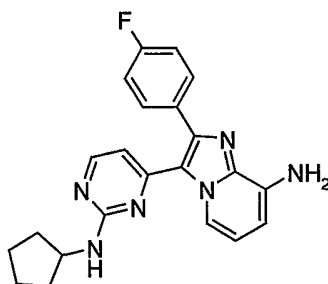
In one preferred embodiment, the compounds of formula (I) are tritiated.

The radiolabeled compounds of formula (I) and the biotinylated compounds of  
15 formula (I) are useful in assays for the identification of compounds for the treatment or prophylaxis of viral infections such as herpes viral infections. Accordingly, the present invention provides an assay method for identifying compounds which have activity for the treatment or prophylaxis of viral infections such as herpes viral  
20 infections, which method comprises the step of specifically binding the radiolabeled compound of formula (I) or the biotinylated compounds of formula (I) to the target protein. More specifically, suitable assay methods will include competition binding assays. The radiolabeled compounds of formula (I) can be employed in assays according to the methods conventional in the art.

25 The following examples are illustrative embodiments of the invention, not limiting the scope of the invention in any way, the invention being defined by the claims which follow. Reagents are commercially available or are prepared according to procedures in the literature. Example numbers refer to those compounds listed in the tables above.  $^1\text{H}$  and  $^{13}\text{C}$  NMR spectra were obtained on Varian Unity Plus NMR  
30 spectrophotometers at 300 or 400 MHz, and 75 or 100 MHz respectively.  $^{19}\text{F}$  NMR were recorded at 282 MHz. Mass spectra were obtained on Micromass Platform, or ZMD mass spectrometers from Micromass Ltd. Altrincham, UK, using either

Atmospheric Chemical Ionization (APCI) or Electrospray Ionization (ESI). Analytical thin layer chromatography was used to verify the purity of some intermediates which could not be isolated or which were too unstable for full characterization, and to follow the progress of reactions. Unless otherwise stated, this was done using silica gel (Merck Silica Gel 60 F254). Unless otherwise stated, column chromatography for the purification of some compounds, used Merck Silica gel 60 (230–400 mesh), and the stated solvent system under pressure. All compounds were characterized as their free-base form unless otherwise stated. On occasion the corresponding hydrochloride salts were formed to generate solids where noted.

Example 1: 3-[2-(Cyclopentylamino)-4-pyrimidinyl]-2-(4-fluorophenyl)imidazo[1,2-*a*]pyridin-8-amine.



a) 2-(4-Fluorophenyl)-8-nitroimidazo[1,2-*a*]pyridine.

To a solution of 2-amino-3-nitropyridine (1.3 g, 9.3 mmol) in N,N-dimethylformamide (20 mL) was added 2-bromo-4'-fluoroacetophenone (2 g, 9.3 mmol) and the reaction mixture was heated at reflux for 6 hours. The resulting mixture was concentrated to a solid *in vacuo*. This residue was dissolved in dichloromethane and the organic phase was washed with aqueous sodium bicarbonate and an aqueous sodium chloride solution. The organic phase was dried (magnesium sulfate), filtered through a silica gel pad and concentrated to give a solid. This solid was recrystallized from methanol to give 870 mg (36%) of 2-(4-fluorophenyl)-8-nitroimidazo[1,2-*a*]pyridine as a brown solid. <sup>1</sup>H NMR (d<sub>6</sub>-DMSO): δ 8.98 (d, 1H), 8.69 (s, 1H), 8.32 (d, 1H), 8.10 (q, 2H), 7.36 (t, 2H), 7.15 (t, 1H); <sup>19</sup>F NMR (DMSO-d<sub>6</sub>) δ -113.7; MS *m/z* 258 (M+1).



b) 1-[2-(4-Fluorophenyl)-8-nitroimidazo[1,2-*a*]pyridin-3-yl]ethanone.

2-(4-Fluorophenyl)-8-nitroimidazo[1,2-*a*]pyridine (2 g, 7.8 mmol) was added to acetic anhydride (15 mL). To this mixture was added a catalytic amount of concentrated sulfuric acid and the reaction mixture was heated to reflux for 1 hour. The resulting mixture was concentrated to a slurry, neutralized by addition of saturated aqueous sodium bicarbonate and extracted with ethyl acetate. The organic phase was dried (magnesium sulfate), filtered and concentrated to a solid. This solid was purified by silica gel chromatography (1:1 ethyl acetate: hexane) to give 1.3 g (55%) of 1-[2-(4-fluorophenyl)-8-nitroimidazo[1,2-*a*]pyridin-3-yl]ethanone as a brown solid. <sup>1</sup>H NMR (DMSO-*d*<sub>6</sub>): δ 9.93 (d, 1H), 8.62 (d, 1H), 7.78 (q, 2H), 7.46 (m, 3H), 2.20 (s, 3H); MS *m/z* 300 (M+1).

c) 1-[8-Amino-2-(4-fluorophenyl)imidazo[1,2-*a*]pyridin-3-yl]ethanone.

A solution of 1-[2-(4-fluorophenyl)-8-nitroimidazo[1,2-*a*]pyridin-3-yl]ethanone (100 mg, 0.33 mmol) in methanol (3 mL) was added to a suspension of iron (93 mg, 1.7 mmol) and ammonium chloride (149 mg, 2.8 mmol) in aqueous methanol. This reaction mixture was heated to reflux for 10 hours. The reaction mixture was filtered and the filtrate concentrated under reduced pressure to a solid. This solid was purified by silica gel chromatography (5% methanol in dichloromethane) to give 63 mg (70%) of 1-[8-amino-2-(4-fluorophenyl)imidazo[1,2-*a*]pyridin-3-yl]ethanone as a foam. <sup>1</sup>H NMR (CDCl<sub>3</sub>): δ 9.21 (d, 1H), 7.61 (m, 2H), 7.25 (m, 2H), 6.94 (t, 1H), 6.72 (d, 1H), 4.63 (broad s, 2H), 2.19 (s, 3H); MS *m/z* 270 (M+1).

d) *N'*-[3-[(2*E*)-3-(Dimethylamino)-2-propenoyl]-2-(4-fluorophenyl)imidazo[1,2-*a*]pyridin-8-yl]-*N,N*-dimethylimidoformamide.

A solution of 1-[8-amino-2-(4-fluorophenyl)imidazo[1,2-*a*]pyridin-3-yl]ethanone (150 mg, 0.56 mmol) in *N,N*-dimethylformamide dimethyl acetal (5 mL) was heated at reflux for 6 days. The mixture was cooled to room temperature, ethyl acetate and water were added. The phases were separated and the organic layer was washed with brine. The aqueous layer was extracted with ethyl acetate and the combined organics were dried over magnesium sulfate. Filtration and concentration followed by silica gel chromatography (1:1 acetone:ethyl acetate) gave 130 mg (62%) of *N'*-[3-[(2*E*)-3-

(dimethylamino)-2-propenoyl]-2-(4-fluorophenyl)imidazo[1,2-*a*]pyridin-8-yl]-*N,N*-dimethylimidoformamide as a foam. <sup>1</sup>H NMR (CDCl<sub>3</sub>): δ 9.28 (d, 1H), 8.53 (s, 1H), 7.76 (q, 2H), 7.62 (d, 1H), 7.13 (t, 2H), 6.87 (m, 2H), 5.12 (d, 1H), 2.4-3.3 (m, 12 H); MS *m/z* 380 (M+1).

5

e) *N*-Cyclopentylguanidine hydrochloride.

(Prepared by modification of a procedure from Bannard, R. A. B.; Casselman, A. A.; Cockburn, W.F.; and Brown, G. M. *Can. J. Chem.* 1958, 36, 1541-1549). To a solution of 2-methyl-2-thiopseudourea sulfate (13.9 g, 50.0 mmol) in water (40 mL) was added cyclopentylamine (14.8 mL, 150 mmol). The resultant mixture was heated to 55 °C for 20 minutes and then to reflux for 2.5 hours. The mixture was cooled to room temperature and concentrated *in vacuo* and azeotroped with methanol. Water was added (~100 mL) and Amberlite IRA 400 (Cl<sup>-</sup>) resin was added. The mixture was stirred for 1 hour and then the resin was removed by filtration. The solution was concentrated *in vacuo* and azeotroped with methanol. The residue was recrystallized from methanol-acetone to yield *N*-cyclopentylguanidine hydrochloride (7.0 g, 86%) as a fine white solid. <sup>1</sup>H NMR (D<sub>2</sub>O): δ 3.62 (m, 1 H), 1.75 (m, 2 H), 1.52-1.32 (m, 6 H); <sup>13</sup>C NMR (D<sub>2</sub>O) δ 156.23, 53.11, 32.15, 23.13; MS *m/z* 128 (M+1).

20 f) *N*'-[3-[2-(Cyclopentylamino)-4-pyrimidinyl]-2-(4-fluorophenyl)imidazo[1,2-*a*]pyridin-8-yl]-*N,N*-dimethylimidoformamide.

To a solution of *N*'-[3-[(2*E*)-3-(dimethylamino)-2-propenoyl]-2-(4-fluorophenyl)imidazo[1,2-*a*]pyridin-8-yl]-*N,N*-dimethylimidoformamide (130 mg, 0.34 mmol) in *N,N*-dimethylformamide was added *N*-cyclopentylguanidine hydrochloride (168 mg, 1.02 mmol), followed by anhydrous potassium carbonate (140 mg, 1.02 mmol). The resulting solution was heated at 100°C for 16 hours. Upon cooling to room temperature, ethyl acetate and water were added. The phases were separated and the organics were washed with brine. The aqueous layer was extracted with ethyl acetate. The combined organics were dried over magnesium sulfate, filtered and concentrated *in vacuo*. The residue was purified by silica gel chromatography (ethyl acetate) to give *N*'-[3-[2-(cyclopentylamino)-4-pyrimidinyl]-2-(4-

30

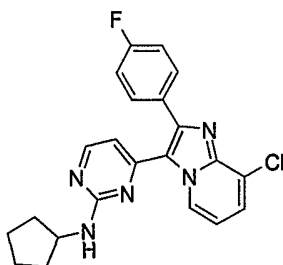
fluorophenyl)imidazo[1,2-*a*]pyridin-8-yl]-*N,N*-dimethylimidoformamide (80 mg, 53%) as a solid. <sup>1</sup>H NMR (CDCl<sub>3</sub>): δ 9.09 (broad s, 1H), 8.60 (s, 1H), 8.04 (d, 1H), 7.63 (q, 2H), 7.04 (t, 2H), 6.78 (m, 2H), 6.36 (d, 1H), 5.14 (d, 1H), 4.31 (m, 1H), 3.10 (s, 3H), 3.05 (s, 3H), 2.0–2.1 (m, 2H), 1.4–1.9 (m, 6H); MS *m/z* 444 (M+1).

5

g) 3-[2-(Cyclopentylamino)-4-pyrimidinyl]-2-(4-fluorophenyl)imidazo[1,2-*a*]pyridin-8-amine.

*N*'-[3-[2-(Cyclopentylamino)-4-pyrimidinyl]-2-(4-fluorophenyl)imidazo[1,2-*a*]pyridin-8-yl]-*N,N*-dimethylimidoformamide (70 mg, 0.16 mmol) was dissolved in methanol. To this solution was added 1N aqueous sodium hydroxide and the resulting mixture heated at reflux for 6 hours. The resulting mixture was concentrated *in vacuo* followed by addition of ethyl acetate and water. The phases were separated and the ethyl acetate phase dried (magnesium sulfate), filtered and concentrated. The resulting solid was purified by silica gel chromatography (ethyl acetate) to give 55 mg (88%) of 3-[2-(Cyclopentylamino)-4-pyrimidinyl]-2-(4-fluorophenyl)imidazo[1,2-*a*]pyridin-8-amine as a solid. <sup>1</sup>H NMR (CDCl<sub>3</sub>): δ 8.97 (d, 1H), 8.12 (d, 1H), 7.68 (q, 2H), 7.15 (t, 2H), 6.78 (t, 1H), 6.54 (d, 1H), 6.41 (d, 1H), 5.24 (d, 1H), 4.60 (s, 2H), 4.40 (m, 1H), 2.0–2.1 (m, 2H), 1.4–1.9 (m, 6H); <sup>19</sup>F NMR (CDCl<sub>3</sub>) δ -113.7; MS *m/z* 389 (M+1).

20 Example 2: 4-[8-Chloro-2-(4-fluorophenyl)imidazo[1,2-*a*]pyridin-3-yl]-*N*-cyclopentyl-2-pyrimidinamine.



25

a) 2-Amino-3-chloropyridine.

2,3-Dichloropyridine (20 g, 0.14 moles) was placed in a steel bomb. To this was added concentrated ammonium hydroxide (300 mL), the bomb sealed and heated at 190 °C for 48 hours. The vessel was cooled to room temperature and opened. Ethyl acetate and water were added. The phases were separated and the ethyl acetate phase washed

30

with water, dried (magnesium sulfate), filtered and concentrated to a solid. This solid was crystallized from a small volume of ethyl acetate to give 12.6 g (70%) of 2-amino-3-chloropyridine as a white solid. <sup>1</sup>H NMR (CDCl<sub>3</sub>) δ 7.95 (dd, 1H), 7.46 (dd, 1H), 6.58 (q, 1H), 5.0 (broad s, 2H); MS *m/z* 129 (M+H).

5

b) 8-Chloro-2-(4-fluorophenyl)imidazo[1,2-*a*]pyridine.

To a solution of 2-amino-3-chloropyridine (6.51 g, 51 mmol) and 2-bromo-4'-fluoroacetophenone (13.0 g, 60 mmol) in ethanol (100 mL) was added sodium bicarbonate (4.91 g, 60 mmol) and the reaction mixture was heated at reflux for 6  
10 hours. The resulting mixture was concentrated to a solid *in vacuo*. This residue was dissolved in ethyl acetate and the organic phase was washed with water and an aqueous sodium chloride solution. The organic phase was dried (magnesium sulfate), filtered through a silica gel pad and concentrated to give a solid. This solid was recrystallized from acetonitrile, to give 10.1 g (80%) 8-chloro-2-(4-  
15 fluorophenyl)imidazo[1,2-*a*]pyridine as a solid. <sup>1</sup>H NMR (CDCl<sub>3</sub>): δ 8.06 (d, 1H), 7.96 (q, 2H), 7.86 (s, 1H), 7.25 (d, 1H), 7.13 (t, 2H), 6.73 (t, 1H); <sup>19</sup>F NMR (CDCl<sub>3</sub>) δ -114.0; MS *m/z* 247 (M+1).

c) 8-Chloro-2-(4-fluorophenyl)imidazo[1,2-*a*]pyridine-3-carbaldehyde.

20 *N,N*-Dimethylformamide (10 mL) was cooled to 0°C and treated with phosphorous oxychloride (1.0 mL, 11 mmol). After the addition was complete, the mixture was warmed to room temperature and stirred for 10 minutes. To this was added 8-chloro-2-(4-fluorophenyl)imidazo[1,2-*a*]pyridine (1.15 g, 4.7 mmol) and the resulting solution was stirred overnight. Water was added to the reaction. The mixture was neutralized  
25 to pH 7 with ammonium hydroxide. The aqueous phase was extracted with dichloromethane (3 x 50 mL). The combined organics were washed with brine, dried over magnesium sulfate, filtered and concentrated. The residue was recrystallized from acetonitrile to give 8-chloro-2-(4-fluorophenyl)imidazo[1,2-*a*]pyridine-3-  
30 carbaldehyde (1.1 g, 85%) as a white solid. <sup>1</sup>H NMR (CDCl<sub>3</sub>): δ 10.05 (s, 1 H), 9.60 (d, 1H), 7.86 (q, 2H), 7.65 (d, 1H), 7.23 (t, 2H), 7.08 (t, 1H); <sup>19</sup>F NMR (CDCl<sub>3</sub>) δ -110.8; MS *m/z* 275 (M+1).

d) 1-[8-Chloro-2-(4-fluorophenyl)imidazo[1,2-*a*]pyridin-3-yl]-2-propyn-1-one.

To a cold (-78°C) suspension of 8-chloro-2-(4-fluorophenyl)imidazo[1,2-*a*]pyridine-3-carbaldehyde (0.94 g, 3.42 mmol) in tetrahydrofuran (20 mL) was added ethynylmagnesium bromide (15 mL, 0.5 M in tetrahydrofuran, 7.5 mmol) dropwise.

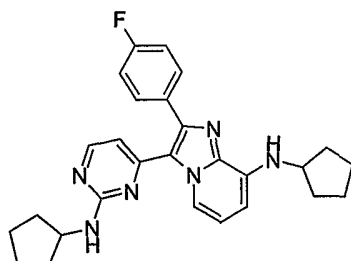
- 5 The reaction mixture was stirred at -78°C for 1 hour, then at 0°C for 2 hours. The resulting solution was poured into water and extracted with ethyl acetate. The organic layer was washed with water and brine and the combined organics were dried over magnesium sulfate. Filtration and concentration gave a white solid. This solid was dissolved in dichloromethane (60 mL) and to this solution was added manganese dioxide (10 g, 115 mmol). The reaction mixture was stirred at room temperature for 1 hour. The suspension was filtered through a pad of Celite and the filtrate was concentrated and purified by silica gel chromatography (1:1 hexanes:ethyl acetate) to give 1-[8-chloro-2-(4-fluorophenyl)imidazo[1,2-*a*]pyridin-3-yl]-2-propyn-1-one (0.56 g, 55%) as a white solid. <sup>1</sup>H NMR (CDCl<sub>3</sub>) δ 9.67 (d, 1H), 7.68 (m, 3H), 7.12 (m, 3H),  
10 2.89 (s, 1H); <sup>19</sup>F NMR (CDCl<sub>3</sub>) δ -111.6; MS *m/z* 299 (M+1).

e) 4-[8-Chloro-2-(4-fluorophenyl)imidazo[1,2-*a*]pyridin-3-yl]-*N*-cyclopentyl-2-pyrimidinamine.

- To a solution of 1-[8-chloro-2-(4-fluorophenyl)imidazo[1,2-*a*]pyridin-3-yl]-2-propyn-1-one (740 mg, 2.5 mmol) in ethanol (20 mL) was added cyclopentyl guanidine hydrochloride (600 mg, 3.7 mmol), followed by solid potassium carbonate (510 mg, 3.7 mmol). The resulting solution was heated at 80°C for 12 hours. The reaction mixture was concentrated to a solid. Water and dichloromethane were added. The phases were separated and the organics were washed with brine, dried over magnesium sulfate, filtered and concentrated *in vacuo*. The resulting solid was crystallized from acetonitrile, to give 4-[8-chloro-2-(4-fluorophenyl)imidazo[1,2-*a*]pyridin-3-yl]-*N*-cyclopentyl-2-pyrimidinamine (600 mg, 59%) as a white solid. <sup>1</sup>H NMR (CDCl<sub>3</sub>) δ 9.48 (d, 1H), 8.11 (d, 1H), 7.68 (q, 2H), 7.42 (d, 1H), 7.11 (t, 2H), 6.86 (t, 1H), 6.40 (d, 1H), 5.28 (d, 1H), 4.35 (m, 1H), 2.0-2.1 (m, 2H), 1.4-1.9 (m, 6H); <sup>19</sup>F NMR (CDCl<sub>3</sub>) δ -113.0;  
25  
30 MS *m/z* 408 (M+1).

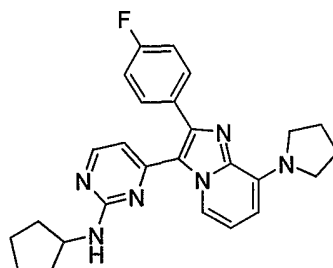
Example 3: *N*-Cyclopentyl-3-[2-(cyclopentylamino)-4-pyrimidinyl]-2-(4-fluorophenyl)imidazo[1,2-*a*]pyridin-8-amine.

5



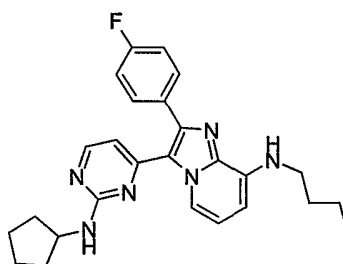
To a solution of 4-[8-chloro-2-(4-fluorophenyl)imidazo[1,2-*a*]pyridin-3-yl]-*N*-cyclopentyl-2-pyrimidinamine (200 mg, 0.49 mmol) in cyclopentylamine (10 mL) was added, successively, *racemic*-2,2'-bis(diphenylphosphino)-1,1'-binaphthyl (91 mg, 0.15 mmol), cesium carbonate (0.24 g, 0.7 mmol) and palladium (II) acetate (22 mg, 0.1 mmol). The resulting mixture was heated in a sealed tube at 100°C for 18 hours at which time the reaction was judged complete by thin layer chromatography. The solution was cooled to room temperature and ethyl acetate and water were added. The phases were separated and the organic layer was washed with water and brine. The combined organics were dried (magnesium sulfate), filtered and concentrated to a solid. This solid was purified by silica gel chromatography (1:1 hexanes:ethyl acetate) to give *N*-cyclopentyl-3-[2-(cyclopentylamino)-4-pyrimidinyl]-2-(4-fluorophenyl)imidazo[1,2-*a*]pyridin-8-amine (120 mg, 55%) as a solid. <sup>1</sup>H NMR (CDCl<sub>3</sub>) δ 8.80 (d, 1H), 8.06 (d, 1H), 7.62 (q, 2H), 7.10 (t, 2H), 6.76 (t, 1H), 6.34 (d, 1H), 6.27 (d, 1H), 5.22 (d, 2H), 4.34 (m, 1H), 3.93 (m, 1H), 2.0-2.1 (m, 4H), 1.4-1.9 (m, 12H); <sup>19</sup>F NMR (CDCl<sub>3</sub>) δ -113.9; MS *m/z* 457 (M+1).

Example 4: *N*-Cyclopentyl-4-[2-(4-fluorophenyl)-8-(1-pyrrolidinyl)imidazo[1,2-*a*]pyridin-3-yl]-2-pyrimidinamine.



In a similar manner as described in Example 3, from 4-[8-chloro-2-(4-fluorophenyl)imidazo[1,2-*a*]pyridin-3-yl]-*N*-cyclopentyl-2-pyrimidinamine (150 mg, 0.37 mmol) and pyrrolidine (5 mL) was obtained *N*-cyclopentyl-4-[2-(4-fluorophenyl)-8-(1-pyrrolidinyl)imidazo[1,2-*a*]pyridin-3-yl]-2-pyrimidinamine (70 mg, 43%) as a solid. <sup>1</sup>H NMR (CDCl<sub>3</sub>) δ 8.77 (d, 1H), 8.10 (d, 1H), 7.66 (q, 2H), 7.07 (t, 2H), 6.72 (t, 1H), 6.41 (d, 1H), 6.17 (d, 1H), 5.22 (d, 1H), 4.36 (m, 1H), 3.81 (m, 4H), 2.0-2.1 (m, 6H), 1.4-1.9 (m, 6H); <sup>19</sup>F NMR (CDCl<sub>3</sub>) δ -114.5; MS *m/z* 443 (M+1).

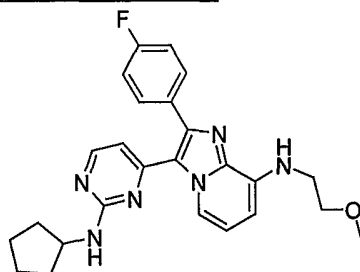
Example 5: *N*-Butyl-3-[2-(cyclopentylamino)-4-pyrimidinyl]-2-(4-fluorophenyl)imidazo[1,2-*a*]pyridin-8-amine.



In a similar manner as described in Example 3, from 4-[8-chloro-2-(4-fluorophenyl)imidazo[1,2-*a*]pyridin-3-yl]-*N*-cyclopentyl-2-pyrimidinamine (150 mg, 0.37 mmol) and *n*-butylamine (10 mL) was obtained *N*-butyl-3-[2-(cyclopentylamino)-4-pyrimidinyl]-2-(4-fluorophenyl)imidazo[1,2-*a*]pyridin-8-amine (90 mg, 55%) as a solid. <sup>1</sup>H NMR (CDCl<sub>3</sub>) δ 8.81 (d, 1H), 8.07 (d, 1H), 7.62 (q, 2H), 7.07 (t, 2H), 6.76 (t, 1H), 6.35 (d, 1H), 6.24 (d, 1H), 5.24 (m, 2H), 4.35 (m, 1H), 3.27 (q, 2H), 2.0-2.1 (m, 2H), 1.4-1.9 (m, 10 H), 0.98 (t, 3H); <sup>19</sup>F NMR (CDCl<sub>3</sub>) δ -113.9; MS *m/z* 445 (M+1).

Example 6: 3-[2-(Cyclopentylamino)-4-pyrimidinyl]-2-(4-fluorophenyl)-N-(2-methoxyethyl)imidazo[1,2-*a*]pyridin-8-amine.

5

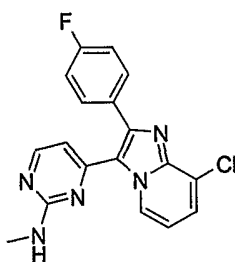


In a similar manner as described in Example 3, from 4-[8-chloro-2-(4-fluorophenyl)imidazo[1,2-*a*]pyridin-3-yl]-*N*-cyclopentyl-2-pyrimidinamine (150 mg, 0.37 mmol) and methoxyethylamine (5 mL) was obtained 3-[2-(cyclopentylamino)-4-pyrimidinyl]-2-(4-fluorophenyl)-*N*-(2-methoxyethyl)imidazo[1,2-*a*]pyridin-8-amine (70 mg, 42%) as a solid. <sup>1</sup>H NMR (CDCl<sub>3</sub>) δ 8.83 (d, 1H), 8.07 (d, 1H), 7.65 (q, 2H), 7.10 (t, 2H), 6.77 (t, 1H), 6.36 (d, 1H), 6.28 (d, 1H), 5.48 (t, 1H), 5.22 (d, 1H), 4.35 (m, 1H), 3.69 (q, 2H), 3.48 (m, 2H), 3.41 (s, 3H), 2.0-2.1 (m, 2H), 1.4-1.9 (m, 6H); <sup>19</sup>F NMR (CDCl<sub>3</sub>) δ -113.9; MS *m/z* 447 (M+1).

15

Example 7: 4-[8-Chloro-2-(4-fluorophenyl)imidazo[1,2-*a*]pyridin-3-yl]-*N*-methyl-2-pyrimidinamine.

20

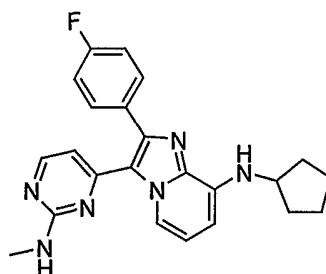


In a similar manner as described in Example 2, from 1-[8-chloro-2-(4-fluorophenyl)imidazo[1,2-*a*]pyridin-3-yl]-2-propyn-1-one (300 mg, 1.0 mmol), 1-methylguanidine hydrochloride (164 mg, 1.5 mmol) and potassium carbonate (210 mg, 1.5 mmol) was obtained 4-[8-chloro-2-(4-fluorophenyl)imidazo[1,2-*a*]pyridin-3-yl]-*N*-methyl-2-pyrimidinamine (270 mg, 76%) as a solid. <sup>1</sup>H NMR (CDCl<sub>3</sub>) δ 9.47 (s, 1H), 8.13 (d, 1H), 7.65 (q, 2H), 7.40 (d, 1H), 7.10 (t, 2H), 6.84 (t, 1H), 6.41 (d, 1H), 5.33 (s, 1H), 3.08 (d, 3H); <sup>19</sup>F NMR (CDCl<sub>3</sub>) δ -113.0; MS *m/z* 354 (M+1).

30

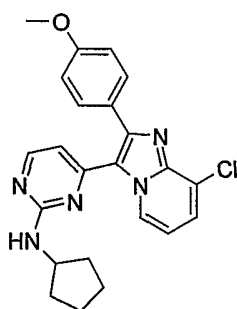


Example 8: *N*-Cyclopentyl-2-(4-fluorophenyl)-3-[2-(methylamino)-4-pyrimidinyl]imidazo[1,2-*a*]pyridin-8-amine.



In a similar manner as described in **Example 3**, from 4-[8-chloro-2-(4-fluorophenyl)imidazo[1,2-*a*]pyridin-3-yl]-*N*-methyl-2-pyrimidinamine (126 mg, 0.36 mmol) and cyclopentylamine (5 mL) was obtained *N*-cyclopentyl-2-(4-fluorophenyl)-3-[2-(methylamino)-4-pyrimidinyl]imidazo[1,2-*a*]pyridin-8-amine (70 mg, 48%) as a solid. <sup>1</sup>H NMR (CDCl<sub>3</sub>) δ 8.80 (d, 1H), 8.09 (d, 1H), 7.63 (q, 2H), 7.10 (t, 2H), 6.77 (t, 1H), 6.37 (d, 1H), 6.28 (d, 1H), 5.24 (m, 2H), 3.95 (m, 1H), 3.09 (d, 3H), 2.0-2.1 (m, 2H), 1.4-1.9 (m, 6H); <sup>19</sup>F NMR (CDCl<sub>3</sub>) δ -113.9; MS *m/z* 403 (M+1).

Example 9: 4-[8-Chloro-2-(4-methoxyphenyl)imidazo[1,2-*a*]pyridin-3-yl]-*N*-cyclopentyl-2-pyrimidinamine.



a) 8-Chloro-2-(4-methoxyphenyl)imidazo[1,2-*a*]pyridine.

In a similar manner as described in **Example 2**, from 2-amino-3-chloropyridine (6.0 g, 47 mmol), 2-bromo-4'-methoxyacetophenone (11.8 g, 52 mmol) and sodium bicarbonate (4.34 g, 52 mmol) in ethanol (80 mL) was obtained, after recrystallization from ethyl acetate, 8-chloro-2-(4-methoxyphenyl)imidazo[1,2-*a*]pyridine (8.9 g, 73%) as a solid. <sup>1</sup>H NMR (CDCl<sub>3</sub>) δ 8.04 (d, 1H), 7.92 (d, 2H), 7.82 (s, 1H), 7.23 (t, 1H), 6.96 (d, 2H), 6.69 (t, 1H), 3.85 (s, 3H); MS *m/z* 259 (M+1).

b) 8-Chloro-2-(4-methoxyphenyl)imidazo[1,2-*a*]pyridine-3-carbaldehyde.

In a similar manner as described in **Example 2**, from 8-chloro-2-(4-methoxyphenyl)imidazo[1,2-*a*]pyridine (5 g, 19.4 mmol) and phosphorous oxychloride (2.72 mL, 29.1 mmol) in N,N-dimethylformamide was obtained, after recrystallization

5 from acetonitrile, 8-chloro-2-(4-methoxyphenyl)imidazo[1,2-*a*]pyridine-3-carbaldehyde (4.8 g, 86%) as a white solid. <sup>1</sup>H NMR (CDCl<sub>3</sub>) δ 10.06 (s, 1H) 9.59 (d, 1H), 7.81 (d, 2H), 7.62 (d, 1H), 7.03 (m, 3H), 3.89 (s, 3H); MS *m/z* 287 (M+1).

c) 1-[8-Chloro-2-(4-methoxyphenyl)imidazo[1,2-*a*]pyridin-3-yl]-2-propyn-1-one.

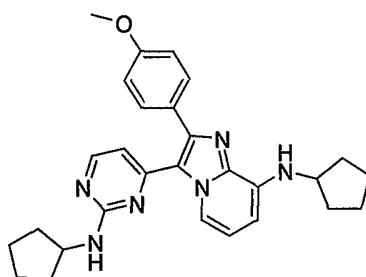
10 In a similar manner as described in **Example 2**, from 8-chloro-2-(4-methoxyphenyl)imidazo[1,2-*a*]pyridine-3-carbaldehyde (4 g, 14 mmol) was obtained 1-[8-chloro-2-(4-methoxyphenyl)imidazo[1,2-*a*]pyridin-3-yl]-2-propyn-1-one (2.2 g, 51% for 2 steps) as a white solid. <sup>1</sup>H NMR (CDCl<sub>3</sub>) δ 9.67 (d, 1H), 7.68 (m, 3H), 7.08 (t, 1H), 6.97 (d, 2H), 3.88 (s, 3H), 2.90 (s, 1H) ; MS *m/z* 311 (M+1).

15 d) 4-[8-Chloro-2-(4-methoxyphenyl)imidazo[1,2-*a*]pyridin-3-yl]-*N*-cyclopentyl-2-pyrimidinamine.

In a similar manner as described in **Example 2**, from 1-[8-chloro-2-(4-methoxyphenyl)imidazo[1,2-*a*]pyridin-3-yl]-2-propyn-1-one (1.6 g, 5.2 mmol),

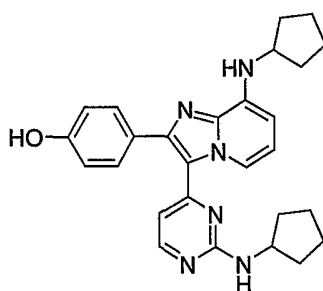
20 cyclopentyl guanidine hydrochloride (1.26 g, 7.7 mmol) and potassium carbonate (1.26 g, 7.7 mmol) was obtained 4-[8-chloro-2-(4-methoxyphenyl)imidazo[1,2-*a*]pyridin-3-yl]-*N*-cyclopentyl-2-pyrimidinamine (1.1 g, 50%) as a white solid. <sup>1</sup>H NMR (CDCl<sub>3</sub>) δ 9.52 (d, 1H), 8.10 (d, 1H), 7.62 (d, 2H), 7.39 (d, 1H), 6.95 (d, 2H), 6.83 (t, 1H), 6.47 (d, 1H), 5.24 (d, 1), 4.35 (m, 1H), 3.86 (s, 3H), 2.0-2.1 (m, 2H), 1.4-1.9 (m, 6H) ; MS *m/z* 420  
25 (M+1).

Example 10: *N*-Cyclopentyl-3-[2-(cyclopentylamino)-4-pyrimidinyl]-2-(4-methoxyphenyl)imidazo[1,2-*a*]pyridin-8-amine.



In a similar manner as described in Example 3, from 4-[8-chloro-2-(4-methoxyphenyl)imidazo[1,2-*a*]pyridin-3-yl]-*N*-cyclopentyl-2-pyrimidinamine (670 mg, 1.6 mmol) and cyclopentylamine (10 mL) was obtained *N*-cyclopentyl-3-[2-(cyclopentylamino)-4-pyrimidinyl]-2-(4-methoxyphenyl)imidazo[1,2-*a*]pyridin-8-amine (397 mg, 53%) as a solid. <sup>1</sup>H NMR (CDCl<sub>3</sub>) δ 8.86 (d, 1H), 8.04 (d, 1H), 7.57 (d, 2H), 6.94 (d, 2H), 6.76 (t, 1H), 6.40 (d, 1H), 6.28 (d, 1H), 5.27 (d, 1H), 5.17 (d, 1H), 4.36 (m, 1H), 3.91 (m, 1H), 3.86 (s, 3H), 2.0-2.1 (m, 4H), 1.4-1.9 (m, 12H); MS *m/z* 469 (M+1).

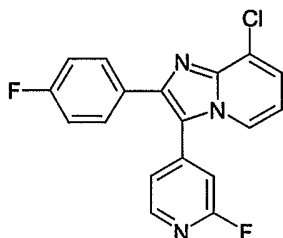
Example 11: 4-{8-(Cyclopentylamino)-3-[2-(cyclopentylamino)-4-pyrimidinyl]imidazo[1,2-*a*]pyridin-2-yl}phenol.



To a solution of *N*-cyclopentyl-3-[2-(cyclopentylamino)-4-pyrimidinyl]-2-(4-methoxyphenyl)imidazo[1,2-*a*]pyridin-8-amine (0.4 g, 0.9 mmol) in dichloromethane (10 mL) at -78°C was added boron tribromide (2.6 mL, 1.0 M in dichloromethane, 2.6 mmol) dropwise. The resulting solution was allowed to warm to room temperature. After stirring for 15 hours at room temperature, the mixture was cooled to 0°C and quenched by the addition of water and aqueous sodium bicarbonate. The mixture was

extracted with ethyl acetate. The organic phase was dried (magnesium sulfate), filtered and concentrated to give a solid residue which was purified by silica gel chromatography (95:5 chloroform-methanol) to give 4-{8-(cyclopentylamino)-3-[2-(cyclopentylamino)-4-pyrimidinyl]imidazo[1,2-*a*]pyridin-2-yl}phenol as a solid (280 mg, 70%). <sup>1</sup>H NMR (DMSO-*d*<sub>6</sub>): δ 9.63 (s, 1H), 8.86 (broad s, 1H), 8.07 (d, 1H), 7.37 (d, 2H), 7.30 (d, 1H), 6.80 (m, 3H), 6.30 (m, 2H), 5.60 (d, 1H), 4.19 (m, 1H), 3.89 (m, 1H), 1.9-2.1 (m, 4H), 1.4-1.9 (m, 12H); MS *m/z* 455 (M+1).

Example 12: 8-Chloro-2-(4-fluorophenyl)-3-(2-fluoro-4-pyridinyl)imidazo[1,2-*a*]pyridine



15

a) 8-Chloro-2-(4-fluorophenyl)-3-iodoimidazo[1,2-*a*]pyridine.

8-Chloro-2-(4-fluorophenyl)imidazo[1,2-*a*]pyridine (2 g, 8.1 mmol) was dissolved in dichloromethane (30 mL). To this solution was added N-iodosuccinimide (2.7 g, 12.1 mmol) and the resulting mixture stirred at room temperature overnight. Additional dichloromethane was added to the reaction mixture and this solution was extracted with 1M sodium hydroxide (2 x 60 mL) and water, dried (magnesium sulfate), filtered and concentrated to a solid. Recrystallization from acetonitrile gave 8-chloro-2-(4-fluorophenyl)-3-iodoimidazo[1,2-*a*]pyridine (2.4 g, 80%) as a white solid. <sup>1</sup>H NMR (CDCl<sub>3</sub>): δ 8.22 (d, 1H), 8.11 (q, 2H), 7.41 (d, 1H), 7.20 (t, 2H), 6.94 (t, 1H); <sup>19</sup>F NMR (CDCl<sub>3</sub>) δ -113.2; MS *m/z* 373 (M+1).

25

b) 2-Fluoropyridin-4-ylboronic acid.

To a stirred solution of *n*-butyl lithium (3.2 mL, 2.5M, 8.0 mmol) in dry diethyl ether (20 mL) at -78°C was added a solution of 2-fluoro-4-iodopyridine (1.5 g, 6.7 mmol) in dry ether (10 mL) and the reaction mixture was stirred at -78°C for 10 minutes. Tributyl borate (2.4 mL, 2.01 g, 8.7 mmol) was added and the reaction mixture was

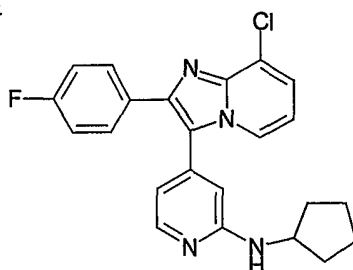
30

allowed to warm to room temperature over 2 hours. Water (5 mL) was added followed by 2N aqueous sodium hydroxide solution (10 mL) to dissolve the solids. The organic phase was separated. The aqueous phase was acidified to pH 3 using 6N hydrochloric acid and the resulting white solid was collected by filtration and dried under vacuum to give the title compound, 0.74 g (78%). <sup>1</sup>H NMR (DMSO-*d*<sub>6</sub>) δ 8.65 (br s, 2H), 8.21 (d, 1H), 7.59 (t, 1H), 7.37 (d, 1H).

c) 8-Chloro-2-(4-fluorophenyl)-3-(2-fluoro-4-pyridinyl)imidazo[1,2-*a*]pyridine.

8-Chloro-2-(4-fluorophenyl)-3-iodoimidazo[1,2-*a*]pyridine (0.15 g, 0.4 mmol) was dissolved in N,N-dimethylformamide (5 mL). To this solution was added 2-fluoro-4-pyridinylboronic acid (120 mg, 0.8 mmol), dichlorobis(triphenylphosphine)palladium (II) (60 mg, 0.08 mmol) and aqueous sodium carbonate (170 mg, 1.6 mmol). The resulting solution was heated at 100°C overnight. Water was added to the reaction mixture and the mixture was extracted with ethyl acetate. The organic phase was dried (magnesium sulfate), filtered and concentrated to a solid. Purification by silica gel chromatography (1:1 ethyl acetate: hexane) gave 8-chloro-2-(4-fluorophenyl)-3-(2-fluoropyridin-4-yl)imidazo[1,2-*a*]pyridine (110 mg, 81%) as a white solid. <sup>1</sup>H NMR (CDCl<sub>3</sub>): δ 8.41 (d, 1H), 8.09 (d, 1H), 7.62 (q, 2H), 7.42 (d, 1H), 7.29 (d, 1H), 7.07 (m, 3H), 6.87 (t, 1H); <sup>19</sup>F NMR (CDCl<sub>3</sub>) δ -65.46 and -112.94; MS *m/z* 342 (M+1).

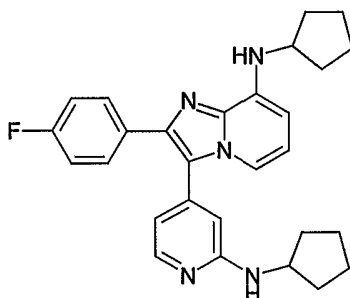
Example 13: 4-[8-Chloro-2-(4-fluorophenyl)imidazo[1,2-*a*]pyridin-3-yl]-N-cyclopentyl-2-pyridinamine



8-Chloro-2-(4-fluorophenyl)-3-(2-fluoro-4-pyridinyl)imidazo[1,2-*a*]pyridine (0.10 g, 0.29 mmol) was dissolved in cyclopentylamine (5 mL). This solution was heated in a glass tube at 150°C for 72 hours. Ethyl acetate and water were added to the reaction

mixture and the phases were separated. The organic phase was washed with water, dried (magnesium sulfate), filtered and concentrated to a solid. This solid was purified by silica gel chromatography (1:1 ethyl acetate:hexane) to give 4-[8-chloro-2-(4-fluorophenyl)imidazo[1,2-*a*]pyridin-3-yl]-*N*-cyclopentyl-2-pyridinamine (90 mg, 76%) as a white foam. <sup>1</sup>H NMR (CDCl<sub>3</sub>): δ 8.26 (d, 1H), 8.06 (d, 1H), 7.73 (q, 2H), 7.34 (d, 1H), 7.05 (t, 2H), 6.77 (t, 1H), 6.65 (dd, 1H), 6.4 (s, 1H), 4.85 (d, 1H), 3.92 (m, 1H), 2.0-1.4 (m, 8H); <sup>19</sup>F NMR (CDCl<sub>3</sub>) δ-114.07; MS *m/z* 407 (M+1).

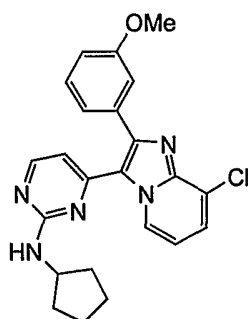
Example 14: *N*-Cyclopentyl-3-[2-(cyclopentylamino)-4-pyridinyl]-2-(4-fluorophenyl)imidazo[1,2-*a*]pyridin-8-amine.



In a similar manner as described in Example 3, from 4-[8-chloro-2-(4-fluorophenyl)imidazo[1,2-*a*]pyridin-3-yl]-*N*-cyclopentyl-2-pyridinamine (80 mg, 0.2 mmol) and cyclopentylamine was obtained, after silica gel chromatography (1:1 ethyl acetate:hexane) *N*-cyclopentyl-3-[2-(cyclopentylamino)-4-pyridinyl]-2-(4-fluorophenyl)imidazo[1,2-*a*]pyridin-8-amine (25 mg, 27 %) as a solid.

<sup>1</sup>H NMR (CDCl<sub>3</sub>): δ 8.21 (d, 1H), 7.67 (q, 2H), 7.52 (d, 1H), 7.05 (t, 2H), 6.69 (d, 1H), 6.65 (d, 1H), 6.41 (s, 1H), 6.19 (d, 1H), 5.34 (d, 1H), 4.72 (d, 1H), 4.00-3.8 (m, 2H), 1.3-2.2 (m, 16H); <sup>19</sup>F NMR (CDCl<sub>3</sub>) δ-115.10; MS *m/z* 457 (M+1).

Example 15: 4-[8-Chloro-2-(3-methoxyphenyl)imidazo[1,2-*a*]pyridin-3-yl]-*N*-cyclopentyl-2-pyrimidinamine.



10 a) 8-Chloro-2-(3-methoxyphenyl)imidazo[1,2-*a*]pyridine.

In a similar manner as described in **Example 2** from 3-chloro-2-pyridinamine (4.8 g, 37.4 mmol) and 2-bromo-1-(3-methoxyphenyl)ethanone (8.56 g, 37.4 mmol) was obtained 8-chloro-2-(3-methoxyphenyl)imidazo[1,2-*a*]pyridine (6.7 g, 70%) as a tan powder. <sup>1</sup>H NMR (CDCl<sub>3</sub>): δ 8.03 (d, 1 H), 7.89 (s, 1 H), 7.57–7.52 (m, 2 H), 7.33 (t, 1 H), 7.23 (d, 1 H), 6.89 (dd, 1 H), 6.71 (t, 1 H), 3.89 (s, 3 H); <sup>13</sup>C NMR (CDCl<sub>3</sub>): δ 159.94, 146.31, 142.96, 134.61, 129.65, 124.30, 123.58, 123.26, 118.81, 114.33, 112.02, 111.44, 109.91, 55.39; MS *m/z* 259 (M+1); Anal. Calcd for C<sub>14</sub>H<sub>11</sub>ClN<sub>2</sub>O: C, 64.93; H, 4.29; N, 10.83. Found: C, 64.58; H, 4.51; N, 10.52.

20 b) 8-Chloro-2-(3-methoxyphenyl)imidazo[1,2-*a*]pyridine-3-carbaldehyde.

In a similar manner as described in **Example 2** from 8-chloro-2-(3-methoxyphenyl)imidazo[1,2-*a*]pyridine (2.0 g, 7.75 mmol) and phosphorous oxychloride (1.08 mL, 11.62 mmol) in *N,N*-dimethylformamide (30 mL) was formed 8-chloro-2-(3-methoxyphenyl)imidazo[1,2-*a*]pyridine-3-carbaldehyde (2.2 g, 99%) as a white solid. <sup>1</sup>H NMR (CDCl<sub>3</sub>): δ 10.09 (s, 1 H), 9.60 (d, 1 H), 7.64 (d, 1 H), 7.45–7.37 (m, 3 H), 7.09–7.05 (m, 2 H), 3.90 (s, 3 H); MS *m/z* 287 (M+1); Anal. Calcd. for C<sub>15</sub>H<sub>11</sub>ClN<sub>2</sub>O<sub>2</sub>: C, 62.84; H, 3.87; N, 9.77. Found: C, 62.79; H, 3.92; N, 9.64.

c) 1-[8-Chloro-2-(3-methoxyphenyl)imidazo[1,2-*a*]pyridin-3-yl]-2-propyn-1-ol.

30 In a similar manner as described in **Example 2** from 8-chloro-2-(3-methoxyphenyl)imidazo[1,2-*a*]pyridine-3-carbaldehyde (1.06 g, 3.70 mmol) and

ethynyl magnesium bromide (18.53 mL, 0.5 M in tetrahydrofuran, 9.26 mmol) was formed 1-[8-chloro-2-(3-methoxyphenyl)imidazo[1,2-*a*]pyridin-3-yl]-2-propyn-1-ol (910 mg, 79%) as a white solid. <sup>1</sup>H NMR (CDCl<sub>3</sub>): δ 8.61 (d, 1 H), 7.33–7.26 (m, 2 H), 7.16–7.11 (m, 2 H), 6.88 (m, 1 H), 6.79 (m, 1 H), 6.14 (m, 1 H), 3.85 (s, 3 H), 3.27 (broad, 1 H), 2.64 (d, 1 H); <sup>13</sup>C NMR (CDCl<sub>3</sub>): δ 159.64, 144.46, 134.12, 129.56, 124.99, 124.51, 123.03, 121.37, 119.43, 114.54, 114.13, 111.81, 111.27, 79.96, 75.03, 55.88, 55.38; MS *m/z* 313 (M+1); Anal. Calcd. for C<sub>17</sub>H<sub>13</sub>ClN<sub>2</sub>O<sub>2</sub>: C, 65.29; H, 4.19; N, 8.96. Found: C, 65.23; H, 4.34; N, 8.81.

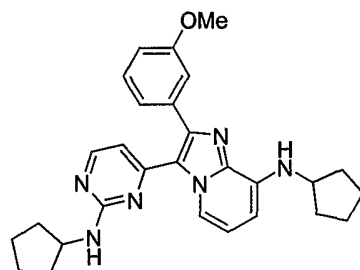
- 10 d) 1-[8-Chloro-2-(3-methoxyphenyl)imidazo[1,2-*a*]pyridin-3-yl]-2-propyn-1-one. In a similar manner as described in Example 2 from 1-[8-chloro-2-(3-methoxyphenyl)imidazo[1,2-*a*]pyridin-3-yl]-2-propyn-1-ol (870 mg, 2.78 mmol) was formed 1-[8-chloro-2-(3-methoxyphenyl)imidazo[1,2-*a*]pyridin-3-yl]-2-propyn-1-one (680 mg, 78%) as a golden foam. <sup>1</sup>H NMR (CDCl<sub>3</sub>): δ 9.66 (d, 1 H), 7.65 (d, 1 H), 7.34 (t, 1 H), 7.28–7.22 (m, 2 H), 7.10 (t, 1 H), 7.02 (m, 1 H), 3.86 (s, 3 H), 2.86 (s, 1 H); MS *m/z* 311 (M+1).

e) 4-[8-Chloro-2-(3-methoxyphenyl)imidazo[1,2-*a*]pyridin-3-yl]-*N*-cyclopentyl-2-pyrimidinamine.

- 20 In a similar manner as described in Example 2 from 1-[8-chloro-2-(3-methoxyphenyl)imidazo[1,2-*a*]pyridin-3-yl]-2-propyn-1-one (530 mg, 1.70 mmol), *N*-cyclopentyl guanidine hydrochloride (557 mg, 3.41 mmol) and potassium carbonate in ethanol was formed 4-[8-chloro-2-(3-methoxyphenyl)imidazo[1,2-*a*]pyridin-3-yl]-*N*-cyclopentyl-2-pyrimidinamine (390 mg, 55%) as a white solid. <sup>1</sup>H NMR (CDCl<sub>3</sub>): δ 9.53 (broad, 1 H), 8.10 (d, 1 H), 7.40 (d, 1 H), 7.31 (t, 1 H), 7.26–7.21 (m, 2 H), 6.94 (m, 1 H), 6.85 (t, 1 H), 6.44 (d, 1 H), 5.18 (d, 1 H), 4.33 (m, 1 H), 3.82 (s, 3 H), 2.14–2.07 (m, 2 H), 1.82–1.74 (m, 2 H), 1.72–1.64 (m, 2 H), 1.63–1.54 (m, 2 H); <sup>13</sup>C NMR (CDCl<sub>3</sub>): δ 1161.79, 159.68, 157.90, 157.70, 148.82, 143.61, 135.54, 129.61, 126.08, 125.30, 123.18, 122.21, 114.93, 114.61, 112.43, 111.27, 110.04, 55.39, 53.06, 33.54, 23.81; MS *m/z* 420 (M+1); Anal. Calcd. for C<sub>23</sub>H<sub>22</sub>ClN<sub>5</sub>O: C, 65.79; H, 5.28; N, 16.68. Found: C, 65.78; H, 5.09; N, 16.70.

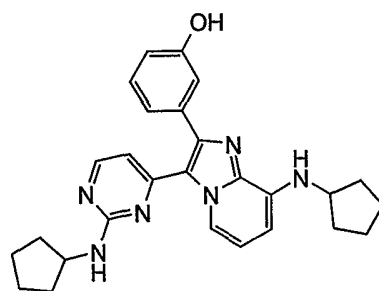


Example 16: *N*-Cyclopentyl-3-[2-(cyclopentylamino)-4-pyrimidinyl]-2-(3-methoxyphenyl)imidazo[1,2-*a*]pyridin-8-amine.



In a similar manner as described in Example 3 from 4-[8-chloro-2-(3-methoxyphenyl)imidazo[1,2-*a*]pyridin-3-yl]-*N*-cyclopentyl-2-pyrimidinamine (162 mg, 0.39 mmol) and cyclopentylamine was formed *N*-cyclopentyl-3-[2-(cyclopentylamino)-4-pyrimidinyl]-2-(3-methoxyphenyl)imidazo[1,2-*a*]pyridin-8-amine (55 mg, 31%) as a white solid. <sup>1</sup>H NMR (CDCl<sub>3</sub>): δ 8.90 (m, 1 H), 8.08 (d, 1 H), 7.37-7.22 (m, 2 H), 6.96 (m, 1 H), 6.79 (t, 1 H), 6.43 (d, 1 H), 6.30 (d, 1 H), 5.40 (d, 1 H), 5.31 (d, 1 H), 4.37 (m, 1 H), 3.94 (m, 1 H), 3.85 (s, 3 H), 2.14-2.07 (m, 4 H), 1.82-1.56 (m, 12 H); MS *m/z* 469 (M+1).

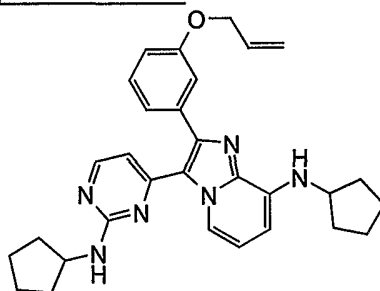
Example 17: 3-{8-(Cyclopentylamino)-3-[2-(cyclopentylamino)-4-pyrimidinyl]imidazo[1,2-*a*]pyridin-2-yl}phenol.



To a cold (-78°C) solution of formed *N*-cyclopentyl-3-[2-(cyclopentylamino)-4-pyrimidinyl]-2-(3-methoxyphenyl)imidazo[1,2-*a*]pyridin-8-amine (42 mg, 0.09 mmol) in dichloromethane (5 mL) was added boron tribromide (0.5 mL, 1 M in dichloromethane, 0.5 mmol) dropwise. The solution was allowed to warm to room temperature over 4 hours and stirred for an additional 16 hours. The reaction was quenched by the addition of methanol followed by saturated aqueous sodium

bicarbonate. Ether was added and the layers separated. The organic layer was washed with brine. The aqueous layer was extracted with ether and the combined organics were dried over magnesium sulfate. Filtration and concentration followed by flash chromatography (1:1 hexanes:ethyl acetate) provided 3-{8-(cyclopentylamino)-3-[2-(cyclopentylamino)-4-pyrimidinyl]imidazo[1,2-*a*]pyridin-2-yl}phenol (30 mg, 73%) as a yellow solid. <sup>1</sup>H NMR (CDCl<sub>3</sub>): δ 8.90 (broad, 1 H), 7.96 (d, 1 H), 7.31 (s, 1 H), 7.17 (t, 1 H), 7.01 (d, 1 H), 6.81-6.75 (m, 2 H), 6.38 (d, 1 H), 6.27 (d, 1 H), 5.53 (d, 1 H), 5.28 (d, 1 H), 4.30 (m, 1 H), 3.88 (m, 1 H), 2.10-1.93 (m, 4 H), 1.78-1.48 (m, 12 H); MS *m/z* 455 (M+1).

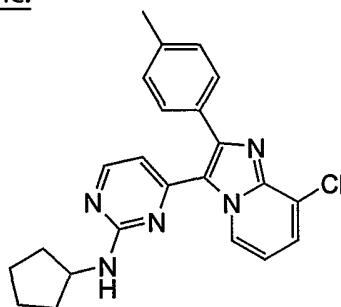
Example 18: 2-[3-(Allyloxy)phenyl]-*N*-cyclopentyl-3-[2-(cyclopentylamino)-4-pyrimidinyl]imidazo[1,2-*a*]pyridin-8-amine.



To a solution of 3-{8-(cyclopentylamino)-3-[2-(cyclopentylamino)-4-pyrimidinyl]imidazo[1,2-*a*]pyridin-2-yl}phenol (12 mg, 0.03 mmol) in *N,N*-dimethylformamide was added cesium carbonate (11 mg, 0.04 mmol) followed by allyl bromide (0.1 mL, 1.15 mmol). The resulting mixture was stirred at room temperature for 5 hours. Ether was added followed by water. The organic layer was washed with brine. The aqueous layer was extracted with ether and the combined organics were dried over magnesium sulfate. Filtration and concentration followed by flash chromatography (2:1 hexanes:ethyl acetate) provided 2-[3-(allyloxy)phenyl]-*N*-cyclopentyl-3-[2-(cyclopentylamino)-4-pyrimidinyl]imidazo[1,2-*a*]pyridin-8-amine (10 mg, 77%) as an oil. <sup>1</sup>H NMR (CDCl<sub>3</sub>): δ 8.87 (broad, 1 H), 8.01 (d, 1 H), 7.30 (t, 1 H), 7.20-7.17 (m, 2 H), 6.95 (m, 1 H), 6.78 (t, 1 H), 6.38 (d, 1 H), 6.28 (d, 1 H), 6.03 (m, 1 H), 5.43-5.24 (m, 4 H), 4.54 (d, 2 H), 4.34 (m, 1 H), 3.91 (m, 1 H), 2.12-2.04 (m, 4 H), 1.82-1.55 (m, 12 H); MS *m/z* 495 (M+1). This material was treated with anhydrous

hydrochloric acid in ether to provide the corresponding hydrochloride salt as a yellow solid.

Example 19: 4-[8-Chloro-2-(4-methylphenyl)imidazo[1,2-*a*]pyridin-3-yl]-*N*-cyclopentyl-2-pyrimidinamine.



a) 8-Chloro-2-(4-methylphenyl)imidazo[1,2-*a*]pyridine.

In a similar manner as described in Example 2 from 2-bromo-1-(4-methylphenyl)ethanone (3.5 g, 16.4 mmol) and 3-chloro-2-pyridinamine (2.1 g, 16.4 mmol) was formed 8-chloro-2-(4-methylphenyl)imidazo[1,2-*a*]pyridine (4 g, 99%) as a white solid. <sup>1</sup>H NMR (CDCl<sub>3</sub>): δ 8.06 (d, 1 H), 7.90 (d, 2 H), 7.89 (s, 1 H), 7.26 (d, 2 H), 7.24 (d, 1 H), 6.72 (t, 1 H), 2.40 (s, 3 H); MS *m/z* 243 (M+1).

b) 8-Chloro-2-(4-methylphenyl)imidazo[1,2-*a*]pyridine-3-carbaldehyde.

In a similar manner as described in Example 2 from 8-chloro-2-(4-methylphenyl)imidazo[1,2-*a*]pyridine (4 g, 16.4 mmol) and phosphorous oxychloride (2.29 mL, 24.6 mmol) in *N,N*-dimethylformamide (50 mL) was formed 8-chloro-2-(4-methylphenyl)imidazo[1,2-*a*]pyridine-3-carbaldehyde (1.7 g, 38%) as a white solid. <sup>1</sup>H NMR (CDCl<sub>3</sub>): δ 10.09 (s, 1 H), 9.61 (d, 1 H), 7.77 (d, 2 H), 7.64 (d, 1 H), 7.35 (d, 2 H), 7.06 (t, 1 H), 2.46 (s, 3 H); <sup>13</sup>C NMR (CDCl<sub>3</sub>): δ 180.07, 158.51, 145.16, 140.34, 129.93, 129.62, 129.15, 129.01, 127.26, 123.40, 121.69, 114.81, 21.42; MS *m/z* 271 (M+1).

c) 1-[8-Chloro-2-(4-methylphenyl)imidazo[1,2-*a*]pyridin-3-yl]-2-propyn-1-ol.

In a similar manner as described in Example 2 from 8-chloro-2-(4-methylphenyl)imidazo[1,2-*a*]pyridine-3-carbaldehyde (1.04 g, 3.85 mmol) and ethynyl magnesium bromide (19.25 mL, 0.5 M in tetrahydrofuran, 9.62 mmol) was formed 1-[8-chloro-2-(4-methylphenyl)imidazo[1,2-*a*]pyridin-3-yl]-2-propyn-1-ol (1.1 g, 99%)

as a white solid. <sup>1</sup>H NMR (CDCl<sub>3</sub>): δ 8.57 (d, 1 H), 7.37 (d, 2 H), 7.26 (m, 1 H), 7.10 (d, 2 H), 6.75 (t, 1 H), 6.10 (d, 1 H), 3.71 (broad, 1 H), 2.62 (d, 1 H), 2.33 (s, 3 H); MS *m/z* 297 (M+1).

5 d) 1-[8-Chloro-2-(4-methylphenyl)imidazo[1,2-*a*]pyridin-3-yl]-2-propyn-1-one.

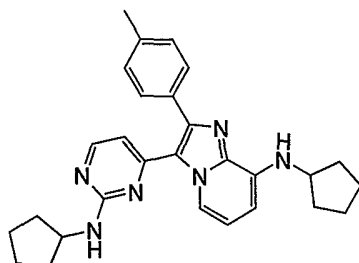
In a similar manner as described in Example 2 from 1-[8-chloro-2-(4-methylphenyl)imidazo[1,2-*a*]pyridin-3-yl]-2-propyn-1-ol (1.10 g, 3.71 mmol) was formed 1-[8-chloro-2-(4-methylphenyl)imidazo[1,2-*a*]pyridin-3-yl]-2-propyn-1-one (943 mg, 87%) as a brown solid. <sup>1</sup>H NMR (CDCl<sub>3</sub>): δ 9.68 (d, 1 H), 7.67-7.61 (m, 3 H),  
10 7.27-7.07 (m, 3 H), 2.86 (s, 1 H), 2.44 (s, 3 H); MS *m/z* 295 (M+1).

e) 4-[8-Chloro-2-(4-methylphenyl)imidazo[1,2-*a*]pyridin-3-yl]-*N*-cyclopentyl-2-pyrimidinamine.

15 e) 4-[8-Chloro-2-(4-methylphenyl)imidazo[1,2-*a*]pyridin-3-yl]-*N*-cyclopentyl-2-pyrimidinamine.

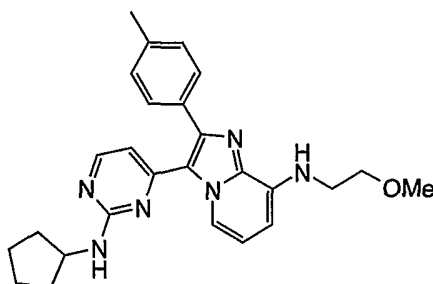
In a similar manner as described in Example 2 from 1-[8-chloro-2-(4-methylphenyl)imidazo[1,2-*a*]pyridin-3-yl]-2-propyn-1-one (743 mg, 2.52 mmol), *N*-cyclopentyl guanidine hydrochloride (618 mg, 3.79 mmol) and potassium carbonate in ethanol was formed 4-[8-chloro-2-(4-methylphenyl)imidazo[1,2-*a*]pyridin-3-yl]-*N*-  
20 cyclopentyl-2-pyrimidinamine (513 mg, 51%) as a yellow solid. <sup>1</sup>H NMR (CDCl<sub>3</sub>): δ 9.51 (broad, 1 H), 8.08 (d, 1 H), 7.56 (d, 2 H), 7.38 (d, 1 H), 7.21 (d, 2 H), 6.83 (t, 1 H), 6.45 (d, 1 H), 5.19 (d, 1 H), 4.33 (m, 1 H), 2.40 (s, 3 H), 2.14-2.07 (m, 2 H), 1.82-1.74 (m, 2 H), 1.72-1.65 (m, 2 H), 1.64-1.53 (m, 2 H); <sup>13</sup>C NMR (CDCl<sub>3</sub>): δ 161.81, 157.91, 157.85, 149.12, 143.64, 138.64, 131.25, 129.52, 129.25, 125.97, 125.16, 123.08, 119.52, 112.26,  
25 110.02, 53.06, 33.53, 23.80, 21.39; MS *m/z* 404 (M+1).

Example 20: *N*-Cyclopentyl-3-[2-(cyclopentylamino)-4-pyrimidinyl]-2-(4-methylphenyl)imidazo[1,2-*a*]pyridin-8-amine.



In a similar manner as described in Example 3 from 4-[8-chloro-2-(4-methylphenyl)imidazo[1,2-*a*]pyridin-3-yl]-*N*-cyclopentyl-2-pyrimidinamine (130 mg, 0.32 mmol) and cyclopentylamine was formed *N*-cyclopentyl-3-[2-(cyclopentylamino)-4-pyrimidinyl]-2-(4-methylphenyl)imidazo[1,2-*a*]pyridin-8-amine (110 mg, 76%) as a yellow solid. <sup>1</sup>H NMR (CDCl<sub>3</sub>): δ 8.86 (broad, 1 H), 8.02 (d, 1 H), 7.52 (d, 2 H), 7.20 (d, 2 H), 6.74 (t, 1 H), 6.38 (d, 1 H), 6.25 (d, 1 H), 5.28-5.26 (m, 2 H), 4.34 (m, 1 H), 3.90 (m, 1 H), 2.39 (s, 3 H), 2.12-2.04 (m, 4 H), 1.80-1.53 (m, 12 H); <sup>13</sup>C NMR (CDCl<sub>3</sub>): δ 161.79, 158.57, 157.17, 146.77, 139.94, 138.08, 136.70, 132.14, 129.29, 129.24, 119.10, 115.25, 114.18, 109.70, 99.69, 54.22, 52.98, 33.48, 33.17, 24.16, 23.77, 21.32; MS *m/z* 453 (M+1).

Example 21: 3-[2-(Cyclopentylamino)-4-pyrimidinyl]-*N*-(2-methoxyethyl)-2-(4-methylphenyl)imidazo[1,2-*a*]pyridin-8-amine.



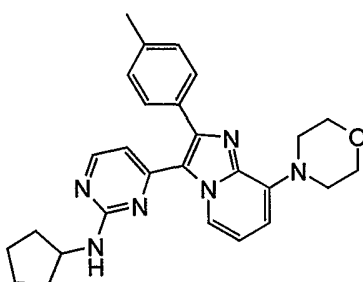
In a similar manner as described in Example 3 from 4-[8-chloro-2-(4-methylphenyl)imidazo[1,2-*a*]pyridin-3-yl]-*N*-cyclopentyl-2-pyrimidinamine (128 mg, 0.32 mmol) and 2-methoxyethylamine was formed 3-[2-(cyclopentylamino)-4-pyrimidinyl]-*N*-(2-methoxyethyl)-2-(4-methylphenyl)imidazo[1,2-*a*]pyridin-8-amine

(37 mg, 30%) as a yellow solid.  $^1\text{H}$  NMR ( $\text{CDCl}_3$ ):  $\delta$  8.88 (broad, 1 H), 8.03 (d, 1 H), 7.52 (d, 2 H), 7.20 (d, 2 H), 6.75 (t, 1 H), 6.40 (d, 1 H), 6.26 (d, 1 H), 5.48 (m, 1 H), 5.21 (d, 1 H), 4.34 (m, 1 H), 3.68 (m, 2 H), 3.45 (m, 2 H), 3.40 (s, 3 H), 2.39 (s, 3 H), 2.14-2.06 (m, 2 H), 1.80-1.54 (m, 6 H); MS  $m/z$  443 ( $M+1$ ).

5

Example 22: *N*-Cyclopentyl-4-[2-(4-methylphenyl)-8-(4-morpholinyl)imidazo[1,2-*a*]pyridin-3-yl]-2-pyrimidinamine.

10



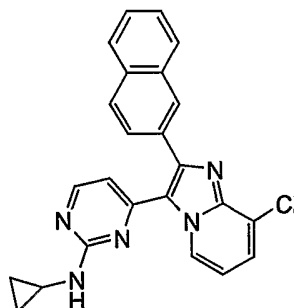
15

In a similar manner as described in **Example 3** from 4-[8-chloro-2-(4-methylphenyl)imidazo[1,2-*a*]pyridin-3-yl]-*N*-cyclopentyl-2-pyrimidinamine (120 mg, 0.30 mmol) and morpholine was formed *N*-cyclopentyl-4-[2-(4-methylphenyl)-8-(4-morpholinyl)imidazo[1,2-*a*]pyridin-3-yl]-2-pyrimidinamine (89 mg, 66%) as a yellow solid.  $^1\text{H}$  NMR ( $\text{CDCl}_3$ ):  $\delta$  9.11 (broad, 1 H), 8.07 (d, 1 H), 7.57 (d, 2 H), 7.19 (d, 2 H), 6.77 (t, 1 H), 6.56 (d, 1 H), 6.45 (d, 1 H), 5.26 (broad, 1 H), 4.34 (m, 1 H), 3.97 (m, 4 H), 3.56 (m, 4 H), 2.38 (s, 3 H), 2.13-2.06 (m, 2 H), 1.80-1.51 (m, 6 H); MS  $m/z$  455 ( $M+1$ ).

20

Example 23: 4-[8-Chloro-2-(2-naphthyl)imidazo[1,2-*a*]pyridin-3-yl]-*N*-cyclopropyl-2-pyrimidinamine.

25



a) 8-Chloro-2-(2-naphthyl)imidazo[1,2-*a*]pyridine.

In a similar manner as described in **Example 2** from 2-bromo-1-(2-naphthyl)ethanone (2.7 g, 21.0 mmol) and 3-chloro-2-pyridinamine (5.23 g, 21.0 mmol) was formed 8-

30

chloro-2-(2-naphthyl)imidazo[1,2-*a*]pyridine (3.18 g, 54%) was a tan solid. <sup>1</sup>H NMR (DMSO-*d*<sub>6</sub>): δ 8.65 (s, 1 H), 8.55 (m, 2 H), 8.09 (dd, 1 H), 8.03–7.90 (m, 3 H), 7.54–7.44 (m, 3 H), 6.90 (t, 1 H); <sup>13</sup>C NMR (DMSO-*d*<sub>6</sub>): δ 145.34, 142.84, 133.92, 133.45, 131.47, 129.01, 128.89, 128.33, 127.19, 126.93, 126.83, 124.99, 124.84, 124.74, 121.82, 112.86, 112.39; MS *m/z* 279 (M+1); Anal. Calcd. for C<sub>17</sub>H<sub>11</sub>ClN<sub>2</sub>: C, 73.25; H, 3.98; N, 10.05. Found: C, 72.98; H, 3.97; N, 9.92.

b) 8-Chloro-2-(2-naphthyl)imidazo[1,2-*a*]pyridine-3-carbaldehyde.

In a similar manner as described in Example 2 from 8-chloro-2-(2-naphthyl)imidazo[1,2-*a*]pyridine (1.75 g, 6.3 mmol) and phosphorous oxychloride (0.88 mL, 9.4 mmol) in *N,N*-dimethylformamide (15 mL) was formed 8-chloro-2-(2-naphthyl)imidazo[1,2-*a*]pyridine-3-carbaldehyde (1.92 g, 99%) as a white solid. <sup>1</sup>H NMR (CDCl<sub>3</sub>): δ 10.18 (s, 1 H), 9.63 (d, 1 H), 8.33 (s, 1 H), 8.02–7.91 (m, 4 H), 7.66 (d, 1 H), 7.59–7.55 (m, 2 H), 7.08 (t, 1 H); <sup>13</sup>C NMR (CDCl<sub>3</sub>): δ 180.17, 158.30, 145.27, 133.90, 133.10, 130.13, 129.29, 129.24, 128.76, 128.66, 127.82, 127.30, 126.82, 126.80, 123.54, 122.03, 115.00; MS *m/z* 307 (M+1); Anal. Calcd. for C<sub>18</sub>H<sub>11</sub>ClN<sub>2</sub>O•1H<sub>2</sub>O: C, 66.66; H, 3.39; N, 8.64. Found: C, 66.32; H, 3.63; N, 8.76.

c) 1-[8-Chloro-2-(2-naphthyl)imidazo[1,2-*a*]pyridin-3-yl]-2-propyn-1-ol.

In a similar manner as described in Example 2 from 8-chloro-2-(2-naphthyl)imidazo[1,2-*a*]pyridine-3-carbaldehyde (1.05 g, 3.42 mmol) and ethynyl magnesium bromide (17.1 mL, 0.5 M in tetrahydrofuran, 8.55 mmol) was formed 1-[8-chloro-2-(2-naphthyl)imidazo[1,2-*a*]pyridin-3-yl]-2-propyn-1-ol (1.1 g, 99%) as a white solid. <sup>1</sup>H NMR (DMSO-*d*<sub>6</sub>): δ 8.71 (d, 1 H), 8.23 (s, 1 H), 8.07–8.03 (m, 2 H), 7.97 (m, 1 H), 7.87 (dd, 1 H), 7.61–7.56 (m, 3 H), 7.08 (t, 1 H), 6.59 (d, 1 H), 6.10 (dd, 1 H), 3.67 (d, 1 H); MS *m/z* 333 (M+1).

d) 1-[8-Chloro-2-(2-naphthyl)imidazo[1,2-*a*]pyridin-3-yl]-2-propyn-1-one.

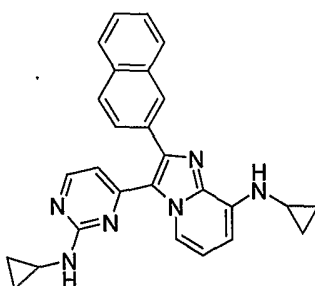
In a similar manner as described in Example 2 from 1-[8-chloro-2-(2-naphthyl)imidazo[1,2-*a*]pyridin-3-yl]-2-propyn-1-ol (1.11 g, 3.34 mmol) was formed 1-[8-chloro-2-(2-naphthyl)imidazo[1,2-*a*]pyridin-3-yl]-2-propyn-1-one (800 mg,

72%) as a solid.  $^1\text{H}$  NMR ( $\text{CDCl}_3$ ):  $\delta$  9.72 (d, 1 H), 8.25 (s, 1 H), 7.94–7.82 (m, 4 H), 7.69 (d, 1 H), 7.55 (m, 2 H), 7.13 (t, 1 H), 2.68 (s, 1 H); MS  $m/z$  331 ( $M+1$ ).

e) 4-[8-Chloro-2-(2-naphthyl)imidazo[1,2-*a*]pyridin-3-yl]-*N*-cyclopropyl-2-pyrimidinamine.

In a similar manner as described in Example 2 from 1-[8-chloro-2-(2-naphthyl)imidazo[1,2-*a*]pyridin-3-yl]-2-propyn-1-one (800 mg, 2.42 mmol), *N*-cyclopropyl guanidine sulfate (711 mg, 2.42 mmol) and potassium carbonate in ethanol was formed 4-[8-chloro-2-(2-naphthyl)imidazo[1,2-*a*]pyridin-3-yl]-*N*-cyclopropyl-2-pyrimidinamine (170 mg, 17%) as a yellow solid.  $^1\text{H}$  NMR ( $\text{CDCl}_3$ ):  $\delta$  9.87 (broad, 1 H), 8.29 (s, 1 H), 8.10 (d, 1 H), 7.93–7.88 (m, 3 H), 7.76 (m, 1 H), 7.58–7.52 (m, 2 H), 7.46 (d, 1 H), 6.90 (t, 1 H), 6.52 (d, 1 H), 5.71 (broad, 1 H), 2.90 (m, 1 H), 0.96–0.90 (m, 2 H), 0.73–0.69 (m, 2 H); MS  $m/z$  412 ( $M+1$ ).

Example 24: *N*-Cyclopropyl-3-[2-(cyclopropylamino)-4-pyrimidinyl]-2-(2-naphthyl)imidazo[1,2-*a*]pyridin-8-amine.

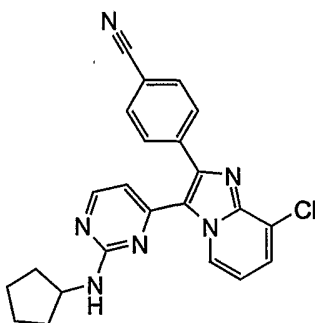


In a similar manner as described in Example 3 from 4-[8-chloro-2-(2-naphthyl)imidazo[1,2-*a*]pyridin-3-yl]-*N*-cyclopropyl-2-pyrimidinamine (83 mg, 0.20 mmol) and cyclopropylamine was formed *N*-cyclopropyl-3-[2-(cyclopropylamino)-4-pyrimidinyl]-2-(2-naphthyl)imidazo[1,2-*a*]pyridin-8-amine (25 mg, 30%) as a white solid.  $^1\text{H}$  NMR ( $\text{CDCl}_3$ ):  $\delta$  9.19 (broad, 1 H), 8.17 (s, 1 H), 8.01 (d, 1 H), 7.88–7.84 (m, 3 H), 7.70 (d, 1 H), 7.51–7.48 (m, 2 H), 6.82 (t, 1 H), 6.68 (d, 1 H), 6.44 (d, 1 H), 5.64 (s, 1 H), 5.50 (s, 1 H), 2.86 (m, 1 H), 2.58 (m, 1 H), 0.91–0.86 (m, 2 H), 0.83–0.79 (m, 2 H), 0.66 (m, 4 H);  $^{13}\text{C}$  NMR ( $\text{CDCl}_3$ ):  $\delta$  163.03, 158.41, 157.31, 147.00, 139.99, 137.51, 133.48,



133.20, 132.60, 128.62, 128.37, 128.18, 127.70, 127.25, 126.37, 126.20, 119.40, 116.73, 114.31, 110.34, 101.19, 24.48, 24.08, 7.44, 7.03; MS  $m/z$  433 (M+1).

Example 25: 4-{8-Chloro-3-[2-(cyclopentylamino)-4-pyrimidinyl]imidazo[1,2-  
a]pyridin-2-yl}benzonitrile.



a) 4-(8-Chloroimidazo[1,2-a]pyridin-2-yl)benzonitrile.

In a similar manner as described in Example 2 from 4-(bromoacetyl)benzonitrile (3.68 g, 16.4 mmol) and 3-chloro-2-pyridinamine (2.1 g, 16.4 mmol) was formed 4-(8-chloroimidazo[1,2-a]pyridin-2-yl)benzonitrile (1.5 g, 36%) as a white solid.  $^1\text{H}$  NMR ( $\text{CDCl}_3$ ):  $\delta$  8.09-8.07 (m, 3 H), 7.99 (s, 1 H), 7.69 (d, 2 H), 7.29 (d, 1 H), 6.77 (t, 1 H);  $^{13}\text{C}$  NMR ( $\text{CDCl}_3$ ):  $\delta$  144.23, 143.38, 137.64, 132.51, 126.65, 124.49, 124.33, 123.64, 118.95, 112.63, 111.42, 110.97; MS  $m/z$  254 (M+1); Anal. Calcd. for  $\text{C}_{14}\text{H}_8\text{ClN}_3 \cdot 1/3\text{H}_2\text{O}$ : C, 64.61; H, 3.07; N, 16.15. Found: C, 64.34; H, 3.02; N, 15.93.

b) 4-(8-Chloro-3-formylimidazo[1,2-a]pyridin-2-yl)benzonitrile.

In a similar manner as described in Example 2 from 4-(8-chloroimidazo[1,2-a]pyridin-2-yl)benzonitrile (1.47 g, 5.81 mmol) and phosphorous oxychloride (0.81 mL, 8.71 mmol) in *N,N*-dimethylformamide (15 mL) was formed 4-(8-chloro-3-formylimidazo[1,2-a]pyridin-2-yl)benzonitrile (1.63 g, 99%) as a white solid.  $^1\text{H}$  NMR ( $\text{DMSO}-d_6$ ):  $\delta$  10.09 (s, 1 H), 9.55 (d, 1 H), 8.17 (d, 2 H), 8.06 (d, 2 H), 8.00 (d, 1 H), 7.37 (t, 1 H), ;  $^{13}\text{C}$  NMR ( $\text{DMSO}-d_6$ ):  $\delta$  179.83, 153.83, 144.13, 136.27, 132.76, 130.52, 130.13, 127.29, 122.04, 121.88, 118.50, 116.31, 112.28; MS  $m/z$  282 (M+1).

c) 4-[8-Chloro-3-(1-hydroxy-2-propynyl)imidazo[1,2-*a*]pyridin-2-yl]benzonitrile.

In a similar manner as described in Example 2 from 4-(8-chloro-3-formylimidazo[1,2-*a*]pyridin-2-yl)benzonitrile (830 mg, 2.95 mmol) and ethynyl magnesium bromide (7.08 mL, 0.5 M in tetrahydrofuran, 3.54 mmol) was formed 4-[8-chloro-3-(1-

- 5 hydroxy-2-propynyl)imidazo[1,2-*a*]pyridin-2-yl]benzonitrile (910 mg, 99%) as a white solid. <sup>1</sup>H NMR (DMSO-*d*<sub>6</sub>): δ 8.71 (d, 1 H), 7.99 (d, 2 H), 7.93 (d, 2 H), 7.63 (d, 1 H), 7.10 (t, 1 H), 6.62 (d, 1 H), 6.04 (m, 1 H), 3.68 (d, 1 H); MS *m/z* 308 (M+1).

d) 4-(8-Chloro-3-propioloylimidazo[1,2-*a*]pyridin-2-yl)benzonitrile.

- 10 In a similar manner as described in Example 2 from 4-[8-chloro-3-(1-hydroxy-2-propynyl)imidazo[1,2-*a*]pyridin-2-yl]benzonitrile (832 mg, 2.71 mmol) was formed 4-(8-chloro-3-propioloylimidazo[1,2-*a*]pyridin-2-yl)benzonitrile (800 mg, 96%) as a brown solid. <sup>1</sup>H NMR (CDCl<sub>3</sub>): δ 9.68 (d, 1 H), 7.86 (d, 2 H), 7.77 (d, 2 H), 7.71 (d, 1 H), 7.17 (m, 1 H), 2.90 (m, 1 H); MS *m/z* 306 (M+1).

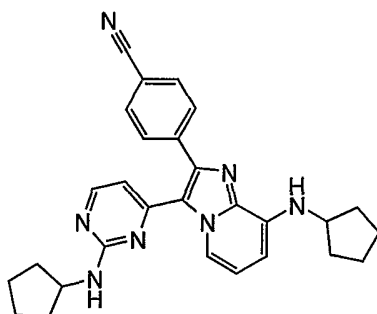
15

e) 4-{8-Chloro-3-[2-(cyclopentylamino)-4-pyrimidinyl]imidazo[1,2-*a*]pyridin-2-yl}benzonitrile.

In a similar manner as described in Example 2 from 4-(8-chloro-3-propioloylimidazo[1,2-*a*]pyridin-2-yl)benzonitrile (690 mg, 2.26 mmol),

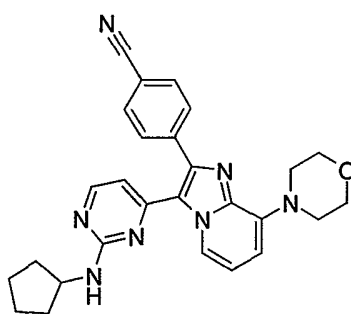
- 20 *N*-cyclopentyl guanidine hydrochloride (553 mg, 3.39 mmol) and sodium ethoxide in ethanol was formed 4-{8-chloro-3-[2-(cyclopentylamino)-4-pyrimidinyl]imidazo[1,2-*a*]pyridin-2-yl}benzonitrile (300 mg, 32%) as a white solid. <sup>1</sup>H NMR (CDCl<sub>3</sub>): δ 9.30 (broad, 1 H), 8.17 (d, 1 H), 7.84 (d, 2 H), 7.69 (d, 2 H), 7.43 (d, 1 H), 6.88 (t, 1 H), 6.37 (d, 1 H), 5.25 (d, 1 H), 4.32 (m, 1 H), 2.15-2.06 (m, 2 H), 1.80-1.53 (m, 6 H); MS *m/z* 415  
25 (M+1).

Example 26: 4-{8-(Cyclopentylamino)-3-[2-(cyclopentylamino)-4-pyrimidinyl]imidazo[1,2-*a*]pyridin-2-yl}benzonitrile.



In a similar manner as described in **Example 3** from 4-{8-chloro-3-[2-(cyclopentylamino)-4-pyrimidinyl]imidazo[1,2-*a*]pyridin-2-yl}benzonitrile (73 mg, 0.18 mmol) and cyclopentylamine was formed 4-{8-(cyclopentylamino)-3-[2-(cyclopentylamino)-4-pyrimidinyl]imidazo[1,2-*a*]pyridin-2-yl}benzonitrile (30 mg, 37%) as a yellow solid. <sup>1</sup>H NMR (CDCl<sub>3</sub>): δ 8.65 (d, 1 H), 8.17 (d, 1 H), 7.86 (d, 2 H), 7.71 (d, 2 H), 6.82 (t, 1 H), 6.39 (d, 1 H), 6.31 (d, 1 H), 5.33 (d, 1 H), 5.25 (d, 1 H), 4.36 (m, 1 H), 3.96 (m, 1 H) 2.19-2.08 (m, 4 H), 1.84-1.56 (m, 12 H); IR (neat) 2225 (cm<sup>-1</sup>); MS *m/z* 464 (M+1).

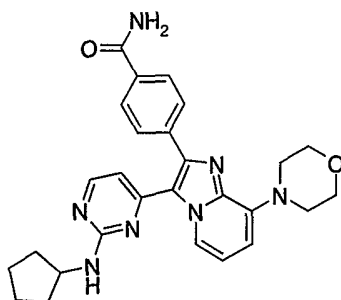
Example 27: 4-[3-[2-(Cyclopentylamino)-4-pyrimidinyl]-8-(4-morpholinyl)imidazo[1,2-*a*]pyridin-2-yl]benzonitrile.



In a similar manner as described in **Example 3** from 4-{8-chloro-3-[2-(cyclopentylamino)-4-pyrimidinyl]imidazo[1,2-*a*]pyridin-2-yl}benzonitrile (88 mg, 0.21 mmol) and morpholine was formed 4-[3-[2-(cyclopentylamino)-4-pyrimidinyl]-8-(4-morpholinyl)imidazo[1,2-*a*]pyridin-2-yl]benzonitrile (30 mg, 31%) as a yellow solid. <sup>1</sup>H NMR (CDCl<sub>3</sub>): δ 8.90 (broad, 1 H), 8.22 (m, 1 H), 7.89 (d, 2 H), 7.70 (d, 2 H), 6.86 (t, 1

H), 6.63 (d, 1 H), 6.45 (d, 1 H), 5.28 (broad, 1 H), 4.37 (m, 1 H), 4.05–4.02 (m, 4 H), 3.63–3.59 (m, 4 H), 2.20–2.08 (m, 2 H), 1.86–1.58 (m, 6 H); MS  $m/z$  466 ( $M+1$ ).

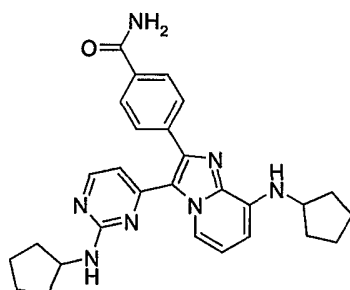
Example 28: 4-[3-[2-(Cyclopentylamino)-4-pyrimidinyl]-8-(4-morpholinyl)imidazo[1,2-*a*]pyridin-2-yl]benzamide.



To a cold (0°C) solution of 4-[3-[2-(cyclopentylamino)-4-pyrimidinyl]-8-(4-morpholinyl)imidazo[1,2-*a*]pyridin-2-yl]benzonitrile (16 mg, 0.03 mmol) in methanol (2 mL) and tetrahydrofuran (2 mL) was added concentrated ammonium hydroxide (1 mL, 28%) followed by hydrogen peroxide (0.1 mL, 30%). The cold bath was removed and the mixture was stirred at room temperature for 2 hours at which time an additional 0.1 mL of 30% hydrogen peroxide was added. After an additional 14 hours, the reaction was quenched by the addition of saturated aqueous sodium thiosulfate. Ether was added and the layers separated. The organic layer was washed with brine.

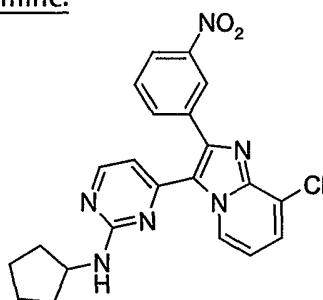
The aqueous layer was extracted with ether and the combined organics were dried over magnesium sulfate. Filtration and concentration followed by flash chromatography (3% to 10% methanol in dichloromethane) provided 4-[3-[2-(cyclopentylamino)-4-pyrimidinyl]-8-(4-morpholinyl)imidazo[1,2-*a*]pyridin-2-yl]benzamide (17 mg, 99%) as a white solid.  $^1\text{H}$  NMR ( $\text{CDCl}_3$ ):  $\delta$  9.03 (broad, 1 H), 8.15 (d, 1 H), 7.89–7.82 (m, 4 H), 6.85 (t, 1 H), 6.64 (d, 1 H), 6.44 (d, 1 H), 6.22–5.94 (broad, 2 H), 5.36 (m, 1 H), 4.37 (m, 1 H), 4.02 (m, 4 H), 3.61 (m, 4 H), 2.20–2.11 (m, 2 H), 1.84–1.57 (m, 6 H); MS  $m/z$  484 ( $M+1$ ).

Example 29: 4-{8-(Cyclopentylamino)-3-[2-(cyclopentylamino)-4-pyrimidinyl]imidazo[1,2-*a*]pyridin-2-yl}benzamide.



- 5 In a similar manner as described in **Example 28** from 4-{8-(cyclopentylamino)-3-[2-(cyclopentylamino)-4-pyrimidinyl]imidazo[1,2-*a*]pyridin-2-yl}benzonitrile (15 mg, 0.03 mmol), ammonium hydroxide, and hydrogen peroxide in tetrahydrofuran/methanol was formed 4-{8-(cyclopentylamino)-3-[2-(cyclopentylamino)-4-pyrimidinyl]imidazo[1,2-*a*]pyridin-2-yl}benzamide (8 mg, 52%) as a yellow solid. <sup>1</sup>H NMR (CDCl<sub>3</sub>): δ 8.76 (broad, 1 H), 8.12 (d, 1 H), 7.88 (d, 2 H), 7.81 (d, 2 H), 6.82 (t, 1 H), 6.40 (d, 1 H), 6.31 (d, 1 H), 5.27 (m, 2 H), 4.38 (m, 1 H), 3.97 (m, 1 H), 2.19-2.10 (m, 4 H), 1.84-1.58 (m, 12 H); MS *m/z* 482 (M+1).

Example 30: *N*-{4-[8-Chloro-2-(3-nitrophenyl)imidazo[1,2-*a*]pyridin-3-yl]-2-pyrimidinyl}-*N*-cyclopentylamine.



a) 8-Chloro-2-(3-nitrophenyl)imidazo[1,2-*a*]pyridine.

- In a similar manner as described in **Example 2** from 2-bromo-1-(3-nitrophenyl)ethanone (4.27 g, 17.5 mmol) and 3-chloro-2-pyridinamine (2.25 g, 17.5 mmol) was formed 8-chloro-2-(3-nitrophenyl)imidazo[1,2-*a*]pyridine (2.80 g, 59%) as a white solid. <sup>1</sup>H NMR (CDCl<sub>3</sub>): δ 8.76 (m, 1 H), 8.40 (d, 1 H), 8.18 (m, 1 H), 8.11 (d, 1 H), 8.04 (s, 1 H), 7.62 (t, 1 H), 7.30 (d, 1 H), 6.79 (t, 1 H); <sup>13</sup>C NMR (CDCl<sub>3</sub>): δ 148.65, 144.03, 143.35, 135.11, 132.26, 129.72, 124.51, 124.33, 123.66, 122.82, 120.97, 112.64,

110.56; MS  $m/z$  274 ( $M+1$ ); Anal. Calcd. for  $C_{13}H_8ClN_3O_2$ : C, 57.05; H, 2.95; N, 15.35.

Found: C, 57.13; H, 3.01; N, 15.20.

b) 8-Chloro-2-(3-nitrophenyl)imidazo[1,2-*a*]pyridine-3-carbaldehyde.

5 In a similar manner as described in Example 2 from 8-chloro-2-(3-nitrophenyl)imidazo[1,2-*a*]pyridine (2.40 g, 8.79 mmol) and phosphorous oxychloride (1.23 mL, 13.18 mmol) in *N,N*-dimethylformamide (25 mL) was formed 8-chloro-2-(3-nitrophenyl)imidazo[1,2-*a*]pyridine-3-carbaldehyde (1.7 g, 38%) as a white solid.  $^1H$  NMR (DMSO- $d_6$ ):  $\delta$  10.11 (s, 1 H), 9.54 (d, 1 H), 8.72 (s, 1 H), 8.43-8.40 (m, 2 H), 7.98 (d, 10 1 H), 7.87 (t, 1 H), 7.36 (t, 1 H); MS  $m/z$  302 ( $M+1$ ).

c) 1-[8-Chloro-2-(3-nitrophenyl)imidazo[1,2-*a*]pyridin-3-yl]-2-propyn-1-ol.

In a similar manner as described in Example 2 from 8-chloro-2-(3-nitrophenyl)imidazo[1,2-*a*]pyridine-3-carbaldehyde (2.70 g, 8.97 mmol) and ethynyl magnesium bromide (54 mL, 0.5 M in tetrahydrofuran, 26.9 mmol) was formed 1-[8-chloro-2-(3-nitrophenyl)imidazo[1,2-*a*]pyridin-3-yl]-2-propyn-1-ol (2.60 g, 89%) as a white solid.  $^1H$  NMR (DMSO- $d_6$ ):  $\delta$  8.73 (d, 1 H), 8.57 (m, 1 H), 8.29 (dd, 1 H), 8.19 (d, 1 H), 7.83 (t, 1 H), 7.64 (d, 1 H), 7.11 (t, 1 H), 6.64 (d, 1 H), 6.09 (m, 1 H), 3.67 (d, 1 H); MS  $m/z$  328 ( $M+1$ ).

20

d) 1-[8-Chloro-2-(3-nitrophenyl)imidazo[1,2-*a*]pyridin-3-yl]-2-propyn-1-one.

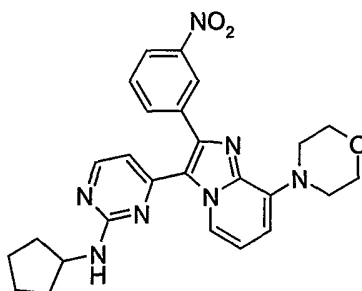
In a similar manner as described in Example 2 from 1-[8-chloro-2-(3-nitrophenyl)imidazo[1,2-*a*]pyridin-3-yl]-2-propyn-1-ol (2.5 g, 7.64 mmol) was formed 1-[8-chloro-2-(3-nitrophenyl)imidazo[1,2-*a*]pyridin-3-yl]-2-propyn-1-one (2.20 g, 88%) as a brown solid.  $^1H$  NMR (DMSO- $d_6$ ):  $\delta$  9.54 (d, 1 H), 8.57 (s, 1 H), 8.39 (d, 1 H), 8.18 (d, 1 H), 7.98 (d, 1 H), 7.77 (t, 1 H), 7.37 (t, 1 H), 4.46 (s, 1 H); MS  $m/z$  326 ( $M+1$ ).

25

e) *N*-{4-[8-Chloro-2-(3-nitrophenyl)imidazo[1,2-*a*]pyridin-3-yl]-2-pyrimidinyl}-*N*-cyclopentylamine.

In a similar manner as described in Example 2 from 1-[8-chloro-2-(3-nitrophenyl)imidazo[1,2-*a*]pyridin-3-yl]-2-propyn-1-one (1.95 g, 6.0 mmol) and  
5 *N*-cyclopentyl guanidine hydrochloride (1.46 g, 9.0 mmol) and sodium ethoxide in ethanol was formed *N*-{4-[8-chloro-2-(3-nitrophenyl)imidazo[1,2-*a*]pyridin-3-yl]-2-pyrimidinyl}-*N*-cyclopentylamine (1.0 g, 38%) as a yellow solid. <sup>1</sup>H NMR (CDCl<sub>3</sub>): δ 9.38-9.20 (broad, 1 H), 8.49 (s, 1 H), 8.29-8.24 (m, 2 H), 8.10 (d, 1 H), 7.76-7.68 (m, 2 H), 7.52 (d, 1 H), 7.10 (t, 1 H), 6.47 (broad, 1 H), 4.18 (broad, 1 H), 1.98-1.85 (m, 2 H),  
10 1.75-1.53 (m, 6 H); MS *m/z* 435 (M+1).

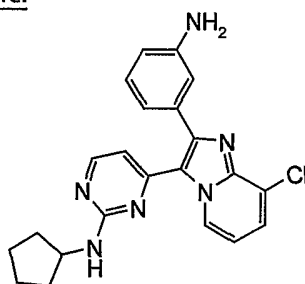
Example 31: *N*-Cyclopentyl-4-[8-(4-morpholinyl)-2-(3-nitrophenyl)imidazo[1,2-*a*]pyridin-3-yl]-2-pyrimidinamine.



20 A thick walled glass tube was charged with *N*-{4-[8-chloro-2-(3-nitrophenyl)imidazo[1,2-*a*]pyridin-3-yl]-2-pyrimidinyl}-*N*-cyclopentylamine (44 mg, 0.10 mmol) and morpholine (4 mL). The vessel was sealed and heated to 150 °C for 4 days. The mixture was concentrated *in vacuo* and purified via flash chromatography on silica gel (2:1 to 1:1 hexanes:ethyl acetate) to provide *N*-cyclopentyl-4-[8-(4-morpholinyl)-2-(3-nitrophenyl)imidazo[1,2-*a*]pyridin-3-yl]-2-pyrimidinamine (3 mg,  
25 6%) as a yellow solid. <sup>1</sup>H NMR (CDCl<sub>3</sub>): δ 8.92 (m, 1 H), 8.67 (s, 1 H), 8.21 (d, 1 H), 8.13 (m, 1 H), 8.01 (d, 1 H), 7.53 (t, 1 H), 6.83 (t, 1 H), 6.61 (d, 1 H), 6.40 (d, 1 H), 5.33 (m, 1 H), 4.33 (m, 1 H), 4.00 (m, 4 H), 3.58 (m, 4 H), 2.14-2.06 (m, 2 H), 1.83-1.54 (m, 6 H); MS *m/z* 486 (M+1).

Example 32: 4-[2-(3-Aminophenyl)-8-chloroimidazo[1,2-*a*]pyridin-3-yl]-*N*-cyclopentyl-2-pyrimidinamine.

5



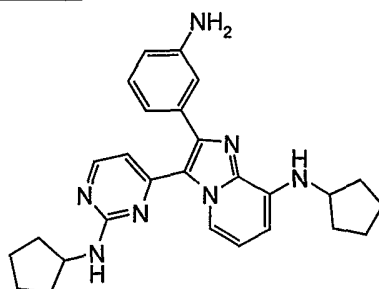
To a solution of *N*-{4-[8-chloro-2-(3-nitrophenyl)imidazo[1,2-*a*]pyridin-3-yl]-2-pyrimidinyl}-*N*-cyclopentylamine (744 mg, 1.71 mmol) in ethanol (25 mL) was added tin(II) chloride dihydrate (1.62 g, 8.57 mmol). The mixture was heated at 80°C for 4 hours. The solution was cooled to room temperature and quenched by the dropwise addition of saturated aqueous sodium bicarbonate. Dichloromethane was added and the organic layer was washed with brine. The aqueous layer was extracted with dichloromethane and the combined organics were dried over magnesium sulfate.

Filtration and concentration followed by flash chromatography (1:1 to 1:2 hexanes:ethyl acetate) provided 4-[2-(3-aminophenyl)-8-chloroimidazo[1,2-*a*]pyridin-3-yl]-*N*-cyclopentyl-2-pyrimidinamine (690 mg, 99%) as a foam. <sup>1</sup>H NMR (CDCl<sub>3</sub>): δ 9.54 (broad, 1 H), 8.10 (d, 1 H), 7.39 (d, 1 H), 7.16 (t, 1 H), 7.05 (m, 1 H), 6.97 (d, 1 H), 6.84 (t, 1 H), 6.72 (m, 1 H), 6.51 (d, 1 H), 5.18 (d, 1 H), 4.33 (m, 1 H), 3.72 (broad, 2 H), 2.14-2.06 (m, 2 H), 1.82-1.54 (m, 6 H); MS *m/z* 405 (M+1).

10  
15  
20

Example 33: 2-(3-Aminophenyl)-*N*-cyclopentyl-3-[2-(cyclopentylamino)-4-pyrimidinyl]imidazo[1,2-*a*]pyridin-8-amine.

25

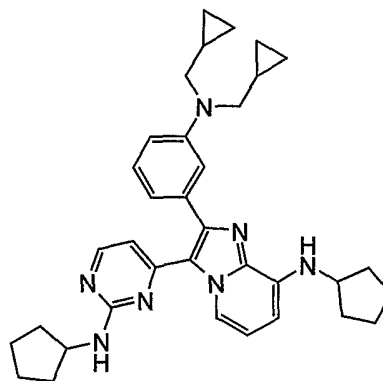
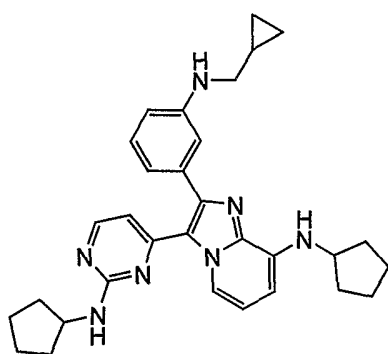




In a similar manner as described in Example 3 from 4-[2-(3-aminophenyl)-8-chloroimidazo[1,2-*a*]pyridin-3-yl]-*N*-cyclopentyl-2-pyrimidinamine (100 mg, 0.25 mmol) and cyclopentylamine was formed 2-(3-aminophenyl)-*N*-cyclopentyl-3-[2-(cyclopentylamino)-4-pyrimidinyl]imidazo[1,2-*a*]pyridin-8-amine (40 mg, 36%) as a yellow solid. <sup>1</sup>H NMR (CDCl<sub>3</sub>): δ 8.89 (broad, 1 H), 8.03 (s, 1 H), 7.16 (m, 1 H), 6.97-6.95 (m, 2 H), 6.76-6.68 (m, 2 H), 6.43 (d, 1 H), 6.25 (d, 1 H), 5.28 (broad, 2 H), 4.33 (m, 1 H), 3.91 (m, 1 H), 3.72 (broad, 2 H), 2.09-2.03 (m, 4 H), 1.82-1.54 (m, 12 H); MS *m/z* 454 (M+1).

10 Example 34: *N*-Cyclopentyl-3-[2-(cyclopentylamino)-4-pyrimidinyl]-2-{3-[(cyclopropylmethyl)amino]phenyl}imidazo[1,2-*a*]pyridin-8-amine and

Example 35: 2-{3-[Bis(cyclopropylmethyl)amino]phenyl}-*N*-cyclopentyl-3-[2-(cyclopentylamino)-4-pyrimidinyl]imidazo[1,2-*a*]pyridin-8-amine.

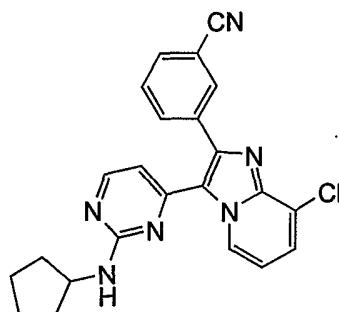


15 To a solution of 2-(3-aminophenyl)-*N*-cyclopentyl-3-[2-(cyclopentylamino)-4-pyrimidinyl]imidazo[1,2-*a*]pyridin-8-amine (26 mg, 0.06 mmol) in 1,2-dichloroethane (3 mL) was added cyclopropane carboxaldehyde (5.3 μL, 0.08 mmol), acetic acid (2 drops) and sodium triacetoxyborohydride (25 mg, 0.11 mmol). The mixture was stirred at room temperature for 2 hours and then quenched by the addition of saturated aqueous sodium bicarbonate. Ether was added and the layers separated. The organic layer was washed with brine. The aqueous layer was extracted with ether and the combined organics were dried over magnesium sulfate. Filtration and concentration followed by flash chromatography (3:1 to 2:1 hexanes:ethyl acetate) eluted first 2-{3-[bis(cyclopropylmethyl)amino]phenyl}-*N*-cyclopentyl-3-[2-(cyclopentylamino)-4-

20

pyrimidinyl]imidazo[1,2-*a*]pyridin-8-amine (3.5 mg, 10%) (Example 35) as an oil followed by *N*-cyclopentyl-3-[2-(cyclopentylamino)-4-pyrimidinyl]-2-{3-[(cyclopropylmethyl)amino]phenyl}imidazo[1,2-*a*]pyridin-8-amine (11.5 mg, 40%) (Example 34) as a yellow solid. For Example 34: <sup>1</sup>H NMR (CDCl<sub>3</sub>): δ 8.96 (d, 1 H), 8.06 (d, 1 H), 7.23 (t, 1 H), 6.95-6.92 (m, 2 H), 6.80 (t, 1 H), 6.67 (d, 1 H), 6.30 (d, 1 H), 5.32 (m, 1 H), 5.21 (m, 1 H), 4.39 (m, 1 H), 3.95 (m, 1 H), 3.00 (d, 2 H), 2.17-2.09 (m, 4 H), 1.82-1.59 (m, 12 H), 1.12 (m, 1 H), 0.57 (m, 2 H), 0.26 (m, 2 H); MS *m/z* 508 (M+1). For Example 35: <sup>1</sup>H NMR (CDCl<sub>3</sub>): δ 8.91 (broad, 1 H), 8.00 (d, 1 H), 7.23 (m, 1 H), 7.00 (s, 1 H), 6.90 (d, 1 H), 6.84 (dd, 1 H), 6.76 (t, 1 h), 6.46 (d, 1 H), 6.26 (d, 1 H), 5.28 (d, 1 H), 5.14 (m, 1 H), 4.34 (m, 1 H), 3.91 (m, 1 H), 3.23 (d, 4 H), 2.14-2.04 (m, 4 H), 1.82-1.53 (m, 12 H), 0.99 (m, 2 H), 0.45 (m, 4 H), 0.17 (m, 4 H); MS *m/z* 562 (M+1). For Example 35 this material was treated with anhydrous hydrochloric acid in ether to provide the corresponding hydrochloride salt as a yellow solid.

Example 36: 3-{8-Chloro-3-[2-(cyclopentylamino)-4-pyrimidinyl]imidazo[1,2-*a*]pyridin-2-yl}benzonitrile.



a) 3-(8-Chloroimidazo[1,2-*a*]pyridin-2-yl)benzonitrile.

In a similar manner as described in Example 2 from 3-(bromoacetyl)benzonitrile (2.45 g, 10.9 mmol) and 3-chloro-2-pyridinamine (1.40 g, 10.9 mmol) was formed 3-(8-chloroimidazo[1,2-*a*]pyridin-2-yl)benzonitrile (1.67 g, 61%) as a tan solid. <sup>1</sup>H NMR (DMSO-*d*<sub>6</sub>): δ 8.67 (s, 1 H), 8.56 (d, 1 H), 8.39 (s, 1 H), 8.32 (d, 1 H), 7.80 (d, 1 H), 7.67 (t, 1 H), 7.49 (d, 1 H), 6.93 (t, 1 H); MS *m/z* 254 (M+1).

b) 3-(8-Chloro-3-formylimidazo[1,2-*a*]pyridin-2-yl)benzonitrile.

In a similar manner as described in **Example 2** from 3-(8-chloroimidazo[1,2-*a*]pyridin-2-yl)benzonitrile (1.65 g, 6.52 mmol) and phosphorous oxychloride (0.91 mL, 9.78 mmol) in *N,N*-dimethylformamide (20 mL) was formed 3-(8-chloro-3-

- 5 formylimidazo[1,2-*a*]pyridin-2-yl)benzonitrile (1.80 g, 98%) as a white solid. <sup>1</sup>H NMR (DMSO-*d*<sub>6</sub>): δ 10.07 (s, 1 H), 9.53 (d, 1 H), 8.40 (s, 1 H), 8.28 (d, 1 H), 8.03 (d, 1 H), 7.97 (d, 1 H), 7.78 (t, 1 H), 7.35 (t, 1 H); MS *m/z* 282 (M+1).

c) 3-[8-Chloro-3-(1-hydroxy-2-propynyl)imidazo[1,2-*a*]pyridin-2-yl]benzonitrile.

- 10 In a similar manner as described in **Example 2** from 3-(8-chloro-3-formylimidazo[1,2-*a*]pyridin-2-yl)benzonitrile (1.79 g, 6.34 mmol) and ethynyl magnesium bromide (15.23 mL, 0.5 M in tetrahydrofuran, 7.62 mmol) was formed 3-[8-chloro-3-(1-hydroxy-2-propynyl)imidazo[1,2-*a*]pyridin-2-yl]benzonitrile (1.94 g, 99%) as a white solid. <sup>1</sup>H NMR (CDCl<sub>3</sub>): δ 8.62 (d, 1 H), 8.85 (s, 1 H), 7.80 (d, 1 H), 7.58 (d, 1 H), 7.49 (t, 1 H), 7.35 (d, 1 H), 6.84 (t, 1 H), 6.02 (d, 1 H), 3.72 (broad, 1 H), 2.69 (d, 1 H); MS *m/z* 308 (M+1).

d) 3-(8-Chloro-3-propiolylimidazo[1,2-*a*]pyridin-2-yl)benzonitrile.

- 20 In a similar manner as described in **Example 2** from 3-[8-chloro-3-(1-hydroxy-2-propynyl)imidazo[1,2-*a*]pyridin-2-yl]benzonitrile (1.0 g, 3.25 mmol) was formed 3-(8-chloro-3-propiolylimidazo[1,2-*a*]pyridin-2-yl)benzonitrile (950 mg, %) as a brown solid. <sup>1</sup>H NMR (CDCl<sub>3</sub>): δ 9.72 (d, 1 H), 8.09 (s, 1 H), 8.01 (d, 1 H), 7.83 (d, 1 H), 7.75 (d, 1 H), 7.63 (t, 1 H), 7.20 (t, 1 H), 2.95 (s, 1 H); MS *m/z* 306 (M+1).

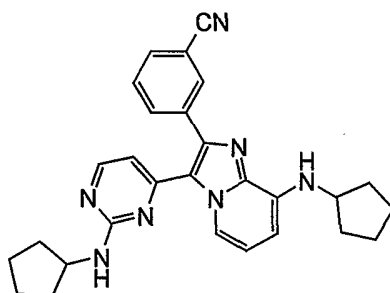
- 25 e) 3-{8-Chloro-3-[2-(cyclopentylamino)-4-pyrimidinyl]imidazo[1,2-*a*]pyridin-2-yl}benzonitrile.

- In a similar manner as described in **Example 2** from 3-(8-chloro-3-propiolylimidazo[1,2-*a*]pyridin-2-yl)benzonitrile (950 mg, 3.11 mmol) and *N*-cyclopentyl guanidine hydrochloride (1.01 g, 6.23 mmol) and potassium carbonate  
30 in ethanol was formed 3-{8-chloro-3-[2-(cyclopentylamino)-4-pyrimidinyl]imidazo[1,2-*a*]pyridin-2-yl}benzonitrile (170 mg, 13%) as a yellow solid.

<sup>1</sup>H NMR (CDCl<sub>3</sub>): δ 9.39 (broad, 1 H), 8.20 (d, 1 H), 8.08 (s, 1 H), 7.96 (d, 1 H), 7.71 (d, 1 H), 7.55 (t, 1 H), 7.47 (d, 1 H), 6.92 (t, 1 H), 6.38 (d, 1 H), 5.39 (broad, 1 H), 4.36 (m, 1 H), 2.22-2.07 (m, 2 H), 1.84-1.58 (m, 6 H); MS *m/z* 415 (M+1).

5 Example 37: 3-{8-(Cyclopentylamino)-3-[2-(cyclopentylamino)-4-pyrimidinyl]imidazo[1,2-*a*]pyridin-2-yl}benzonitrile.

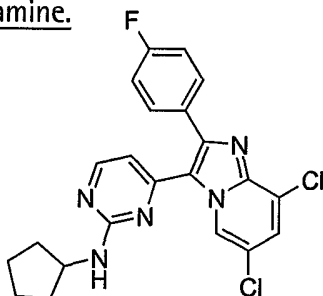
10



In a similar manner as described in Example 3 from 3-{8-chloro-3-[2-(cyclopentylamino)-4-pyrimidinyl]imidazo[1,2-*a*]pyridin-2-yl}benzonitrile (125 mg, 0.30 mmol) and cyclopentylamine was formed 3-{8-(cyclopentylamino)-3-[2-(cyclopentylamino)-4-pyrimidinyl]imidazo[1,2-*a*]pyridin-2-yl}benzonitrile (60 mg, 43%) as a yellow solid. <sup>1</sup>H NMR (CDCl<sub>3</sub>): δ 8.62 (broad, 1 H), 8.12 (d, 1 H), 8.06 (s, 1 H), 7.88 (d, 1 H), 7.63 (d, 1 H), 7.48 (t, 1 H), 6.78 (t, 1 H), 6.33 (d, 1 H), 6.27 (d, 1 H), 5.26 (d, 1 H), 5.20 (d, 1 H), 4.32 (m, 1 H), 3.92 (m, 1 H), 2.14-2.06 (m, 4 H), 1.80-1.51 (m, 12 H); MS *m/z* 464 (M+1).

Example 38: *N*-Cyclopentyl-4-[6,8-dichloro-2-(4-fluorophenyl)imidazo[1,2-*a*]pyridin-3-yl]-2-pyrimidinamine.

5



a) 2-Amino-3,5-dichloropyridine.

2,3,5-Trichloropyridine (20 g, 0.11 moles) was placed in a steel bomb and treated with ammonium hydroxide (300 mL) at 190°C in similar manner as described in Example 2 to give 2-amino-3,5-dichloropyridine (15 g) as a white solid. <sup>1</sup>H NMR (CDCl<sub>3</sub>) δ 7.92 (d, 1H), 7.48 (d, 1H), 5.1 (broad s, 2H); MS *m/z* 163 (M+H).

b) 6,8-Dichloro-2-(4-fluorophenyl)imidazo[1,2-*a*]pyridine.

In a similar manner as described in Example 2 from 2-amino-3,5-dichloropyridine (7.0 g, 43 mmol), 2-bromo-4'-fluoroacetophenone (9.6 g, 44 mmol) and sodium bicarbonate (4.0 g, 44 mmol) was obtained, after recrystallization from methanol, 6,8-dichloro-2-(4-fluorophenyl)imidazo[1,2-*a*]pyridine (8 g, 67%) as a solid. <sup>1</sup>H NMR (CDCl<sub>3</sub>): δ 8.10 (s, 1H), 7.94 (q, 2H), 7.81 (s, 1H), 7.26 (s, 1H), 7.12 (t, 2H); <sup>19</sup>F NMR (CDCl<sub>3</sub>) δ -113.4; MS *m/z* 282 (M+1).

c) 6,8-Dichloro-2-(4-fluorophenyl)imidazo[1,2-*a*]pyridine-3-carbaldehyde.

6,8-Dichloro-2-(4-fluorophenyl)imidazo[1,2-*a*]pyridine (6 g, 0.021 moles) was treated with phosphorous oxychloride (3.0 mL, 33 mmol) in *N,N*-dimethylformamide in a similar manner as described in Example 2 to give 6,8-dichloro-2-(4-fluorophenyl)imidazo[1,2-*a*]pyridine-3-carbaldehyde (4.9 g, 75 %) as a white solid. <sup>1</sup>H NMR (CDCl<sub>3</sub>): δ 10.05 (s, 1 H), 9.69 (d, 1H), 7.86 (q, 2H), 7.65 (d, 1H), 7.25 (t, 2H); <sup>19</sup>F NMR (CDCl<sub>3</sub>) δ -110.3; MS *m/z* 309 (M+1).

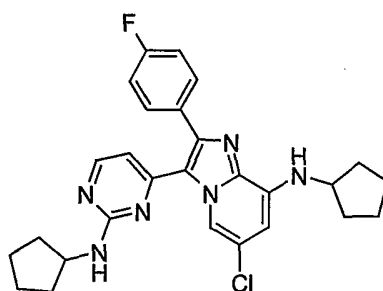
d) 1-[6,8-Dichloro-2-(4-fluorophenyl)imidazo[1,2-*a*]pyridin-3-yl]-2-propyn-1-one.

In a similar manner as described in Example 2 from 6,8-dichloro-2-(4-fluorophenyl)imidazo[1,2-*a*]pyridine-3-carbaldehyde (6 g, 0.019 mmol) was obtained 1-[6,8-dichloro-2-(4-fluorophenyl)imidazo[1,2-*a*]pyridin-3-yl]-2-propyn-1-one (1.6 g, 25%) as a yellow solid. <sup>1</sup>H NMR (CDCl<sub>3</sub>) δ 9.74 (d, 1H), 7.7 (m, 3H), 7.15 (t, 2H), 2.92 (s, 1H); <sup>19</sup>F NMR (CDCl<sub>3</sub>) δ -111.1; MS *m/z* 333 (M+1).

e) *N*-Cyclopentyl-4-[6,8-dichloro-2-(4-fluorophenyl)imidazo[1,2-*a*]pyridin-3-yl]-2-pyrimidinamine.

From 1-[6,8-dichloro-2-(4-fluorophenyl)imidazo[1,2-*a*]pyridin-3-yl]-2-propyn-1-one (700 mg, 2.1 mmol), cyclopentyl guanidine hydrochloride (514 mg, 3.2 mmol) and potassium carbonate (440 mg, 3.2 mmol) in ethanol was obtained *N*-cyclopentyl-4-[6,8-dichloro-2-(4-fluorophenyl)imidazo[1,2-*a*]pyridin-3-yl]-2-pyrimidinamine (720 mg, 78%) as a solid. <sup>1</sup>H NMR (CDCl<sub>3</sub>) δ 9.77 (broad s, 1H), 8.10 (d, 1H), 7.64 (q, 2H), 7.44 (d, 1H), 7.12 (t, 2H), 6.39 (d, 1H), 5.4 (m, 1H), 4.34 (m, 1H), 2.0-2.1 (m, 2H), 1.4-1.9 (m, 6H); <sup>19</sup>F NMR (CDCl<sub>3</sub>) δ -112.5; MS *m/z* 442 (M+1).

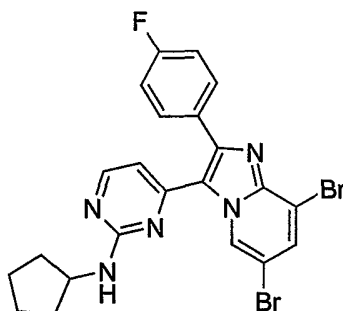
Example 39: *N*-{4-[6-Chloro-8-(cyclopentylamino)-2-(4-fluorophenyl)imidazo[1,2-*a*]pyridin-3-yl]-2-pyrimidinyl}-*N*-cyclopentylamine.



In a similar manner as described in Example 3 from *N*-cyclopentyl-4-[6,8-dichloro-2-(4-fluorophenyl)imidazo[1,2-*a*]pyridin-3-yl]-2-pyrimidinamine (250 mg, 0.57 mmol) and cyclopentylamine was obtained *N*-{4-[6-chloro-8-(cyclopentylamino)-2-(4-fluorophenyl)imidazo[1,2-*a*]pyridin-3-yl]-2-pyrimidinyl}-*N*-cyclopentylamine (140 mg, 50%) as a solid. <sup>1</sup>H NMR (CDCl<sub>3</sub>) δ 9.03 (broad s, 1H), 8.06 (d, 1H), 7.61 (q, 2H), 7.11

(t, 2H), 6.33 (d, 1H), 6.24 (d, 1H), 5.34 (d, 1H), 5.26 (d, 1H), 4.36 (m, 1H), 3.91 (m, 1H), 2.0-2.1 (m, 4H), 1.4-1.9 (m, 12H);  $^{19}\text{F}$  NMR ( $\text{CDCl}_3$ )  $\delta$  -113.4; MS  $m/z$  491 ( $M+1$ ).

Example 40: *N*-Cyclopentyl-4-[6,8-dibromo-2-(4-fluorophenyl)imidazo[1,2-*a*]pyridin-3-yl]-2-pyrimidinamine.



a) 6,8-dibromo-2-(4-fluorophenyl)imidazo[1,2-*a*]pyridine.

In a similar manner as described in Example 2 from 2-amino-3,5-dibromopyridine (15.0 g, 60 mmol), 2-bromo-4'-fluoroacetophenone (13 g, 60 mmol) and anhydrous potassium carbonate (8.22 g, 60 mmol) was obtained, after recrystallization from ethanol, 6,8-dibromo-2-(4-fluorophenyl)imidazo[1,2-*a*]pyridine (18 g, 82%) as a solid.  $^1\text{H}$  NMR ( $\text{CDCl}_3$ ):  $\delta$  8.28 (s, 1H), 7.98 (q, 2H), 7.88 (s, 1H), 7.58 (s, 1H), 7.16 (t, 2H);  $^{19}\text{F}$  NMR ( $\text{CDCl}_3$ )  $\delta$  -113.4; MS  $m/z$  369 ( $M+1$ ).

b) 1-[6,8-Dibromo-2-(4-fluorophenyl)imidazo[1,2-*a*]pyridin-3-yl]ethanone.

In a similar manner as described in Example 1 from 6,8-dibromo-2-(4-fluorophenyl)imidazo[1,2-*a*]pyridine (3 g, 8.0 mmol), acetic anhydride (30 mL) and catalytic sulphuric acid was obtained 1-[6,8-dibromo-2-(4-fluorophenyl)imidazo[1,2-*a*]pyridin-3-yl]ethanone as a yellow solid.  $^1\text{H}$  NMR ( $\text{CDCl}_3$ ):  $\delta$  9.97 (d, 1 H), 7.92 (d, 1H), 7.61 (q, 2H), 7.24 (t, 2H), 2.22 (s, 3H);  $^{19}\text{F}$  NMR ( $\text{CDCl}_3$ )  $\delta$  -111.5; MS  $m/z$  411 ( $M+1$ ).

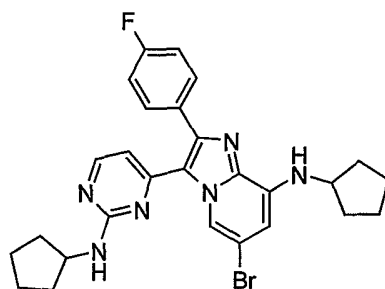
c) *N*-Cyclopentyl-4-[6,8-dibromo-2-(4-fluorophenyl)imidazo[1,2-*a*]pyridin-3-yl]-2-pyrimidinamine.

In a similar manner as described in Example 1 treatment of 1-[6,8-dibromo-2-(4-fluorophenyl)imidazo[1,2-*a*]pyridin-3-yl]ethanone (850 mg, 2.1 mmol) with *N,N*-dimethylformamide dimethyl acetal (30 mL), followed by condensation of the

resulting (2*E*)-1-[6,8-dibromo-2-(4-fluorophenyl)imidazo[1,2-*a*]pyridin-3-yl]-3-(dimethylamino)-2-propen-1-one with cyclopentyl guanidine gave *N*-cyclopentyl-4-[6,8-dibromo-2-(4-fluorophenyl)imidazo[1,2-*a*]pyridin-3-yl]-2-pyrimidinamine (600 mg, 54% for two steps) as a yellow solid. <sup>1</sup>H NMR (CDCl<sub>3</sub>): δ 9.98 (broad s, 1H), 8.13 (d, 1H), 7.71 (d, 1H), 7.68 (q, 2H), 7.14 (t, 2H), 6.40 (d, 1H), 5.61 (d, 1H), 4.36 (m, 1H), 2.0-2.2 (m, 2H), 1.4-2.0 (m, 6H); <sup>19</sup>F NMR (CDCl<sub>3</sub>) δ -112.5; MS *m/z* 530 (M+1).

U17656-53

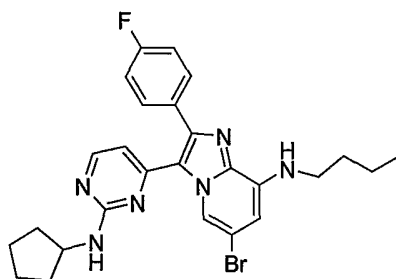
Example 41: *N*-{4-[6-Bromo-8-(cyclopentylamino)-2-(4-fluorophenyl)imidazo[1,2-*a*]pyridin-3-yl]-2-pyrimidinyl}-*N*-cyclopentylamine.



In a similar manner as described in Example 3 from *N*-cyclopentyl-4-[6,8-dibromo-2-(4-fluorophenyl)imidazo[1,2-*a*]pyridin-3-yl]-2-pyrimidinamine (100 mg, 0.19 mmol) and cyclopentylamine was obtained *N*-{4-[6-bromo-8-(cyclopentylamino)-2-(4-fluorophenyl)imidazo[1,2-*a*]pyridin-3-yl]-2-pyrimidinyl}-*N*-cyclopentylamine (70 mg, 69%) as a yellowish solid. <sup>1</sup>H NMR (CDCl<sub>3</sub>) δ 9.15 (broad s, 1H), 8.09 (d, 1H), 7.64 (q, 2H), 7.15 (t, 2H), 6.38 (m, 2H), 5.36 (d, 1H), 5.30 (d, 1H), 4.40 (m, 1H), 3.93 (m, 1H), 2.0-2.2 (m, 4H), 1.5-2.0 (m, 12H); <sup>19</sup>F NMR (CDCl<sub>3</sub>) δ -113.5; MS *m/z* 535 (M+1).

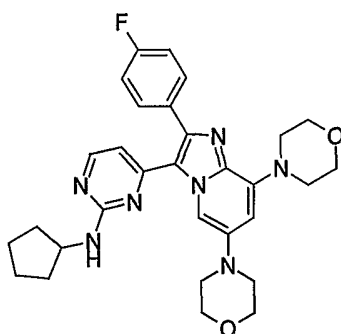


Example 42: 6-Bromo-*N*-butyl-3-[2-(cyclopentylamino)-4-pyrimidinyl]-2-(4-fluorophenyl)imidazo[1,2-*a*]pyridin-8-amine.



In a similar manner as described in **Example 3** from *N*-cyclopentyl-4-[6,8-dibromo-2-(4-fluorophenyl)imidazo[1,2-*a*]pyridin-3-yl]-2-pyrimidinamine (100 mg, 0.19 mmol) and *n*-butylamine was obtained 6-bromo-*N*-butyl-3-[2-(cyclopentylamino)-4-pyrimidinyl]-2-(4-fluorophenyl)imidazo[1,2-*a*]pyridin-8-amine (50 mg, 50%) as a yellowish solid. <sup>1</sup>H NMR (CDCl<sub>3</sub>) δ 9.20 (broad s, 1H), 8.10 (d, 1H), 7.63 (q, 2H), 7.15 (t, 2H), 6.37 (m, 2H), 5.29 (m, 2H), 4.40 (m, 1H), 3.31 (m, 2H), 2.0-2.1 (m, 2H), 1.4-1.9 (m, 10H), 1.02 (t, 3H); <sup>19</sup>F NMR (CDCl<sub>3</sub>) δ -113.4; MS *m/z* 523 (M+1).

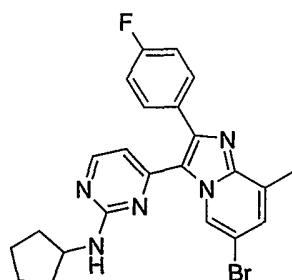
Example 43: *N*-Cyclopentyl-4-[2-(4-fluorophenyl)-6,8-di(4-morpholinyl)imidazo[1,2-*a*]pyridin-3-yl]-2-pyrimidinamine.



In a similar manner as described in **Example 3** from *N*-cyclopentyl-4-[6,8-dibromo-2-(4-fluorophenyl)imidazo[1,2-*a*]pyridin-3-yl]-2-pyrimidinamine (100 mg, 0.19 mmol) and morpholine at 100°C for 3 days was obtained *N*-cyclopentyl-4-[2-(4-fluorophenyl)-6,8-di(4-morpholinyl)imidazo[1,2-*a*]pyridin-3-yl]-2-pyrimidinamine (25 mg, 24%) as a yellowish solid. <sup>1</sup>H NMR (CDCl<sub>3</sub>) δ 8.66 (s, 1H), 8.11 (d, 1H), 7.66 (q, 2H), 7.10 (t, 2H), 6.49 (d, 1H), 6.43 (d, 1H), 5.24 (d, 1H), 4.45 (m, 1H), 4.03 (m, 4H), 3.94 (m,

4H), 3.60 (m, 4H), 3.13 (m, 4H), 2.0-2.1 (m, 2H), 1.4-1.9 (m, 6H);  $^{19}\text{F}$  NMR ( $\text{CDCl}_3$ )  $\delta$  -114.1; MS  $m/z$  545 ( $M+1$ ).

Example 44: *N*-{4-[6-Bromo-2-(4-fluorophenyl)-8-methylimidazo[1,2-*a*]pyridin-3-yl]-2-pyrimidinyl}-*N*-cyclopentylamine.



a) 6-Bromo-2-(4-fluorophenyl)-8-methylimidazo[1,2-*a*]pyridine.

In a similar manner as described in Example 2 from 2-amino-5-bromo-3-methylpyridine (14.0 g, 75 mmol), 2-bromo-4'-fluoroacetophenone (19.5 g, 90 mmol) and anhydrous potassium carbonate (12.4 g, 90 mmol) was obtained 6-bromo-2-(4-fluorophenyl)-8-methylimidazo[1,2-*a*]pyridine (16.2 g, 71%) as a solid.  $^1\text{H}$  NMR ( $\text{CDCl}_3$ ):  $\delta$  8.16 (s, 1H), 7.96 (q, 2H), 7.77 (s, 1H), 7.16 (t, 2H), 7.09 (s, 1H), 2.68 (s, 3H);  $^{19}\text{F}$  NMR ( $\text{CDCl}_3$ )  $\delta$  -114.3; MS  $m/z$  305 ( $M+1$ ).

b) 6-Bromo-2-(4-fluorophenyl)-8-methylimidazo[1,2-*a*]pyridine-3-carbaldehyde.

6-Bromo-2-(4-fluorophenyl)-8-methylimidazo[1,2-*a*]pyridine (6 g, 0.021 moles) was treated with phosphorous oxychloride (2.8 mL) in *N,N*-dimethylformamide in a similar manner as described in Example 2 to give 6-bromo-2-(4-fluorophenyl)-8-methylimidazo[1,2-*a*]pyridine-3-carbaldehyde (5.7 g, 85%) as a white solid.  $^1\text{H}$  NMR ( $\text{CDCl}_3$ ):  $\delta$  10.04 (s, 1 H), 9.73 (s, 1H), 7.86 (q, 2H), 7.53 (s, 1H), 7.25 (t, 2H), 2.75 (s, 3H);  $^{19}\text{F}$  NMR ( $\text{CDCl}_3$ )  $\delta$  -111.0; MS  $m/z$  334 ( $M+1$ ).

c) *N*-{4-[6-Bromo-2-(4-fluorophenyl)-8-methylimidazo[1,2-*a*]pyridin-3-yl]-2-pyrimidinyl}-*N*-cyclopentylamine.

In a similar manner as described in Example 2 from 6-bromo-2-(4-fluorophenyl)-8-methylimidazo[1,2-*a*]pyridine-3-carbaldehyde (4 g, 0.012 mmol) was obtained 1-[6-

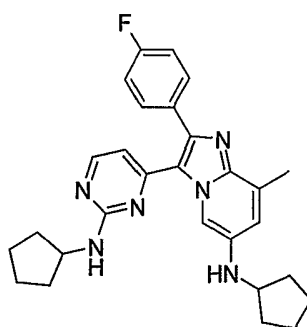
bromo-2-(4-fluorophenyl)-8-methylimidazo[1,2-*a*]pyridin-3-yl]-2-propyn-1-one (1.9 g, 44%) as a solid. This solid was treated with cyclopropylguanidine hydrochloride (1.3 g, 8 mmol) and anhydrous carbonate (1.11 g, 8 mmol) in ethanol as described in

Example 2 to give, after silica gel chromatography (1:1 ethyl acetate:hexane), *N*-{4-

5 [6-bromo-2-(4-fluorophenyl)-8-methylimidazo[1,2-*a*]pyridin-3-yl]-2-pyrimidinyl}-*N*-cyclopentylamine (1.2 g, 25%) as a solid. <sup>1</sup>H NMR (CDCl<sub>3</sub>) δ 9.83 (broad s, 1H), 8.11 (d, 1H), 7.67 (q, 2H), 7.28 (s, 1H), 7.16 (t, 2H), 6.39 (d, 1H), 5.27 (d, 1H), 4.42 (m, 1H), 2.70 (s, 3H), 2.0-2.1 (m, 2H), 1.5-2.0 (m, 6H); <sup>19</sup>F NMR (CDCl<sub>3</sub>) δ -113.8; MS *m/z* 467 (M+1).

10 Example 45: *N*-Cyclopentyl-3-[2-(cyclopentylamino)-4-pyrimidinyl]-2-(4-fluorophenyl)-8-methylimidazo[1,2-*a*]pyridin-6-amine.

15



In a similar manner as described in Example 3 from *N*-{4-[6-bromo-2-(4-

20 fluorophenyl)-8-methylimidazo[1,2-*a*]pyridin-3-yl]-2-pyrimidinyl}-*N*-

cyclopentylamine (100 mg, 0.21 mmol) and cyclopentylamine was obtained *N*-

cyclopentyl-3-[2-(cyclopentylamino)-4-pyrimidinyl]-2-(4-fluorophenyl)-8-

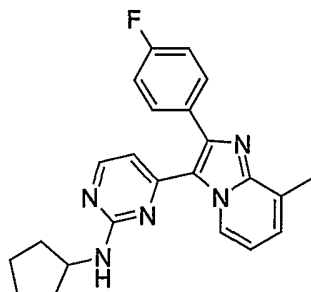
methylimidazo[1,2-*a*]pyridin-6-amine (40 mg, 40%) as a yellowish foam. <sup>1</sup>H NMR

(CDCl<sub>3</sub>) δ 8.73 (d, 1H), 8.10 (d, 1H), 7.63 (q, 2H), 7.12 (t, 2H), 6.72 (m, 1H), 6.37 (d, 1H),

25 5.17 (d, 1H), 4.44 (m, 1H), 3.74 (m, 1H), 3.4 (m, 1H), 2.63 (s, 3H), 2.0-2.1 (m, 4H), 1.4-

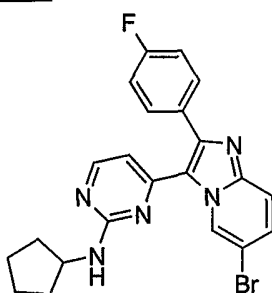
1.9 (m, 12H); <sup>19</sup>F NMR (CDCl<sub>3</sub>) δ -114.4; MS *m/z* 472 (M+1).

Example 46: *N*-Cyclopentyl-4-[2-(4-fluorophenyl)-8-methylimidazo[1,2-*a*]pyridin-3-yl]-2-pyrimidinamine.



*N*-{4-[6-Bromo-2-(4-fluorophenyl)-8-methylimidazo[1,2-*a*]pyridin-3-yl]-2-pyrimidinyl}-*N*-cyclopentylamine (120 mg, 0.26 mmol) was dissolved in ethanol. To this solution was added 10% palladium on charcoal and the reaction was stirred under hydrogen atmosphere (1 atm) at room temperature for 3 hours. The catalyst was removed by filtration and the resulting solution concentrated to a solid. This solid was purified by silica gel chromatography (1:1 ethyl acetate:hexane) to give 70 mg (70%) of *N*-cyclopentyl-4-[2-(4-fluorophenyl)-8-methylimidazo[1,2-*a*]pyridin-3-yl]-2-pyrimidinamine as a yellowish foam. <sup>1</sup>H NMR (CDCl<sub>3</sub>) δ 9.45 (d, 1H), 8.12 (d, 1H), 7.67 (q, 2H), 7.15 (m, 3H), 6.86 (t, 1H), 6.39 (d, 1H), 5.26 (d, 1H), 4.41 (m, 1H), 2.71 (s, 3H), 2.0-2.1 (m, 2H), 1.4-1.9 (m, 6H); <sup>19</sup>F NMR (CDCl<sub>3</sub>) δ -113.7;

Example 47: *N*-{4-[6-Bromo-2-(4-fluorophenyl)imidazo[1,2-*a*]pyridin-3-yl]-2-pyrimidinyl}-*N*-cyclopentylamine.



a) 6-Bromo-2-(4-fluorophenyl)imidazo[1,2-*a*]pyridine.

In a similar manner as described in Example 2 from 2-amino-5-bromopyridine (14.0 g, 81 mmol), 2-bromo-4'-fluoroacetophenone (21.0 g, 97 mmol) and anhydrous potassium carbonate (13.4 g, 97 mmol) was obtained, after recrystallization from

acetonitrile, 6-bromo-2-(4-fluorophenyl)imidazo[1,2-*a*]pyridine (12.5 g, 53%) as a solid. <sup>1</sup>H NMR (CDCl<sub>3</sub>): δ 8.30 (d, 1H), 7.94 (q, 2H), 7.81 (s, 1H), 7.55 (d, 1H), 7.28 (dd, 1H), 7.17 (t, 2H); <sup>19</sup>F NMR (CDCl<sub>3</sub>) δ -113.8; MS *m/z* 291 (M+1).

5 b) 6-Bromo-2-(4-fluorophenyl)imidazo[1,2-*a*]pyridine-3-carbaldehyde.

6-Bromo-2-(4-fluorophenyl)imidazo[1,2-*a*]pyridine (7 g, 0.024 moles) was treated with phosphorous oxychloride (3.4 mL, 36 mmol) in *N,N*-dimethylformamide in a similar manner as described in Example 2 to give, after recrystallization from acetonitrile, 6-bromo-2-(4-fluorophenyl)imidazo[1,2-*a*]pyridine-3-carbaldehyde (6.12  
10 g, 80%) as a white solid. <sup>1</sup>H NMR (CDCl<sub>3</sub>): δ 10.08 (s, 1 H), 9.88 (s, 1H), 7.86 (q, 2H), 7.72 (m, 2H), 7.28 (t, 2H); <sup>19</sup>F NMR (CDCl<sub>3</sub>) δ -110.6; MS *m/z* 320 (M+1).

c) 1-[6-Bromo-2-(4-fluorophenyl)imidazo[1,2-*a*]pyridin-3-yl]-2-propyn-1-ol.

6-Bromo-2-(4-fluorophenyl)imidazo[1,2-*a*]pyridine-3-carbaldehyde (5 g, 0.016 moles)  
15 was treated with ethynyl maganesium bromide (80 mL of 0.5 M solution in tetrahydrofuran) in a similar manner as described in Example 2 to give, after recrystallization from ethyl acetate, 1-[6-bromo-2-(4-fluorophenyl)imidazo[1,2-*a*]pyridin-3-yl]-2-propyn-1-ol (3.3 g, 60%) as a white solid. <sup>1</sup>H NMR (CDCl<sub>3</sub>): δ 8.87 (s, 1H), 7.77 (m, 2H), 7.54 (d, 1H), 7.39 (t, 2H), 6.62 (d, 1H), 5.99 (s, 1H), 3.74 (d, 1H); <sup>19</sup>F  
20 NMR (CDCl<sub>3</sub>) δ -114.0; MS *m/z* 345 (M+1).

d) 1-[6-Bromo-2-(4-fluorophenyl)imidazo[1,2-*a*]pyridin-3-yl]-2-propyn-1-one.

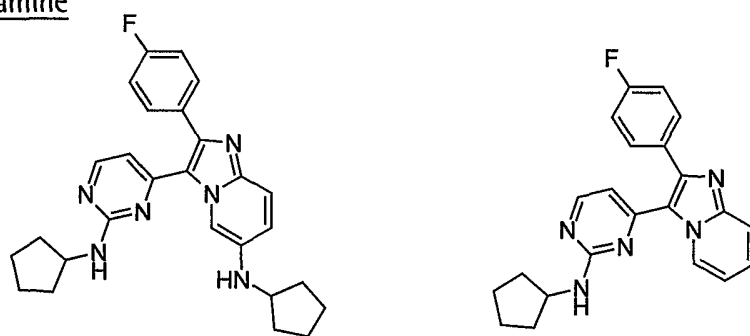
1-[6-bromo-2-(4-fluorophenyl)imidazo[1,2-*a*]pyridin-3-yl]-2-propyn-1-ol (2 g, 5.8  
mmoles) was treated with manganese(VI)oxide in a similar manner as described in  
25 Example 2 to give, after filtration and silica gel chromatogaphy (2 % methanol in dichloromethane), 1-[6-bromo-2-(4-fluorophenyl)imidazo[1,2-*a*]pyridin-3-yl]-2-propyn-1-one (1.2 g, 60%) as a solid. <sup>1</sup>H NMR (CDCl<sub>3</sub>): δ 9.94 (s, 1H), 7.75 (m, 4H), 7.22 (t, 2H), 2.94 (s, 1H); <sup>19</sup>F NMR (CDCl<sub>3</sub>) δ -111.3.

e) *N*-{4-[6-Bromo-2-(4-fluorophenyl)imidazo[1,2-*a*]pyridin-3-yl]-2-pyrimidinyl}-*N*-cyclopentylamine.

In a similar manner as described in Example 2 from 1-[6-bromo-2-(4-fluorophenyl)imidazo[1,2-*a*]pyridin-3-yl]-2-propyn-1-one (1.0 g, 2.9 mmol),  
 5 cyclopentylguanidine hydrochloride (0.71 g, 4.4 mmol) and anhydrous carbonate (0.6 g, 4.4 mmol), was obtained *N*-{4-[6-bromo-2-(4-fluorophenyl)imidazo[1,2-*a*]pyridin-3-yl]-2-pyrimidinyl}-*N*-cyclopentylamine (0.8 g, 61%) as a solid. <sup>1</sup>H NMR (CDCl<sub>3</sub>) δ 10.0 (broad s, 1H), 8.13 (d, 1H), 7.65 (m, 3H), 7.44 (dd, 1H), 7.17 (t, 2H), 6.45 (s, 1H), 5.30 (d, 1H), 4.40 (m, 1H), 2.1 (m, 2H), 1.4-2.0 (m, 6H); <sup>19</sup>F NMR (CDCl<sub>3</sub>) δ -112.8; MS  
 10 *m/z* 452 (M+1).

Example 48: *N*-Cyclopentyl-3-[2-(cyclopentylamino)-4-pyrimidinyl]-2-(4-fluorophenyl)imidazo[1,2-*a*]pyridin-6-amine and

Example 49: *N*-Cyclopentyl-4-[2-(4-fluorophenyl)imidazo[1,2-*a*]pyridin-3-yl]-2-pyrimidinamine

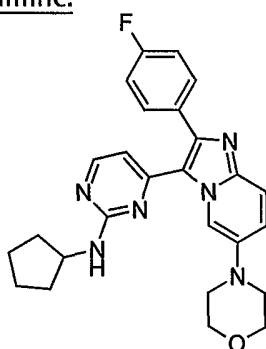


In a similar manner as described in Example 3 from *N*-{4-[6-bromo-2-(4-fluorophenyl)imidazo[1,2-*a*]pyridin-3-yl]-2-pyrimidinyl}-*N*-cyclopentylamine (100 mg, 0.22 mmol) and cyclopentylamine was obtained *N*-cyclopentyl-3-[2-(cyclopentylamino)-4-pyrimidinyl]-2-(4-fluorophenyl)imidazo[1,2-*a*]pyridin-6-amine  
 25 (43 mg, 43%) as a greenish foam and *N*-cyclopentyl-4-[2-(4-fluorophenyl)imidazo[1,2-*a*]pyridin-3-yl]-2-pyrimidinamine (10 mg, 12%) as a foam.  
 For *N*-cyclopentyl-3-[2-(cyclopentylamino)-4-pyrimidinyl]-2-(4-fluorophenyl)imidazo[1,2-*a*]pyridin-6-amine: <sup>1</sup>H NMR (CDCl<sub>3</sub>) δ 8.83 (d, 1H), 8.12 (d, 1H), 7.64 (q, 2H), 7.53 (d, 1H), 7.12 (t, 2H), 6.90 (dd, 1H), 6.42 (d, 1H), 5.18 (d, 1H), 4.45  
 30 (m, 1H), 3.75 (m 1H), 3.5 (broad s, 1H), 2.0-2.1 (m, 4H), 1.4-1.9 (m, 12 H); <sup>19</sup>F NMR

(CDCl<sub>3</sub>)  $\delta$  -114.1; MS  $m/z$  457 (M+1). For *N*-cyclopentyl-4-[2-(4-fluorophenyl)imidazo[1,2-*a*]pyridin-3-yl]-2-pyrimidinamine: <sup>1</sup>H NMR (CDCl<sub>3</sub>)  $\delta$  9.58 (d, 1H), 8.14 (d, 1H), 7.60 (m, 3H), 7.37 (t, 1H), 7.15 (t, 2H), 6.96 (t, 1H), 6.46 (d, 1H), 5.25 (d, 1H), 4.40 (m, 1H), 2.1-2.0 (m, 2H), 1.9-1.4 (m, 6H); <sup>19</sup>F NMR (CDCl<sub>3</sub>)  $\delta$  -113.4.

5 U17656-17.

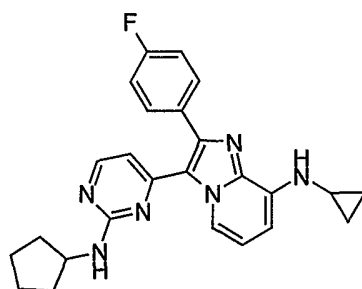
Example 50: *N*-Cyclopentyl-4-[2-(4-fluorophenyl)-6-(4-morpholinyl)imidazo[1,2-*a*]pyridin-3-yl]-2-pyrimidinamine.



10 In a similar manner as described in Example 3 from *N*-{4-[6-bromo-2-(4-fluorophenyl)imidazo[1,2-*a*]pyridin-3-yl]-2-pyrimidinyl}-*N*-cyclopentylamine (100 mg, 0.22 mmol) and morpholine was obtained *N*-cyclopentyl-4-[2-(4-fluorophenyl)-6-(4-morpholinyl)imidazo[1,2-*a*]pyridin-3-yl]-2-pyrimidinamine (20 mg, 20%) as a foam. <sup>1</sup>H NMR (CDCl<sub>3</sub>)  $\delta$  9.08 (s, 1H), 8.12 (d, 1H), 7.65 (m, 3H), 7.25 (dd, 1H), 7.13 (t, 2H), 6.44 (d, 1H), 5.23 (d, 1H), 4.45 (m, 1H), 3.94 (m, 4H), 3.15 (m, 4H), 2.0-2.1 (m, 2H), 1.4-1.9 (m, 6H); <sup>19</sup>F NMR (CDCl<sub>3</sub>)  $\delta$  -113.7; MS  $m/z$  459 (M+1).

20

Example 51: 3-[2-(cyclopentylamino)-4-pyrimidinyl]-*N*-cyclopropyl-2-(4-fluorophenyl)imidazo[1,2-*a*]pyridin-8-amine.



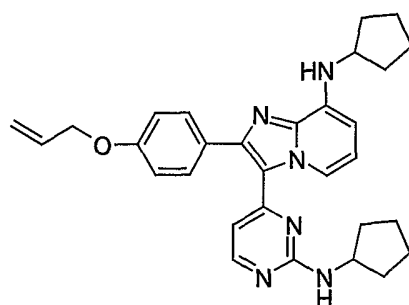
25

30

In a similar manner as described in Example 3 from *N*-cyclopentyl-4-[6,8-dibromo-2-(4-fluorophenyl)imidazo[1,2-*a*]pyridin-3-yl]-2-pyrimidinamine (70 mg, 0.13 mmol) and cyclopropylamine was obtained 3-[2-(cyclopentylamino)-4-pyrimidinyl]-*N*-cyclopropyl-2-(4-fluorophenyl)imidazo[1,2-*a*]pyridin-8-amine (10 mg, 18%) as a  
5 foam. <sup>1</sup>H NMR (CDCl<sub>3</sub>) δ 8.92 (d, 1H), 8.11 (d, 1H), 7.64 (q, 2H), 7.14 (t, 2H), 6.85 (t, 1H), 6.70 (d, 1H), 6.39 (d, 1H), 5.60 (s, 1H), 5.21 (d, 1H), 4.40 (m, 1H), 2.62 (m, 1H), 2.15 (m, 2H), 0.6-1.9 (m, 10H); <sup>19</sup>F NMR (CDCl<sub>3</sub>) δ -113.83; MS *m/z* 430 (M+1).

Example 52: 2-[4-(Allyloxy)phenyl]-*N*-cyclopentyl-3-[2-(cyclopentylamino)-4-pyrimidinyl]imidazo[1,2-*a*]pyridin-8-amine.  
10

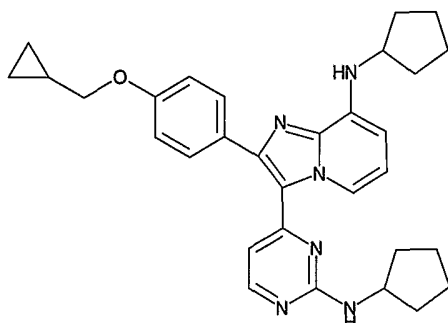
15



To a solution of 4-{8-(cyclopentylamino)-3-[2-(cyclopentylamino)-4-pyrimidinyl]imidazo[1,2-*a*]pyridin-2-yl}phenol (110 mg, 0.24 mmol) in *N,N*-dimethylformamide (5 mL) was added allyl bromide (27 μL, 0.31 mmol) and cesium carbonate (160 mg, 0.48 mmol). The mixture was heated at 80°C for 3 hours. The mixture was allowed to cool to room temperature and water was added. The mixture was extracted with ethyl acetate. The ethyl acetate phase was dried (magnesium sulfate), filtered and concentrated to a solid. The residue was purified by flash chromatography (1:1 ethyl acetate:hexanes) to give 2-[4-(allyloxy)phenyl]-*N*-cyclopentyl-3-[2-(cyclopentylamino)-4-pyrimidinyl]imidazo[1,2-*a*]pyridin-8-amine (40 mg, 34%) as a yellow foam. <sup>1</sup>H NMR (CDCl<sub>3</sub>): δ 8.87 (d, 1H), 8.04 (d, 1H), 7.57 (d, 2H), 6.95 (d, 2H), 6.75 (t, 1H), 6.40 (d, 1H), 6.26 (d, 1H), 6.1 (m, 1H), 5.43 (d, 1H), 5.30 (m, 3H), 4.58 (d, 2H), 4.35 (m, 1H), 3.92 (m, 1H), 2.10-2.00 (m, 4H), 1.76-1.45 (m, 12H); MS *m/z* 495 (M+1).  
30

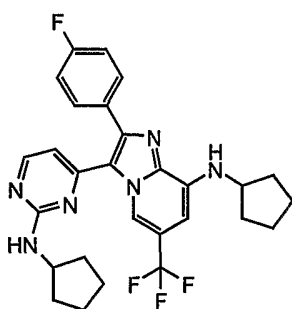


Example 53: *N*-Cyclopentyl-3-[2-(cyclopentylamino)-4-pyrimidinyl]-2-[4-(cyclopropylmethoxy)phenyl]imidazo[1,2-*a*]pyridin-8-amine.



In a similar manner as described before, from 4-{8-(cyclopentylamino)-3-[2-(cyclopentylamino)-4-pyrimidinyl]imidazo[1,2-*a*]pyridin-2-yl}phenol (65 mg, 0.14 mmol) and cyclopropylmethyl bromide was obtained *N*-cyclopentyl-3-[2-(cyclopentylamino)-4-pyrimidinyl]-2-[4-(cyclopropylmethoxy)phenyl]imidazo[1,2-*a*]pyridin-8-amine (34 mg, 47%) as a yellow foam. <sup>1</sup>H NMR (CDCl<sub>3</sub>) δ 8.87 (d, 1H), 8.03 (d, 1H), 7.55 (d, 2H), 6.94 (d, 2H), 6.74 (t, 1H), 6.40 (d, 1H), 6.25 (d, 1H), 5.25 (m, 2H), 4.34 (m, 1H), 3.92 (m, 1H), 3.84 (d, 2H), 2.06 (m, 4H), 1.77-1.53 (m, 12H), 0.88 (m, 1H), 0.67 (m, 2H), 0.38 (m, 2H). MS *m/z* 509 (M+1).

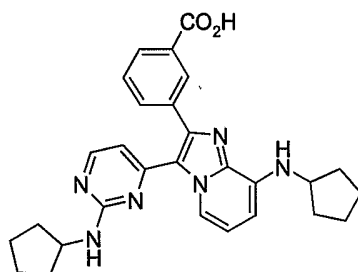
Example 54: *N*-Cyclopentyl-3-[2-(cyclopentylamino)-4-pyrimidinyl]-2-(4-fluorophenyl)-6-(trifluoromethyl)imidazo[1,2-*a*]pyridin-8-amine.



In a similar fashion as described above, *N*-cyclopentyl-3-[2-(cyclopentylamino)-4-pyrimidinyl]-2-(4-fluorophenyl)-6-(trifluoromethyl)imidazo[1,2-*a*]pyridin-8-amine was obtained as a yellow solid. *R<sub>f</sub>* 0.31 (4:1 hexanes:ethyl acetate); <sup>1</sup>H NMR (CDCl<sub>3</sub>) δ 9.32 (br, 1H), 8.03 (d, 1H), 7.60 (m, 2H), 7.09 (t, 2H), 6.35 (d, 1H), 6.30 (s, 1H), 5.41 (d, 1H), 5.38 (d, 1H), 4.35 (m, 1H), 3.95 (m, 1H), 2.18-2.10 (m, 4H), 1.81-1.50 (m, 12H); MS *m/z* 525 (M+1).

Example 55: 3-{8-(Cyclopentylamino)-3-[2-(cyclopentylamino)pyrimidin-4-yl]imidazo[1,2-*a*]pyridin-2-yl}benzoic acid.

5

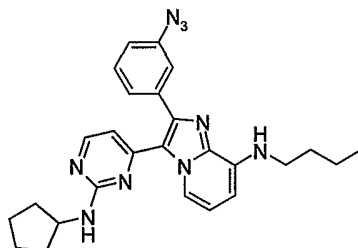


The title compound was prepared in a similar manner to previous examples to give an orange solid as the hydrochloride salt. <sup>1</sup>H NMR (CDCl<sub>3</sub>) δ 9.04 (m, 1 H), 8.31 (s, 1 H), 8.18 (d, 1 H), 7.93 (m, 1 H), 7.74 (m, 1 H), 7.61 (m, 1 H), 7.01 (m, 1 H), 6.54 (m, 1 H), 6.37 (m, 1 H), 4.41 (m, 1 H), 3.93 (m, 1 H), 2.15-1.65 (m, 16 H); MS *m/z* 483 (M+1).

10

Example 56: 2-(3-Azidophenyl)-*N*-butyl-3-[2-(cyclopentylamino)pyrimidin-4-yl]imidazo[1,2-*a*]pyridin-8-amine.

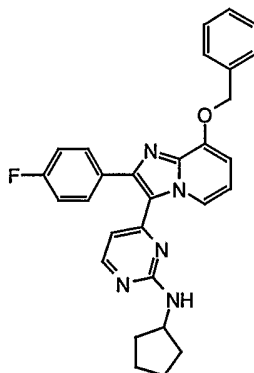
15



The title compound was prepared in a similar manner to previous examples to give a tan solid. <sup>1</sup>H NMR (CDCl<sub>3</sub>) δ 9.49 (broad, 1 H), 8.17 (m, 1 H), 7.48 (d, 1 H), 7.43-7.35 (m, 3 H), 7.06 (d, 1 H), 7.00 (t, 1 H), 6.47 (d, 1 H), 5.29 (broad, 1 H), 4.55 (t, 2 H), 4.35 (m, 1 H), 2.15-2.09 (m, 2 H), 1.79-1.47 (m, 10 H), 1.27 (m, 2 H), 0.86 (t, 3 H); MS *m/z* 467 (M+1); IR (film) 2101 cm<sup>-1</sup>.

25

Example 57: 4-[8-(Benzyloxy)-2-(4-fluorophenyl)imidazo[1,2-*a*]pyridin-3-yl]-*N*-cyclopentylpyrimidin-2-amine



a) 8-(Benzyloxy)-2-(4-fluorophenyl)imidazo[1,2-*a*]pyridine.

3-(Benzyloxy)pyridin-2-amine (2.52 g, 13 mmol) and 2-bromo-1-(4-fluorophenyl)ethanone (2.73 g, 13 mmol) in ethanol (30 mL) were heated at 75 °C for 16 hours. The mixture was concentrated and the residue was purified by silica gel chromatography, eluting with dichloromethane and then 10% methanol in dichloromethane to yield 1.03 g (25%) of 8-(benzyloxy)-2-(4-fluorophenyl)imidazo[1,2-*a*]pyridine. <sup>1</sup>H NMR (CDCl<sub>3</sub>): δ 8.01 (dd, 2H), 7.82 (s, 1H), 7.78 (d, 1H), 7.55 (d, 2H), 7.41 (m, 3H), 7.14 (t, 2H), 6.65 (t, 1H), 6.48 (d, 1H), 5.44 (s, 2H); MS *m/z* 319 (M+1).

b) 8-(Benzyloxy)-2-(4-fluorophenyl)-3-iodoimidazo[1,2-*a*]pyridine.

To a 0 °C solution of 8-(benzyloxy)-2-(4-fluorophenyl)imidazo[1,2-*a*]pyridine (0.25g, 0.79 mmol) in *N,N*-dimethylformamide (8.0 mL) was added dropwise a solution of *N*-iodosuccinimide (0.17 g, 0.79 mmol) in *N,N*-dimethylformamide (4 mL). The reaction was stirred for 2.5 hours and concentrated to a volume of 2 mL. The mixture was diluted with ethyl acetate, washed twice with 1M aqueous sodium hydroxide, and concentrated. The residue was purified by silica gel chromatography, eluting with 5% acetone in dichloromethane to yield 0.23 (67%) of 8-(benzyloxy)-2-(4-fluorophenyl)-3-iodoimidazo[1,2-*a*]pyridine. <sup>1</sup>H NMR (CDCl<sub>3</sub>): δ 8.10 (dd, 2H), 7.90 (d, 1H), 7.53 (d, 2H), 7.40 (m, 3H), 7.19 (t, 2H), 6.81 (t, 1H), 6.61 (d, 1H), 5.46 (s, 2H); MS *m/z* 445 (M+1).

c) 2-(Methylsulfanyl)-4-(tributylstannyl)pyrimidine.

To a solution of 4-iodo-2-(methylsulfanyl)pyrimidine (1.0 g, 4.0 mmol) in tetrahydrofuran (6 mL) was added 1,1,1,2,2,2-hexabutyldistannane (4.1 mL, 8.2 mmol), bis(triphenylphosphine)palladium(II)acetate (0.090 g, 0.12 mmol), and 1M  
5 tetrabutylammonium fluoride in tetrahydrofuran (12 mL, 12 mmol). The mixture was stirred at room temperature for 3 hours and concentrated. The residue was taken up in ethyl acetate, washed with water, and dried over magnesium sulfate. The solution was concentrated and the residue purified by silica chromatography, eluting with 10% ethyl acetate in hexanes to yield 0.34 g (37%) of 2-(methylsulfanyl)-4-  
10 (tributylstannyl)pyrimidine. MS  $m/z$  416 ( $M+1$ ).

d) 8-(Benzyloxy)-2-(4-fluorophenyl)-3-[2-(methylsulfanyl)pyrimidin-4-yl]imidazo[1,2-*a*]pyridine

To a mixture of 8-(benzyloxy)-2-(4-fluorophenyl)-3-iodoimidazo[1,2-*a*]pyridine (0.15  
15 g, 0.35 mmol) and dichlorobis(triphenylphosphine)palladium(II) (30 mg, 0.0035 mmol) in toluene (3 mL) was added 2-(methylsulfanyl)-4-(tributylstannyl)pyrimidine (0.19 g, 0.46 mmol). The mixture was heated to 110 °C in a sealed tube for 16 hours. The reaction was allowed to cool and was diluted with ethyl acetate before being poured into a 10% aqueous potassium fluoride solution. The mixture was extracted with  
20 ethyl acetate. The organic phase was concentrated and the residue purified by silica chromatography, eluting with dichloromethane and then 5% acetone in dichloromethane to yield 60 mg (39%) of 8-(benzyloxy)-2-(4-fluorophenyl)-3-[2-(methylsulfanyl)pyrimidin-4-yl]imidazo[1,2-*a*]pyridine. <sup>1</sup>H NMR (CDCl<sub>3</sub>): δ 9.18 (d, 1H), 8.33 (d, 1H), 7.68 (dd, 2H), 7.54 (2H), 7.41 (m, 3H), 7.16 (t, 2H), 6.83 (m, 2H), 6.70 (d,  
25 1H), 5.46 (s, 2H), 2.67 (s, 3H). MS  $m/z$  443 ( $M+1$ ).

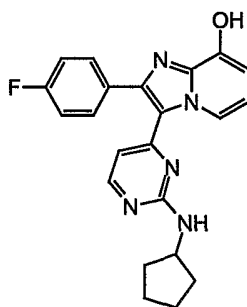
e) 4-[8-(Benzyloxy)-2-(4-fluorophenyl)imidazo[1,2-*a*]pyridin-3-yl]-*N*-cyclopentylpyrimidin-2-amine.

To a 0 °C solution of 8-(benzyloxy)-2-(4-fluorophenyl)-3-[2-  
30 (methylsulfanyl)pyrimidin-4-yl]imidazo[1,2-*a*]pyridine (60 mg, 0.14 mmol) in dichloromethane (3 mL) was added 3-chloroperoxybenzoic acid (34 mg, 0.20 mmol).

The mixture was allowed to warm to room temperature and stirred for 2 hours. The mixture was diluted with dichloromethane, washed with saturated aqueous sodium bicarbonate, and concentrated. The residue was dissolved in cyclopentylamine and stirred at room temperature for 2.5 hours. The mixture was concentrated and the residue purified by silica chromatography, eluting with 5% acetone in dichloromethane to yield 55 mg (84%) of 4-[8-(benzyloxy)-2-(4-fluorophenyl)imidazo[1,2-*a*]pyridin-3-yl]-*N*-cyclopentylpyrimidin-2-amine. <sup>1</sup>H NMR (CDCl<sub>3</sub>): δ 9.11 (m, 1H), 8.13 (d, 1H), 7.72 (dd, 2H), 7.54 (d, 2H), 7.41 (m, 3H), 7.13 (t, 2H), 6.76 (t, 1H), 6.64 (d, 1H), 6.44 (d, 1H), 5.46 (d, 2H), 5.30 (m, 1H), 4.37 (m, 1H), 2.13 (m, 2H), 1.75 (m, 6H); MS *m/z* 480 (M+1).

Example 58: 3-[2-(Cyclopentylamino)pyrimidin-4-yl]-2-(4-fluorophenyl)imidazo[1,2-*a*]pyridin-8-ol.

15



To a solution of 4-[8-(benzyloxy)-2-(4-fluorophenyl)imidazo[1,2-*a*]pyridin-3-yl]-*N*-cyclopentylpyrimidin-2-amine (30 mg, 0.063 mmol) in ethanol (2 mL) was added 10% palladium on carbon (4 mg). The mixture was stirred under 10 psi of hydrogen for 3 hours. Additional 10% palladium on carbon (5 mg) was added and the mixture stirred under 15 psi of hydrogen for 1 hour. The catalyst was removed by filtering the mixture through Celite. The filtrate was concentrated and the residue purified by silica chromatography, eluting with 10% acetone in dichloromethane to yield 15 mg (60%) of 3-[2-(cyclopentylamino)pyrimidin-4-yl]-2-(4-fluorophenyl)imidazo[1,2-*a*]pyridin-8-ol. <sup>1</sup>H NMR (CDCl<sub>3</sub>): δ 9.10 (m, 1H), 8.13 (d, 1H), 7.64 (dd, 2H), 7.15 (t, 2H), 6.86 (m, 2H), 6.41 (d, 1H), 5.27 (d, 1H), 4.38 (m, 1H), 2.13 (m, 2H), 1.73 (m, 6H); MS *m/z* 390 (M+1).

Example 59: Biological Activity

In the following example, "MEM" means Minimal Essential Media; "FBS" means Fetal Bovine Serum; "NP40" and "Igepal" are detergents; "MOI" means Multiplicity of Infection; "NaOH" means sodium hydroxide; "MgCl<sub>2</sub>" means magnesium chloride;

- 5 "dATP" means deoxyadenosine 5' triphosphate; "dUTP" means deoxyuridine 5' triphosphate; "dCTP" means dexoxycytidine 5' triphosphate; "dGTP" means deoxyguanosine 5' triphosphate; "GuSCN" means Guanidinium thiocyanate; "EDTA" means ethylenediamine tetraacetic acid; "TE" means Tris-EDTA; "SCC" means sodium chloride/sodium citrate; "APE" means a solution of ammonia acetate, ammonia  
10 phosphate, EDTA; "PBS" means phosphate buffered saline; and "HRP" means horseradish peroxidase.

a) Tissue Culture and HSV infection.

- Vero 76 cells were maintained in MEM with Earle's salts, L-glutamine, 8% FBS  
15 (Hyclone, A-1111-L) and 100 units/mL Penicillin-100 µg/mL Streptomycin. For assay conditions, FBS was reduced to 2%. Cells are seeded into 96-well tissue culture plates at a density of  $5 \times 10^4$  cells/well after being incubated for 45 min at 37°C in the presence of HSV-1 or HSV-2 (MOI =0.001). Test compounds are added to the wells and the plates are incubated at 37°C for 40- 48 hours. Cell lysates are prepared as  
20 follows: media was removed and replaced with 150 µL/well 0.2 N NaOH with 1% Igepal CA 630 or NP-40. Plates were incubated up to 14 days at room temperature in a humidified chamber to prevent evaporation.

(b) Preparation of detection DNA.

- 25 For the detection probe, a gel-purified, digoxigenin-labeled, 710-bp PCR fragment of the HSV UL-15 sequence was utilized. PCR conditions included 0.5 µM primers, 180 µM dTTP, 20 µM dUTP-digoxigenin (Boehringer Mannheim 1558706), 200 µM each of dATP, dCTP, and dGTP, 1X PCR Buffer II (Perkin Elmer), 2.5 mM MgCl<sub>2</sub>, 0.025 units/µL of AmpliTaq Gold polymerase (Perkin Elmer), and 5 ng of gel-purified HSV DNA per  
30 100 µL. Extension conditions were 10 min at 95°C, followed by 30 cycles of 95°C for 1 min, 55°C for 30 sec, and 72°C for 2 min. The amplification was completed with a 10-

min incubation at 72°C. Primers were selected to amplify a 728 bp probe spanning a section of the HSV1 UL15 open reading frame (nucleotides 249-977). Single-stranded transcripts were purified with Promega M13 Wizard kits. The final product was mixed 1:1 with a mixture of 6 M GuSCN, 100 mM EDTA and 200 µg/mL herring sperm DNA  
5 and stored at 4°C.

(c) Preparation of capture plates.

The capture DNA plasmid (HSV UL13 region in pUC) was linearized by cutting with Xba I, denatured for 15 min at 95°C and diluted immediately into Reacti-Bind DNA  
10 Coating Solution (Pierce, 17250, diluted 1:1 with TE buffer, pH 8) at 1 ng/µL. 75 µL/well were added to Corning (#3922 or 9690) white 96-well plates and incubated at room temperature for at least 4 hrs before washing twice with 300 µL/well 0.2X SSC/0.05% Tween-20 (SSC/T buffer). The plates were then incubated overnight at room temperature with 150 µL/well 0.2 N NaOH, 1% IGEPAL and 10 µg/mL herring  
15 sperm DNA.

(d) Hybridization.

Twenty-seven (27) µL of cell lysate was combined with 45 µL of hybridization solution (final concentration: 3M GuSCN, 50 mM EDTA, 100 µg/ml salmon sperm DNA, 5X  
20 Denhardt's solution, 0.25X APE, and 5 ng of the digoxigenin-labeled detection probe). APE is 1.5 M NH<sub>4</sub>-acetate, 0.15 M ammonium phosphate monobasic, and 5 mM EDTA adjusted to pH 6.0. Mineral oil (50 µL) was added to prevent evaporation. The hybridization plates were incubated at 95°C for 10 minutes to denature the DNA, then incubated at 42°C overnight. The wells were washed 6X with 300 µL/well SSC/T buffer  
25 then incubated with 75 µL/well anti-digoxigenin- HRP-conjugated antibody (Boehringer Mannheim 1207733, 1:5000 in TE) for 30 min at room temperature. The wells were washed 6X with 300 µL/well with PBS/0.05% Tween-20 before 75 µL/well SuperSignal LBA substrate (Pierce) was added. The plates were incubated at room temperature for 30 minutes and chemiluminescence was measured in a Wallac Victor  
30 reader.

## e) Results.

The following results were obtained for HSV-1.

Example No.	IC <sub>50</sub> (μM)
1	0.6
2	3.9
3	0.4
4	1.4
5	0.65
6	0.34
7	2.4
8	>5.0
9	1.2
10	1.75
11	3.3
15	2.3
16	0.37
17	3.1
18	0.34
19	3.74
20	0.71
21	0.64
22	0.84
23	0.21
24	0.56
25	0.3
26	0.31
27	0.2
28	6.3
29	> 5.0
30	1.6

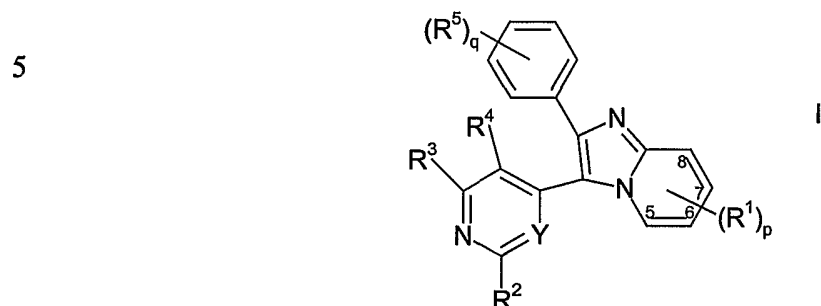


Example No.	IC <sub>50</sub> (μM)
31	1.2
32	3.3
33	1.6
34	1.5
35	1.46
36	0.65
37	na
38	0.95
39	1.4
40	0.79
41	0.18
42	0.29
43	0.47
44	1.2
45	0.14
46	1.5
47	4
48	2.1
49	3.3
50	0.18
51	0.51
52	0.62
53	0.2
54	0.84
55	7.0
56	2.9
57	0.97
58	0.2

The results demonstrate that the compounds of the present invention are useful for the treatment and prophylaxis of herpes viral infections.

## CLAIMS

1. A compound of formula (I):



wherein:

p is 0, 1, 2, 3 or 4;

each R¹ is the same or different and is independently selected from the group

15 consisting of halo, alkyl, alkenyl, alkynyl, cycloalkyl, cycloalkenyl, Ay, Het, -OR⁷, -OAY, -OR¹⁰AY, -OHet, -OR¹⁰Het, -C(O)R⁹, -C(O)AY, -C(O)Het, -CO₂R⁹, -C(O)NR⁷R⁸, -C(O)NR⁷AY, -C(O)NHR¹⁰AY, -C(O)NHR¹⁰Het, -C(S)NR⁹R¹¹, -C(NH)NR⁷R⁸, -C(NH)NR⁷AY, -S(O)ₙR⁹, -S(O)ₙAY, -S(O)ₙHet, -S(O)₂NR⁷R⁸, -S(O)₂NR⁷AY, -NR⁷R⁸, -NR⁷AY, -NHHet, -NHR¹⁰AY, -NHR¹⁰Het, -R¹⁰cycloalkyl, -R¹⁰AY, -R¹⁰Het, -R¹⁰O-C(O)R⁹, -R¹⁰O-C(O)AY, -R¹⁰O-C(O)Het, -R¹⁰O-S(O)ₙR⁹, -R¹⁰OR⁹, -R¹⁰C(O)R⁹, -R¹⁰CO₂R⁹, -R¹⁰C(O)NR⁹R¹¹, -R¹⁰C(O)NR⁷AY, -R¹⁰C(O)NHR¹⁰Het, -R¹⁰C(S)NR⁹R¹¹, -R¹⁰C(NH)NR⁹R¹¹, -R¹⁰SO₂R⁹, -R¹⁰SO₂NR⁹R¹¹, -R¹⁰SO₂NHCOR⁹, -R¹⁰NR⁷R⁸, -R¹⁰NR⁷AY, -R¹⁰NHC(NH)NR⁹R¹¹, cyano, nitro and azido; or

25 two adjacent R¹ groups together with the atoms to which they are bonded form a C₅-₆cycloalkyl or a 5 or 6-membered heterocyclic ring containing 1 or 2 heteroatoms;

30 each R⁷ and R⁸ are the same or different and are independently selected from the group consisting of H, alkyl, cycloalkyl, alkenyl, cycloalkenyl, -OR⁹, -C(O)R⁹, -CO₂R⁹, -C(O)NR⁹R¹¹, -C(S)NR⁹R¹¹, -C(NH)NR⁹R¹¹, -SO₂R¹⁰, -SO₂NR⁹R¹¹, -R¹⁰cycloalkyl, -R¹⁰OR⁹, -R¹⁰C(O)R⁹, -R¹⁰CO₂R⁹, -R¹⁰C(O)NR⁹R¹¹, -R¹⁰C(S)NR⁹R¹¹, -R¹⁰C(NH)NR⁹R¹¹, -R¹⁰SO₂R¹⁰,

$-R^{10}SO_2NR^9R^{11}$ ,  $-R^{10}SO_2NHCOR^9$ ,  $-R^{10}NR^9R^{11}$ ,  $-R^{10}NHCOR^9$ ,  
 $-R^{10}NHSO_2R^9$  and  $-R^{10}NHC(NH)NR^9R^{11}$ ;

each  $R^9$  and  $R^{11}$  are the same or different and are independently selected from  
the group consisting of H, alkyl, cycloalkyl,  $-R^{10}$ cycloalkyl,  $-R^{10}OH$ ,  
5  $-R^{10}(OR^{10})_w$  where  $w$  is 1–10, and  $-R^{10}NR^{10}R^{10}$ ;

each  $R^{10}$  is the same or different and is independently selected from the group  
consisting of alkyl, alkenyl, alkynyl, cycloalkyl and cycloalkenyl;

Ay is aryl;

Het is a 5- or 6-membered heterocyclic or heteroaryl group;

10  $R^2$  is selected from the group consisting of halo, alkenyl, cycloalkyl, cycloalkenyl, Ay,  
Het,  $-OR^7$ ,  $-OAY$ ,  $-OHet$ ,  $-OR^{10}Het$ ,  $-S(O)_nR^9$ ,  $-S(O)_nAy$ ,  $-S(O)_nNR^7R^8$ ,  $-S(O)_nHet$ ,  
 $-NR^7R^8$ ,  $-NHHet$ ,  $-NHR^{10}Ay$ ,  $-NHR^{10}Het$ ,  $-R^{10}NR^7R^8$  and  $-R^{10}NR^7Ay$ ;

$n$  is 0, 1 or 2;

$Y$  is N or CH;

15  $R^3$  and  $R^4$  are the same or different and are each independently selected from the  
group consisting of H, halo, alkyl, alkenyl, cycloalkyl, Ay, Het,  $-OR^7$ ,  $-OAY$ ,  
 $-C(O)R^7$ ,  $-C(O)AY$ ,  $-CO_2R^7$ ,  $-CO_2AY$ ,  $-SO_2NHR^9$ ,  $-NR^7R^8$ ,  $-NR^7Ay$ ,  $-NHHet$ ,  
 $-NHR^{10}Het$ ,  $-R^{10}$ cycloalkyl,  $-R^{10}OR^7$ ,  $-R^{10}OAY$ ,  $-R^{10}NR^7R^8$  and  $-R^{10}NR^7Ay$ ;

$q$  is 0, 1, 2, 3, 4 or 5; and

20 each  $R^5$  is the same or different and is independently selected from the group  
consisting of halo, alkyl, alkenyl, alkynyl, cycloalkyl, cycloalkenyl, Ay, Het,  $-OR^7$ ,  
 $-OAY$ ,  $-OHet$ ,  $-OR^{10}Ay$ ,  $-OR^{10}Het$ ,  $-C(O)R^9$ ,  $-C(O)AY$ ,  $-C(O)Het$ ,  $-CO_2R^9$ ,  
 $-C(O)NR^7R^8$ ,  $-C(O)NR^7Ay$ ,  $-C(O)NHR^{10}Het$ ,  $-C(S)NR^9R^{11}$ ,  $-C(NH)NR^7R^8$ ,  
 $-C(NH)NR^7Ay$ ,  $-S(O)_nR^9$ ,  $-S(O)_2NR^7R^8$ ,  $-S(O)_2NR^7Ay$ ,  $-NR^7R^8$ ,  $-NR^7Ay$ ,  $-NHHet$ ,  
25  $-NHR^{10}Ay$ ,  $-NHR^{10}Het$ ,  $-R^{10}$ cycloalkyl,  $-R^{10}Het$ ,  $-R^{10}OR^9$ ,  $-R^{10}C(O)R^9$ ,  $-R^{10}CO_2R^9$ ,  
 $-R^{10}C(O)NR^9R^{11}$ ,  $-R^{10}C(O)NR^7Ay$ ,  $-R^{10}C(O)NHR^{10}Het$ ,  $-R^{10}C(S)NR^9R^{11}$ ,  
 $-R^{10}C(NH)NR^9R^{11}$ ,  $-R^{10}SO_2R^9$ ,  $-R^{10}SO_2NR^9R^{11}$ ,  $-R^{10}SO_2NHCOR^9$ ,  $-R^{10}NR^7R^8$ ,  
 $-R^{10}NR^7Ay$ ,  $-R^{10}NHC(NH)NR^9R^{11}$ , cyano, nitro and azido; or

two adjacent  $R^5$  groups together with the atoms to which they are bonded  
30 form a  $C_{5-6}$  cycloalkyl or aryl;

wherein when  $Y$  is CH,  $R^3$  is not  $-NR^7Ay$ ;

and pharmaceutically acceptable salts, solvates and physiologically functional derivatives thereof.

2. The compound according to claim 1 wherein each  $R^1$  is the same or different  
5 and is independently selected from the group consisting of halo, alkyl, cycloalkyl, Ay, Het,  $-OR^7$ ,  $-C(O)R^9$ ,  $-C(O)Het$ ,  $-CO_2R^9$ ,  $-C(O)NR^7R^8$ ,  $-C(O)NR^7Ay$ ,  $-C(O)NHR^{10}Het$ ,  $-S(O)_nR^9$ ,  $-S(O)_2NR^7R^8$ ,  $-S(O)_2NR^7Ay$ ,  $-NR^7R^8$ ,  $-NR^7Ay$ ,  $-NHHet$ ,  $-NHR^{10}Ay$ ,  $-NHR^{10}Het$ ,  $-R^{10}cycloalkyl$ ,  $-R^{10}Het$ ,  $-R^{10}OR^9$ ,  $-R^{10}C(O)NR^7Ay$ ,  $-R^{10}SO_2NHCOR^9$ ,  $-R^{10}NR^7R^8$ ,  $-R^{10}NR^7Ay$ , cyano, nitro and azido.
- 10 3. The compound according to claim 1 wherein each  $R^1$  is the same or different and is independently selected from the group consisting of halo, alkyl, Het,  $-NR^7R^8$ ,  $-NR^7Ay$ , and  $-NHHet$ .
- 15 4. The compound according to claim 1 wherein p is 1 or 2.
5. The compound according to claim 1 wherein  $R^2$  is selected from the group consisting of Het,  $-OR^7$ ,  $-S(O)_nR^9$ ,  $-NR^7R^8$ ,  $-NHHet$  and  $-NHR^{10}Het$ .
- 20 6. The compound according to claim 1 wherein  $R^2$  is  $-NR^7R^8$ .
7. The compound according to claim 1 wherein Y is N.
8. The compound according to claim 1 wherein Y is CH.
- 25 9. The compound according to any of claims 1-8 wherein  $R^3$  and  $R^4$  are the same or different and are each independently selected from the group consisting of H, halo, alkyl, Ay,  $-OR^7$ ,  $-CO_2R^7$ ,  $-NR^7R^8$ ,  $-R^{10}OR^7$  and  $-R^{10}NR^7R^8$ .
- 30 10. The compound according to any of claims 1-9 wherein  $R^3$  and  $R^4$  are both H.

11. The compound according to any of claims 1-10 wherein q is 0, 1 or 2.
12. The compound according to any of claims 1-11 wherein each R<sup>5</sup> is the same or different and is independently selected from the group consisting of halo, alkyl,  
5 alkenyl, Ay, Het, -OR<sup>7</sup>, -OAy, -CO<sub>2</sub>R<sup>9</sup>, -C(O)NR<sup>7</sup>R<sup>8</sup>, -C(O)NR<sup>7</sup>Ay, -S(O)<sub>2</sub>NR<sup>7</sup>R<sup>8</sup>, -NR<sup>7</sup>R<sup>8</sup>,  
-NR<sup>7</sup>Ay, -NHR<sup>10</sup>Ay, cyano, nitro and azido.
13. The compound according to any of claims 1-12, wherein each R<sup>5</sup> is the same or different and is independently selected from the group consisting of halo, alkyl,  
10 -OR<sup>7</sup>, -NR<sup>7</sup>R<sup>8</sup> and cyano.
14. A compound selected from the group consisting of:  
3-[2-(Cyclopentylamino)-4-pyrimidinyl]-2-(4-fluorophenyl)imidazo[1,2-*a*]pyridin-8-amine;  
15 4-[8-Chloro-2-(4-fluorophenyl)imidazo[1,2-*a*]pyridin-3-yl]-*N*-cyclopentyl-2-pyrimidinamine;  
*N*-Cyclopentyl-3-[2-(cyclopentylamino)-4-pyrimidinyl]-2-(4-fluorophenyl)imidazo[1,2-*a*]pyridin-8-amine;  
*N*-Cyclopentyl-4-[2-(4-fluorophenyl)-8-(1-pyrrolidinyl)imidazo[1,2-*a*]pyridin-3-yl]-2-  
20 pyrimidinamine;  
*N*-Butyl-3-[2-(cyclopentylamino)-4-pyrimidinyl]-2-(4-fluorophenyl)imidazo[1,2-*a*]pyridin-8-amine;  
3-[2-(Cyclopentylamino)-4-pyrimidinyl]-2-(4-fluorophenyl)-*N*-(2-methoxyethyl)imidazo[1,2-*a*]pyridin-8-amine;  
25 4-[8-Chloro-2-(4-fluorophenyl)imidazo[1,2-*a*]pyridin-3-yl]-*N*-methyl-2-pyrimidinamine;  
*N*-Cyclopentyl-2-(4-fluorophenyl)-3-[2-(methylamino)-4-pyrimidinyl]imidazo[1,2-*a*]pyridin-8-amine;  
4-[8-Chloro-2-(4-methoxyphenyl)imidazo[1,2-*a*]pyridin-3-yl]-*N*-cyclopentyl-2-  
30 pyrimidinamine;

- N*-Cyclopentyl-3-[2-(cyclopentylamino)-4-pyrimidinyl]-2-(4-methoxyphenyl)imidazo[1,2-*a*]pyridin-8-amine;
- 4-{8-(Cyclopentylamino)-3-[2-(cyclopentylamino)-4-pyrimidinyl]imidazo[1,2-*a*]pyridin-2-yl}phenol;
- 5 8-chloro-2-(4-fluorophenyl)-3-(2-fluoro-4-pyridinyl)imidazo[1,2-*a*]pyridine;
- 4-[8-Chloro-2-(4-fluorophenyl)imidazo[1,2-*a*]pyridin-3-yl]-*N*-cyclopentyl-2-pyrimidinamine;
- N*-Cyclopentyl-3-[2-(cyclopentylamino)-4-pyrimidinyl]-2-(4-fluorophenyl)imidazo[1,2-*a*]pyridin-8-amine;
- 10 4-[8-Chloro-2-(3-methoxyphenyl)imidazo[1,2-*a*]pyridin-3-yl]-*N*-cyclopentyl-2-pyrimidinamine;
- N*-Cyclopentyl-3-[2-(cyclopentylamino)-4-pyrimidinyl]-2-(3-methoxyphenyl)imidazo[1,2-*a*]pyridin-8-amine;
- 3-{8-(Cyclopentylamino)-3-[2-(cyclopentylamino)-4-pyrimidinyl]imidazo[1,2-*a*]pyridin-2-yl}phenol;
- 15 2-[3-(Allyloxy)phenyl]-*N*-cyclopentyl-3-[2-(cyclopentylamino)-4-pyrimidinyl]imidazo[1,2-*a*]pyridin-8-amine;
- 4-[8-Chloro-2-(4-methylphenyl)imidazo[1,2-*a*]pyridin-3-yl]-*N*-cyclopentyl-2-pyrimidinamine;
- 20 *N*-Cyclopentyl-3-[2-(cyclopentylamino)-4-pyrimidinyl]-2-(4-methylphenyl)imidazo[1,2-*a*]pyridin-8-amine;
- 3-[2-(Cyclopentylamino)-4-pyrimidinyl]-*N*-(2-methoxyethyl)-2-(4-methylphenyl)imidazo[1,2-*a*]pyridin-8-amine;
- N*-Cyclopentyl-4-[2-(4-methylphenyl)-8-(4-morpholinyl)imidazo[1,2-*a*]pyridin-3-yl]-2-pyrimidinamine;
- 25 4-[8-Chloro-2-(2-naphthyl)imidazo[1,2-*a*]pyridin-3-yl]-*N*-cyclopropyl-2-pyrimidinamine;
- N*-Cyclopropyl-3-[2-(cyclopropylamino)-4-pyrimidinyl]-2-(2-naphthyl)imidazo[1,2-*a*]pyridin-8-amine;
- 30 4-{8-Chloro-3-[2-(cyclopentylamino)-4-pyrimidinyl]imidazo[1,2-*a*]pyridin-2-yl}benzonitrile;

- 4-{8-(Cyclopentylamino)-3-[2-(cyclopentylamino)-4-pyrimidinyl]imidazo[1,2-  
a]pyridin-2-yl}benzonitrile;
- 4-[3-[2-(Cyclopentylamino)-4-pyrimidinyl]-8-(4-morpholinyl)imidazo[1,2-a]pyridin-2-  
yl]benzonitrile;
- 5 4-[3-[2-(Cyclopentylamino)-4-pyrimidinyl]-8-(4-morpholinyl)imidazo[1,2-a]pyridin-2-  
yl]benzamide;
- 4-{8-(Cyclopentylamino)-3-[2-(cyclopentylamino)-4-pyrimidinyl]imidazo[1,2-  
a]pyridin-2-yl}benzamide;
- N*-{4-[8-Chloro-2-(3-nitrophenyl)imidazo[1,2-a]pyridin-3-yl]-2-pyrimidinyl}-*N*-  
10 cyclopentylamine;
- N*-Cyclopentyl-4-[8-(4-morpholinyl)-2-(3-nitrophenyl)imidazo[1,2-a]pyridin-3-yl]-2-  
pyrimidinamine;
- 4-[2-(3-Aminophenyl)-8-chloroimidazo[1,2-a]pyridin-3-yl]-*N*-cyclopentyl-2-  
pyrimidinamine;
- 15 2-(3-Aminophenyl)-*N*-cyclopentyl-3-[2-(cyclopentylamino)-4-  
pyrimidinyl]imidazo[1,2-a]pyridin-8-amine;
- N*-Cyclopentyl-3-[2-(cyclopentylamino)-4-pyrimidinyl]-2-{3-  
[(cyclopropylmethyl)amino]phenyl}imidazo[1,2-a]pyridin-8-amine;
- 2-{3-[Bis(cyclopropylmethyl)amino]phenyl}-*N*-cyclopentyl-3-[2-(cyclopentylamino)-  
20 4-pyrimidinyl]imidazo[1,2-a]pyridin-8-amine;
- 3-{8-Chloro-3-[2-(cyclopentylamino)-4-pyrimidinyl]imidazo[1,2-a]pyridin-2-  
yl}benzonitrile;
- 3-{8-(Cyclopentylamino)-3-[2-(cyclopentylamino)-4-pyrimidinyl]imidazo[1,2-  
a]pyridin-2-yl}benzonitrile;
- 25 *N*-Cyclopentyl-4-[6,8-dichloro-2-(4-fluorophenyl)imidazo[1,2-a]pyridin-3-yl]-2-  
pyrimidinamine;
- N*-{4-[6-Chloro-8-(cyclopentylamino)-2-(4-fluorophenyl)imidazo[1,2-a]pyridin-3-yl]-  
2-pyrimidinyl}-*N*-cyclopentylamine;
- N*-Cyclopentyl-4-[6,8-dibromo-2-(4-fluorophenyl)imidazo[1,2-a]pyridin-3-yl]-2-  
30 pyrimidinamine;



- N*-{4-[6-Bromo-8-(cyclopentylamino)-2-(4-fluorophenyl)imidazo[1,2-*a*]pyridin-3-yl]-2-pyrimidinyl}-*N*-cyclopentylamine;
- 6-Bromo-*N*-butyl-3-[2-(cyclopentylamino)-4-pyrimidinyl]-2-(4-fluorophenyl)imidazo[1,2-*a*]pyridin-8-amine;
- 5 *N*-Cyclopentyl-4-[2-(4-fluorophenyl)-6,8-di(4-morpholinyl)imidazo[1,2-*a*]pyridin-3-yl]-2-pyrimidinamine;
- N*-{4-[6-Bromo-2-(4-fluorophenyl)-8-methylimidazo[1,2-*a*]pyridin-3-yl]-2-pyrimidinyl}-*N*-cyclopentylamine;
- N*-Cyclopentyl-3-[2-(cyclopentylamino)-4-pyrimidinyl]-2-(4-fluorophenyl)-8-methylimidazo[1,2-*a*]pyridin-6-amine;
- 10 *N*-Cyclopentyl-4-[2-(4-fluorophenyl)-8-methylimidazo[1,2-*a*]pyridin-3-yl]-2-pyrimidinamine;
- N*-{4-[6-Bromo-2-(4-fluorophenyl)imidazo[1,2-*a*]pyridin-3-yl]-2-pyrimidinyl}-*N*-cyclopentylamine;
- 15 *N*-Cyclopentyl-3-[2-(cyclopentylamino)-4-pyrimidinyl]-2-(4-fluorophenyl)imidazo[1,2-*a*]pyridin-6-amine;
- N*-Cyclopentyl-4-[2-(4-fluorophenyl)imidazo[1,2-*a*]pyridin-3-yl]-2-pyrimidinamine;
- N*-Cyclopentyl-4-[2-(4-fluorophenyl)-6-(4-morpholinyl)imidazo[1,2-*a*]pyridin-3-yl]-2-pyrimidinamine;
- 20 3-[2-(cyclopentylamino)-4-pyrimidinyl]-*N*-cyclopropyl-2-(4-fluorophenyl)imidazo[1,2-*a*]pyridin-8-amine;
- 2-[4-(Allyloxy)phenyl]-*N*-cyclopentyl-3-[2-(cyclopentylamino)-4-pyrimidinyl]imidazo[1,2-*a*]pyridin-8-amine;
- N*-Cyclopentyl-3-[2-(cyclopentylamino)-4-pyrimidinyl]-2-[4-(cyclopropylmethoxy)phenyl]imidazo[1,2-*a*]pyridin-8-amine;
- 25 *N*-Cyclopentyl-3-[2-(cyclopentylamino)-4-pyrimidinyl]-2-(4-fluorophenyl)-6-(trifluoromethyl)imidazo[1,2-*a*]pyridin-8-amine;
- 3-{8-(Cyclopentylamino)-3-[2-(cyclopentylamino)pyrimidin-4-yl]imidazo[1,2-*a*]pyridin-2-yl}benzoic acid;
- 30 2-(3-Azidophenyl)-*N*-butyl-3-[2-(cyclopentylamino)pyrimidin-4-yl]imidazo[1,2-*a*]pyridin-8-amine;

4-[8-(Benzyloxy)-2-(4-fluorophenyl)imidazo[1,2-*a*]pyridin-3-yl]-*N*-  
cyclopentylpyrimidin-2-amine; and  
3-[2-(Cyclopentylamino)pyrimidin-4-yl]-2-(4-fluorophenyl)imidazo[1,2-*a*]pyridin-8-  
ol,

5 and pharmaceutically acceptable salts, solvates and physiologically functional  
derivatives thereof.

15. A pharmaceutical composition comprising a compound according to any of  
claims 1-14.

10

16. The pharmaceutical composition according to claim 15 further comprising a  
pharmaceutically acceptable carrier or diluent.

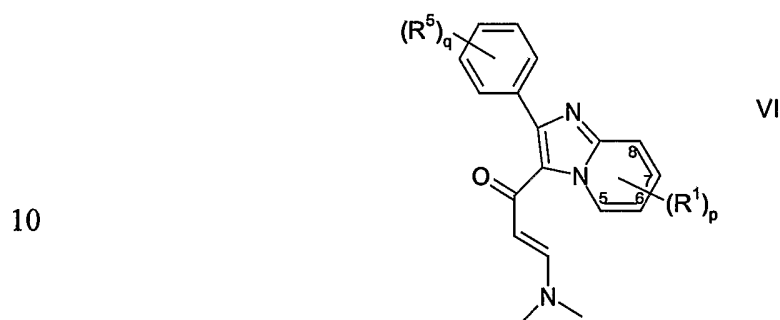
17. The pharmaceutical composition according to any of Claims 15 or 16, further  
15 comprising an antiviral agent selected from the group consisting of aciclovir and  
valaciclovir.

18. A method for the prophylaxis or treatment of a herpes viral infection in an  
animal, said method comprising administering to the animal a therapeutically  
20 effective amount of a compound according to any of claims 1-14.

19. The method according to claim 18 wherein said herpes viral infection is  
selected from the group consisting of herpes simplex virus 1, herpes simplex virus 2,  
cytomegalovirus, Epstein Barr virus, varicella zoster virus, human herpes virus 6,  
25 human herpes virus 7, and human herpes virus 8.

20. A method for the prophylaxis or treatment of conditions or diseases associated  
with herpes viral infections in an animal, comprising administering to the animal a  
therapeutically effective amount of a compound according to any of claims 1-14.

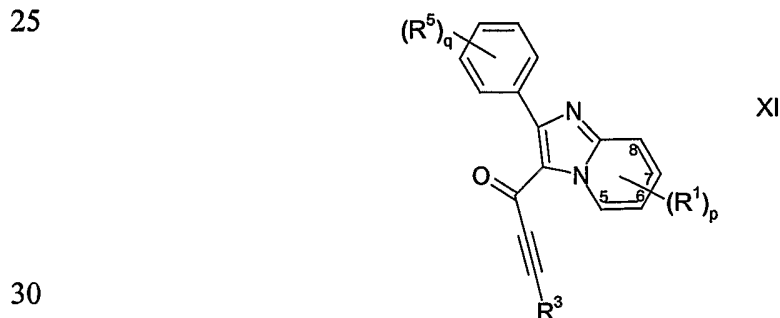
21. A process for preparing a compound according to any of claims 1-14, wherein Y is N; R<sup>2</sup> is selected from the group consisting of alkenyl, cycloalkyl, cycloalkenyl, Ay, Het, -OR<sup>7</sup>, -OAY, -OHet, -OR<sup>10</sup>Het, -S(O)<sub>n</sub>R<sup>9</sup>, -S(O)<sub>n</sub>AY, -S(O)<sub>n</sub>NR<sup>7</sup>R<sup>8</sup>, -S(O)<sub>n</sub>Het, -NR<sup>7</sup>R<sup>8</sup>, -NHHet, -NHR<sup>10</sup>AY, -NHR<sup>10</sup>Het, -R<sup>10</sup>NR<sup>7</sup>R<sup>8</sup> and -R<sup>10</sup>NR<sup>7</sup>AY; and R<sup>3</sup> and R<sup>4</sup> are both H,  
 5 said process comprising reacting a compound of formula (VI):



with a compound of formula (VII)

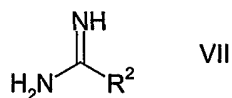


22. A process for preparing a compound according to any of claims 1-14 wherein Y is N; R<sup>2</sup> is selected from the group consisting of alkenyl, cycloalkyl, cycloalkenyl, Ay, Het, -OR<sup>7</sup>, -OAY, -OHet, -OR<sup>10</sup>Het, -S(O)<sub>n</sub>R<sup>9</sup>, -S(O)<sub>n</sub>AY, -S(O)<sub>n</sub>NR<sup>7</sup>R<sup>8</sup>, -S(O)<sub>n</sub>Het, -NR<sup>7</sup>R<sup>8</sup>, -NHHet, -NHR<sup>10</sup>AY, -NHR<sup>10</sup>Het, -R<sup>10</sup>NR<sup>7</sup>R<sup>8</sup> and -R<sup>10</sup>NR<sup>7</sup>AY; R<sup>3</sup> is selected from the group consisting of H, alkyl, alkenyl, cycloalkyl, Ay, Het, -C(O)R<sup>7</sup>, -CO<sub>2</sub>R<sup>7</sup>, -SO<sub>2</sub>NHR<sup>9</sup>, -NR<sup>7</sup>R<sup>8</sup> (where R<sup>7</sup> and R<sup>8</sup> are not H), -R<sup>10</sup>OR<sup>7</sup> and -R<sup>10</sup>NR<sup>7</sup>R<sup>8</sup>; and R<sup>4</sup> is H;  
 20 said process comprising reacting a compound of formula (XI):



139

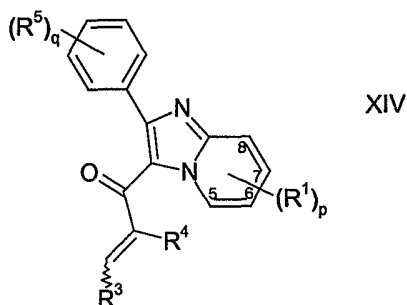
with a compound of formula (VII)



5

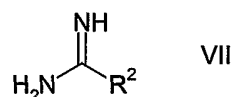
23. A process for preparing a compound according to any of claims 1-14, wherein Y is N and R<sup>2</sup> is selected from the group consisting of alkenyl, cycloalkyl, cycloalkenyl, Ay, Het, -OR<sup>7</sup>, -OAY, -OHet, -OR<sup>10</sup>Het, -S(O)<sub>n</sub>R<sup>9</sup>, -S(O)<sub>n</sub>AY, -S(O)<sub>n</sub>NR<sup>7</sup>R<sup>8</sup>, -S(O)<sub>n</sub>Het, -NR<sup>7</sup>R<sup>8</sup>, -NHHet, -NHR<sup>10</sup>AY, -NHR<sup>10</sup>Het, -R<sup>10</sup>NR<sup>7</sup>R<sup>8</sup> and -R<sup>10</sup>NR<sup>7</sup>AY, said process

10 comprising reacting a compound of formula (XIV):



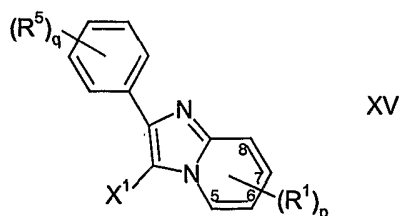
15

with a compound of formula (VII)



20

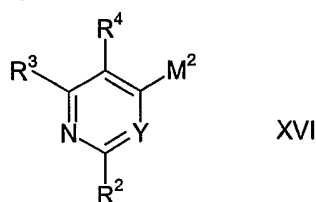
24. A process for preparing a compound according to any of claims 1-14, said process comprising reacting a compound of formula (XV):



25

wherein X<sup>1</sup> is halo;

with a compound of formula (XVI)



5

wherein M<sup>2</sup> is selected from the group consisting of -B(OH)<sub>2</sub>, -B(ORa)<sub>2</sub>, -B(Ra)<sub>2</sub>, -Sn(Ra)<sub>3</sub>, Zn-halide, ZnRa and Mg-halide, where Ra is alkyl or cycloalkyl and halide is halo.

10 25. The process according to any of claims 21-24 further comprising the step of converting the compound of formula (I) to a pharmaceutically acceptable salt, solvate or physiologically functional derivative thereof.

15 26. The process according to any of claims 21-25 further comprising the step of converting the compound of formula (I) or a pharmaceutically acceptable salt, solvate or physiologically functional derivative thereof to another compound of formula (I) or a pharmaceutically acceptable salt, solvate or physiologically functional derivative thereof.

20 27. A compound according to any of Claims 1-14 for use in therapy.

28. A compound according to any of Claims 1-14, for use in the prophylaxis or treatment of a herpes viral infection in an animal.

25 29. A compound according to any of Claims 1-14, for use in the prophylaxis or treatment of conditions or diseases associated with a herpes viral infection in an animal.

30 30. The use of a compound according to any of claims 1-14 for the preparation of a medicament for the prophylaxis or treatment of a herpes viral infection in an animal.

31. The use of a compound according to any of claims 1-14 for the preparation of a medicament for the prophylaxis or treatment of conditions or diseases associated with a herpes viral infection in an animal.
- 5 32. A pharmaceutical composition comprising a compound according to any of claims 1-14 for use in the prophylaxis or treatment of a herpes viral infection in an animal.

## INTERNATIONAL SEARCH REPORT

International Application No

PCT/US 02/18520

## A. CLASSIFICATION OF SUBJECT MATTER

IPC 7 C07D471/04 A61K31/505 A61K31/435 A61P31/12  
 //(C07D471/04,235:00,211:00)

According to International Patent Classification (IPC) or to both national classification and IPC

## B. FIELDS SEARCHED

Minimum documentation searched (classification system followed by classification symbols)

IPC 7 C07D A61K

Documentation searched other than minimum documentation to the extent that such documents are included in the fields searched

Electronic data base consulted during the international search (name of data base and, where practical, search terms used)

EPO-Internal, WPI Data, CHEM ABS Data

## C. DOCUMENTS CONSIDERED TO BE RELEVANT

Category *	Citation of document, with indication, where appropriate, of the relevant passages	Relevant to claim No.
X	WO 91 00092 A (SMITHKLINE BEECHAM CORP) 10 January 1991 (1991-01-10) cited in the application examples 10-13,15-17 ---	1-3, 8-13,15
X	WO 91 19497 A (SMITHKLINE BEECHAM CORP) 26 December 1991 (1991-12-26) examples 1,17,18 ---	1-3, 8-13,15
A	WO 99 59585 A (CAMDEN JAMES BERGER ;PROCTER & GAMBLE (US)) 25 November 1999 (1999-11-25) the whole document ---	1-32
A	FR 2 757 059 A (RHONE POULENC RORER SA) 19 June 1998 (1998-06-19) the whole document -----	1-32

☐ Further documents are listed in the continuation of box C.

☒ Patent family members are listed in annex.

## \* Special categories of cited documents :

- \*A\* document defining the general state of the art which is not considered to be of particular relevance
- \*E\* earlier document but published on or after the international filing date
- \*L\* document which may throw doubts on priority claim(s) or which is cited to establish the publication date of another citation or other special reason (as specified)
- \*O\* document referring to an oral disclosure, use, exhibition or other means
- \*P\* document published prior to the international filing date but later than the priority date claimed

- \*T\* later document published after the international filing date or priority date and not in conflict with the application but cited to understand the principle or theory underlying the invention
- \*X\* document of particular relevance; the claimed invention cannot be considered novel or cannot be considered to involve an inventive step when the document is taken alone
- \*Y\* document of particular relevance; the claimed invention cannot be considered to involve an inventive step when the document is combined with one or more other such documents, such combination being obvious to a person skilled in the art.
- \*G\* document member of the same patent family

Date of the actual completion of the international search

26 August 2002

Date of mailing of the international search report

02/09/2002

Name and mailing address of the ISA

European Patent Office, P.B. 5818 Patentlaan 2  
 NL - 2280 HV Rijswijk  
 Tel. (+31-70) 340-2040, Tx. 31 651 epo nl,  
 Fax: (+31-70) 340-3016

Authorized officer:

Fritz, M

# INTERNATIONAL SEARCH REPORT

Information on patent family members

International Application No

PCT/US 02/18520

Patent document cited in search report		Publication date	Patent family member(s)	Publication date
WO 9100092	A	10-01-1991	AU 6355190 A	17-01-1991
			CA 2060309 A1	14-12-1990
			EP 0411754 A2	06-02-1991
			IE 902142 A1	02-01-1991
			JP 5503919 T	24-06-1993
			WO 9100092 A1	10-01-1991
			US 5317019 A	31-05-1994
			ZA 9004581 A	26-06-1991
WO 9119497	A	26-12-1991	AU 8205991 A	07-01-1992
			CA 2084290 A1	13-12-1991
			EP 0533837 A1	31-03-1993
			IE 911977 A1	18-12-1991
			NZ 238485 A	25-03-1994
			PT 97960 A	31-03-1992
			WO 9119497 A1	26-12-1991
			ZA 9104491 A	30-12-1992
WO 9959585	A	25-11-1999	AU 4004299 A	06-12-1999
			BR 9911043 A	13-02-2001
			CA 2329877 A1	25-11-1999
			CN 1301158 T	27-06-2001
			EP 1079831 A1	07-03-2001
			JP 2002515432 T	28-05-2002
			NO 20005839 A	16-01-2001
			PL 344223 A1	08-10-2001
			SK 17442000 A3	06-08-2001
			TR 200003383 T2	21-03-2001
			WO 9959585 A1	25-11-1999
			US 6262093 B1	17-07-2001
			US 6245789 B1	12-06-2001
			US 6362207 B1	26-03-2002
FR 2757059	A	19-06-1998	FR 2757059 A1	19-06-1998
			AU 5487298 A	03-07-1998
			WO 9825612 A1	18-06-1998
			ZA 9711168 A	15-06-1998