



## (51) International Patent Classification:

C03C 3/085 (2006.01) C03C 21/00 (2006.01)  
C03C 3/097 (2006.01)

## (21) International Application Number:

PCT/US2018/062989

## (22) International Filing Date:

29 November 2018 (29.11.2018)

## (25) Filing Language:

English

## (26) Publication Language:

English

## (30) Priority Data:

62/591,953 29 November 2017 (29.11.2017) US

(71) Applicant: CORNING INCORPORATED [US/US]; 1  
Riverfront Plaza, Corning, New York 14831 (US).(72) Inventors: GROSS, Timothy Michael; 49 Summit Avenue,  
Corning, New York 14830 (US). GUO, Xiaoju; 66  
Overbrook Road, Painted Post, New York 14870 (US).  
LEZZI, Peter Joseph; 60 W. 4th Street, Corning, New  
York 14830 (US). MITCHELL, Alexandra Lai Ching

Kao Andrews; 14 Dove Drive, #2, Ithaca, New York 14850  
(US). ROUSSEV, Rostislav Vatchev; 6 Fox Lane West,  
Painted Post, New York 14870 (US).

(74) Agent: JOHNSON, Kevin M.; Corning Incorporated, In-  
tellectual Property Department, SP-TI-3-1, Corning, New  
York 14831 (US).

(81) Designated States (unless otherwise indicated, for every  
kind of national protection available): AE, AG, AL, AM,  
AO, AT, AU, AZ, BA, BB, BG, BH, BN, BR, BW, BY, BZ,  
CA, CH, CL, CN, CO, CR, CU, CZ, DE, DJ, DK, DM, DO,  
DZ, EC, EE, EG, ES, FI, GB, GD, GE, GH, GM, GT, HN,  
HR, HU, ID, IL, IN, IR, IS, JO, JP, KE, KG, KH, KN, KP,  
KR, KW, KZ, LA, LC, LK, LR, LS, LU, LY, MA, MD, ME,  
MG, MK, MN, MW, MX, MY, MZ, NA, NG, NI, NO, NZ,  
OM, PA, PE, PG, PH, PL, PT, QA, RO, RS, RU, RW, SA,  
SC, SD, SE, SG, SK, SL, SM, ST, SV, SY, TH, TJ, TM, TN,  
TR, TT, TZ, UA, UG, US, UZ, VC, VN, ZA, ZM, ZW.

(84) Designated States (unless otherwise indicated, for every  
kind of regional protection available): ARIPO (BW, GH,  
GM, KE, LR, LS, MW, MZ, NA, RW, SD, SL, ST, SZ, TZ,

## (54) Title: GLASSES WITH LOW EXCESS MODIFIER CONTENT

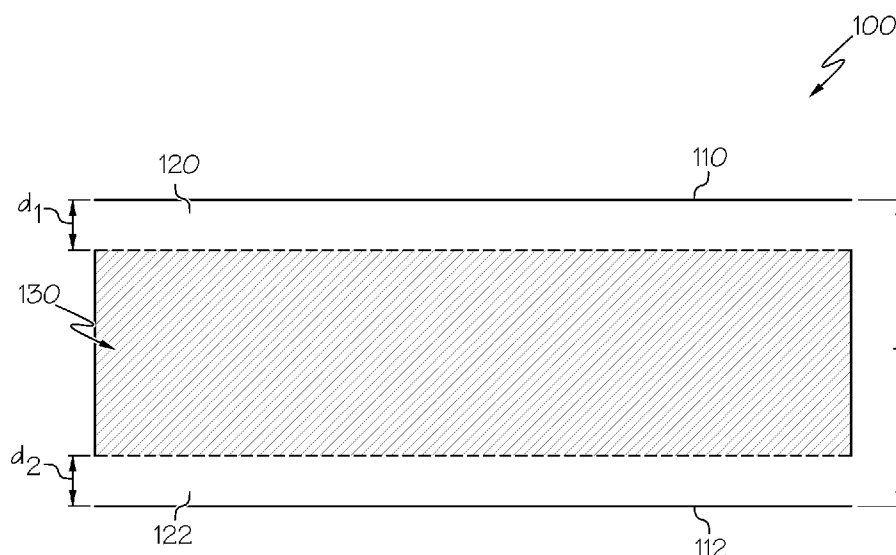


FIG. 1

(57) Abstract: A glass composition includes: from 55.0 mol% to 70.0 mol% SiO<sub>2</sub>; from 12.0 mol% to 20.0 mol% Al<sub>2</sub>O<sub>3</sub>; from 5.0 mol% to 15.0 mol% Li<sub>2</sub>O; and from 4.0 mol% to 15.0 mol% Na<sub>2</sub>O. The glass composition has the following relationships -8.00 mol% ≤ R<sub>2</sub>O + RO - Al<sub>2</sub>O<sub>3</sub> - B<sub>2</sub>O<sub>3</sub> - P<sub>2</sub>O<sub>5</sub> ≤ -1.75 mol%, 9.00 ≤ (SiO<sub>2</sub> + Al<sub>2</sub>O<sub>3</sub> + Li<sub>2</sub>O)/Na<sub>2</sub>O, and (Li<sub>2</sub>O + Al<sub>2</sub>O<sub>3</sub> + P<sub>2</sub>O<sub>5</sub>)/(Na<sub>2</sub>O + B<sub>2</sub>O<sub>3</sub>) ≤ 3.50. The glass composition may be used in a glass article or a consumer electronic product.



UG, ZM, ZW), Eurasian (AM, AZ, BY, KG, KZ, RU, TJ, TM), European (AL, AT, BE, BG, CH, CY, CZ, DE, DK, EE, ES, FI, FR, GB, GR, HR, HU, IE, IS, IT, LT, LU, LV, MC, MK, MT, NL, NO, PL, PT, RO, RS, SE, SI, SK, SM, TR), OAPI (BF, BJ, CF, CG, CI, CM, GA, GN, GQ, GW, KM, ML, MR, NE, SN, TD, TG).

**Published:**

- *with international search report (Art. 21(3))*
- *before the expiration of the time limit for amending the claims and to be republished in the event of receipt of amendments (Rule 48.2(h))*

## **GLASSES WITH LOW EXCESS MODIFIER CONTENT**

### **BACKGROUND**

#### *Related Applications*

**[0001]** This application claims the benefit of priority of U.S. Provisional Application Serial No. 62/591,953 filed on November 29, 2017, the contents of which are relied upon and incorporated herein by reference in their entirety.

#### *Field*

**[0002]** The present specification generally relates to glass compositions suitable for use as cover glass for electronic devices. More specifically, the present specification is directed to lithium containing aluminosilicate glasses that may be formed into cover glass for electronic devices by fusion drawing.

#### *Technical Background*

**[0003]** The mobile nature of portable devices, such as smart phones, tablets, portable media players, personal computers, and cameras, makes these devices particularly vulnerable to accidental dropping on hard surfaces, such as the ground. These devices typically incorporate cover glasses, which may become damaged upon impact with hard surfaces. In many of these devices, the cover glasses function as display covers, and may incorporate touch functionality, such that use of the devices is negatively impacted when the cover glasses are damaged.

**[0004]** There are two major failure modes of cover glass when the associated portable device is dropped on a hard surface. One of the modes is flexure failure, which is caused by bending of the glass when the device is subjected to dynamic load from impact with the hard surface. The other mode is sharp contact failure, which is caused by introduction of damage to the glass surface. Impact of the glass with rough hard surfaces, such as asphalt, granite, etc., can result in sharp indentations in the glass surface. These indentations become failure sites in the glass surface from which cracks may develop and propagate.

**[0005]** Glass can be made more resistant to flexure failure by the ion-exchange technique, which involves inducing compressive stress in the glass surface. However, the ion-exchanged

glass will still be vulnerable to dynamic sharp contact, owing to the high stress concentration caused by local indentations in the glass from the sharp contact.

**[0006]** It has been a continuous effort for glass makers and handheld device manufacturers to improve the resistance of handheld devices to sharp contact failure. Solutions range from coatings on the cover glass to bezels that prevent the cover glass from impacting the hard surface directly when the device drops on the hard surface. However, due to the constraints of aesthetic and functional requirements, it is very difficult to completely prevent the cover glass from impacting the hard surface.

**[0007]** It is also desirable that portable devices be as thin as possible. Accordingly, in addition to strength, it is also desired that glasses to be used as cover glass in portable devices be made as thin as possible. Thus, in addition to increasing the strength of the cover glass, it is also desirable for the glass to have mechanical characteristics that allow it to be formed by processes that are capable of making thin glass articles, such as thin glass sheets.

**[0008]** Accordingly, a need exists for glasses that can be strengthened, such as by ion exchange, and that have the mechanical properties that allow them to be formed as thin glass articles.

## SUMMARY

**[0009]** According to a first embodiment, a glass composition comprising: from greater than or equal to 55.0 mol% to less than or equal to 70.0 mol%  $\text{SiO}_2$ ; from greater than or equal to 12.0 mol% to less than or equal to 20.0 mol%  $\text{Al}_2\text{O}_3$ ; from greater than or equal to 5.0 mol% to less than or equal to 15.0 mol%  $\text{Li}_2\text{O}$ ; and from greater than or equal to 4.0 mol% to less than or equal to 15.0 mol%  $\text{Na}_2\text{O}$ , wherein  $-8.00 \text{ mol}\% \leq \text{R}_2\text{O} + \text{RO} - \text{Al}_2\text{O}_3 - \text{B}_2\text{O}_3 - \text{P}_2\text{O}_5 \leq -1.75 \text{ mol}\%$ ,  $9.00 \leq (\text{SiO}_2 + \text{Al}_2\text{O}_3 + \text{Li}_2\text{O})/\text{Na}_2\text{O}$ , and  $(\text{Li}_2\text{O} + \text{Al}_2\text{O}_3 + \text{P}_2\text{O}_5)/(\text{Na}_2\text{O} + \text{B}_2\text{O}_3) \leq 3.50$ .

**[0010]** According to a second embodiment, a glass article comprises: a first surface; a second surface opposite the first surface, wherein a thickness (t) of the glass article is measured as a distance between the first surface and the second surface; and a compressive stress layer extending from at least one of the first surface and the second surface into the thickness (t) of the glass article, wherein a central tension of the glass article is greater than or equal to 60 MPa, the compressive stress layer has a depth of compression that is from greater

than or equal to 0.15t to less than or equal to 0.25t, and the glass article is formed from a glass comprising: from greater than or equal to 55.0 mol% to less than or equal to 70.0 mol% SiO<sub>2</sub>; from greater than or equal to 12.0 mol% to less than or equal to 20.0 mol% Al<sub>2</sub>O<sub>3</sub>; from greater than or equal to 5.0 mol% to less than or equal to 15.0 mol% Li<sub>2</sub>O; and from greater than or equal to 4.0 mol% to less than or equal to 15.0 mol% Na<sub>2</sub>O, wherein  $-8.00 \text{ mol\%} \leq \text{R}_2\text{O} + \text{RO} - \text{Al}_2\text{O}_3 - \text{B}_2\text{O}_3 - \text{P}_2\text{O}_5 \leq -1.75 \text{ mol\%}$ ,  $9.00 \leq (\text{SiO}_2 + \text{Al}_2\text{O}_3 + \text{Li}_2\text{O})/\text{Na}_2\text{O}$ , and  $(\text{Li}_2\text{O} + \text{Al}_2\text{O}_3 + \text{P}_2\text{O}_5)/(\text{Na}_2\text{O} + \text{B}_2\text{O}_3) \leq 3.50$ .

**[0011]** According to a third embodiment, a glass article comprises: a first surface; a second surface opposite the first surface, wherein a thickness (t) of the glass article is measured as a distance between the first surface and the second surface; and a compressive stress layer extending from at least one of the first surface and the second surface into the thickness (t) of the glass article, wherein a central tension of the glass article is greater than or equal to 60 MPa, the compressive stress layer has a depth of compression that is from greater than or equal to 0.15t to less than or equal to 0.25t, and the glass article has a composition at a center depth of the glass article comprising: from greater than or equal to 55.0 mol% to less than or equal to 70.0 mol% SiO<sub>2</sub>; from greater than or equal to 12.0 mol% to less than or equal to 20.0 mol% Al<sub>2</sub>O<sub>3</sub>; from greater than or equal to 5.0 mol% to less than or equal to 15.0 mol% Li<sub>2</sub>O; and from greater than or equal to 4.0 mol% to less than or equal to 15.0 mol% Na<sub>2</sub>O, wherein  $-8.00 \text{ mol\%} \leq \text{R}_2\text{O} + \text{RO} - \text{Al}_2\text{O}_3 - \text{B}_2\text{O}_3 - \text{P}_2\text{O}_5 \leq -1.75 \text{ mol\%}$ ,  $9.00 \leq (\text{SiO}_2 + \text{Al}_2\text{O}_3 + \text{Li}_2\text{O})/\text{Na}_2\text{O}$ , and  $(\text{Li}_2\text{O} + \text{Al}_2\text{O}_3 + \text{P}_2\text{O}_5)/(\text{Na}_2\text{O} + \text{B}_2\text{O}_3) \leq 3.50$ .

**[0012]** According to a fourth embodiment, a glass composition comprises: from greater than or equal to 60.0 mol% to less than or equal to 70.0 mol% SiO<sub>2</sub>; from greater than or equal to 12.0 mol% to less than or equal to 18.0 mol% Al<sub>2</sub>O<sub>3</sub>; from greater than or equal to 5.0 mol% to less than or equal to 10.0 mol% Li<sub>2</sub>O; from greater than or equal to 4.0 mol% to less than or equal to 10.0 mol% Na<sub>2</sub>O; and greater than or equal to 0.75 mol% P<sub>2</sub>O<sub>5</sub>, wherein Li<sub>2</sub>O/Na<sub>2</sub>O greater than or equal to 1.00, and Al<sub>2</sub>O<sub>3</sub> + Li<sub>2</sub>O less than or equal to 25.25 mol%.

**[0013]** Additional features and advantages will be set forth in the detailed description which follows, and in part will be readily apparent to those skilled in the art from that description or recognized by practicing the embodiments described herein, including the detailed description which follows, the claims, as well as the appended drawings.

[0014] It is to be understood that both the foregoing general description and the following detailed description describe various embodiments and are intended to provide an overview or framework for understanding the nature and character of the claimed subject matter. The accompanying drawings are included to provide a further understanding of the various embodiments, and are incorporated into and constitute a part of this specification. The drawings illustrate the various embodiments described herein, and together with the description serve to explain the principles and operations of the claimed subject matter.

### **BRIEF DESCRIPTION OF THE DRAWINGS**

[0015] FIG. 1 schematically depicts a cross section of a glass having compressive stress layers on surfaces thereof according to embodiments disclosed and described herein;

[0016] FIG. 2A is a plan view of an exemplary electronic device incorporating any of the glass articles disclosed herein; and

[0017] FIG. 2B is a perspective view of the exemplary electronic device of FIG. 2A.

### **DETAILED DESCRIPTION**

[0018] Reference will now be made in detail to alkali aluminosilicate glasses according to various embodiments. Alkali aluminosilicate glasses have good ion exchangeability, and chemical strengthening processes have been used to achieve high strength and high toughness properties in alkali aluminosilicate glasses. Sodium aluminosilicate glasses are highly ion exchangeable glasses with high glass formability and quality. The substitution of  $\text{Al}_2\text{O}_3$  into the silicate glass network increases the interdiffusivity of monovalent cations during ion exchange. By chemical strengthening in a molten salt bath (*e.g.*,  $\text{KNO}_3$  and/or  $\text{NaNO}_3$ ), glasses with high strength, high toughness, and high indentation cracking resistance can be achieved.

[0019] Therefore, alkali aluminosilicate glasses with good physical properties, chemical durability, and ion exchangeability have drawn attention for use as cover glass. In particular, lithium containing aluminosilicate glasses, which have lower annealing and softening temperatures, lower coefficient of thermal expansion (CTE) values, and fast ion exchangeability, are provided herein. Through different ion exchange processes, greater central tension (CT), depth of compression (DOC), and high compressive stress (CS) can be

achieved. However, the addition of lithium in the alkali aluminosilicate glass may reduce the melting point, softening point, or liquidus viscosity of the glass.

**[0020]** Drawing processes for forming glass articles, such as, for example, glass sheets, are desirable because they allow a thin glass article to be formed with few defects. It was previously thought that glass compositions were required to have relatively high liquidus viscosities—such as a liquidus viscosity greater than 1000 kP, greater than 1100 kP, or greater than 1200 kP—to be formed by a drawing process, such as, for example, fusion drawing or slot drawing. However, developments in drawing processes allow glasses with lower liquidus viscosities to be used in drawing processes. Thus, glasses used in drawing processes may include more lithia than previously thought, and may include more glass network forming components, such as, for example, SiO<sub>2</sub>, Al<sub>2</sub>O<sub>3</sub>, and B<sub>2</sub>O<sub>3</sub>. Accordingly, a balance of the various glass components that allows the glass to realize the benefits of adding lithium and glass network formers to the glass composition, but that does not negatively impact the glass composition are provided herein.

**[0021]** In embodiments of glass compositions described herein, the concentration of constituent components (e.g., SiO<sub>2</sub>, Al<sub>2</sub>O<sub>3</sub>, Li<sub>2</sub>O, and the like) are given in mole percent (mol%) on an oxide basis, unless otherwise specified. Components of the alkali aluminosilicate glass composition according to embodiments are discussed individually below. It should be understood that any of the variously recited ranges of one component may be individually combined with any of the variously recited ranges for any other component.

**[0022]** In embodiments of the alkali aluminosilicate glass compositions disclosed herein, SiO<sub>2</sub> is the largest constituent and, as such, SiO<sub>2</sub> is the primary constituent of the glass network formed from the glass composition. Pure SiO<sub>2</sub> has a relatively low CTE and is alkali free. However, pure SiO<sub>2</sub> has a high melting point. Accordingly, if the concentration of SiO<sub>2</sub> in the glass composition is too high, the formability of the glass composition may be diminished as higher concentrations of SiO<sub>2</sub> increase the difficulty of melting the glass, which, in turn, adversely impacts the formability of the glass. In embodiments, the glass composition generally comprises SiO<sub>2</sub> in an amount from greater than or equal to 55.0 mol% to less than or equal to 70.0 mol%, and all ranges and sub-ranges between the foregoing values. In some embodiments, the glass composition comprises SiO<sub>2</sub> in amounts greater than or equal to 58.0 mol%, such as greater than or equal to 60.0 mol%, greater than or equal to 62.0 mol%, greater than or equal to 64.0 mol%, greater than or equal to 66.0 mol%, or greater

than or equal to 68.0 mol%. In embodiments, the glass composition comprises SiO<sub>2</sub> in amounts less than or equal to 68.0 mol%, such as less than or equal to 66.0 mol%, less than or equal to 64.0 mol%, less than or equal to 62.0 mol%, less than or equal to 60.0 mol%, or less than or equal to 58.0 mol%. It should be understood that, in embodiments, any of the above ranges may be combined with any other range. In embodiments, the glass composition comprises SiO<sub>2</sub> in an amount from greater than or equal to 58.0 mol% to less than or equal to 68.0 mol%, such as from greater than or equal to 60.0 mol% to less than or equal to 66.0 mol%, or from greater than or equal to 62.0 mol% to less than or equal to 64.0 mol%, and all ranges and sub-ranges between the foregoing values.

**[0023]** The glass composition of embodiments may further comprise Al<sub>2</sub>O<sub>3</sub>. Al<sub>2</sub>O<sub>3</sub> may serve as a glass network former, similar to SiO<sub>2</sub>. Al<sub>2</sub>O<sub>3</sub> may increase the viscosity of the glass composition due to its tetrahedral coordination in a glass melt formed from a glass composition, decreasing the formability of the glass composition when the amount of Al<sub>2</sub>O<sub>3</sub> is too high. However, when the concentration of Al<sub>2</sub>O<sub>3</sub> is balanced against the concentration of SiO<sub>2</sub> and the concentration of alkali oxides in the glass composition, Al<sub>2</sub>O<sub>3</sub> can reduce the liquidus temperature of the glass melt, thereby enhancing the liquidus viscosity and improving the compatibility of the glass composition with certain forming processes, such as the fusion forming process. In embodiments, the glass composition generally comprises Al<sub>2</sub>O<sub>3</sub> in a concentration of from greater than or equal to 12.0 mol% to less than or equal to 20.0 mol%, and all ranges and sub-ranges between the foregoing values. In some embodiments, the glass composition comprises Al<sub>2</sub>O<sub>3</sub> in amounts greater than or equal to 13.0 mol%, such as greater than or equal to 14.0 mol%, greater than or equal to 15.0 mol%, greater than or equal to 16.0 mol%, greater than or equal to 17.0 mol%, or greater than or equal to 18.0 mol%. In embodiments, the glass composition comprises Al<sub>2</sub>O<sub>3</sub> in amounts less than or equal to 19.0 mol%, such as less than or equal to 18.0 mol%, less than or equal to 17.0 mol%, less than or equal to 16.0 mol%, less than or equal to 15.0 mol%, less than or equal to 14.0 mol%, or less than or equal to 13.0 mol%. It should be understood that, in embodiments, any of the above ranges may be combined with any other range. In embodiments, the glass composition comprises Al<sub>2</sub>O<sub>3</sub> in an amount from greater than or equal to 13.0 mol% to less than or equal to 19.0 mol%, such as from greater than or equal to 14.0 mol% to less than or equal to 18.0 mol%, or from greater than or equal to 15.0 mol% to less than or equal to 17.0 mol%, and all ranges and sub-ranges between the foregoing values.



**[0024]** Like  $\text{SiO}_2$  and  $\text{Al}_2\text{O}_3$ ,  $\text{P}_2\text{O}_5$  may be added to the glass composition as a network former, thereby reducing the meltability and formability of the glass composition. Thus,  $\text{P}_2\text{O}_5$  may be added in amounts that do not overly decrease these properties. The addition of  $\text{P}_2\text{O}_5$  may also increase the diffusivity of ions in the glass composition during ion exchange treatment, thereby increasing the efficiency of these treatments. In embodiments, the glass composition may comprise  $\text{P}_2\text{O}_5$  in amounts from greater than or equal to 0.0 mol% to less than or equal to 5.0 mol%, and all ranges and sub-ranges between the foregoing values. In some embodiments, the glass composition may comprise  $\text{P}_2\text{O}_5$  in amounts greater than or equal to 0.5 mol%, such as greater than or equal to 1.0 mol%, greater than or equal to 1.5 mol%, greater than or equal to 2.0 mol%, greater than or equal to 2.5 mol%, greater than or equal to 3.0 mol%, greater than or equal to 3.5 mol%, greater than or equal to 4.0 mol%, or greater than or equal to 4.5 mol%. In embodiments, the glass composition may comprise  $\text{P}_2\text{O}_5$  in an amount less than or equal to 4.5 mol%, such as less than or equal to 4.0 mol%, less than or equal to 3.5 mol%, less than or equal to 3.0 mol%, less than or equal to 2.5 mol%, less than or equal to 2.0 mol%, less than or equal to 1.5 mol%, less than or equal to 1.0 mol%, or less than or equal to 0.5 mol%. It should be understood that, in embodiments, any of the above ranges may be combined with any other range. In embodiments, the glass composition may comprise  $\text{P}_2\text{O}_5$  in amounts from greater than or equal to 0.5 mol% to less than or equal to 4.5 mol%, such as from greater than or equal to 1.0 mol% to less than or equal to 4.0 mol%, from greater than or equal to 1.5 mol% to less than or equal to 3.5 mol%, or from greater than or equal to 2.0 mol% to less than or equal to 3.0 mol%, and all ranges and sub-ranges between the foregoing values.

**[0025]** Like  $\text{SiO}_2$ ,  $\text{Al}_2\text{O}_3$ , and  $\text{P}_2\text{O}_5$ ,  $\text{B}_2\text{O}_3$  may be added to the glass composition as a network former, thereby reducing the meltability and formability of the glass composition. Thus,  $\text{B}_2\text{O}_3$  may be added in amounts that do not overly decrease these properties. In embodiments, the glass composition may comprise  $\text{B}_2\text{O}_3$  in amounts from greater than or equal to 0.0 mol%  $\text{B}_2\text{O}_3$  to less than or equal to 8.0 mol%  $\text{B}_2\text{O}_3$ , and all ranges and sub-ranges between the foregoing values. In some embodiments, the glass composition may comprise  $\text{B}_2\text{O}_3$  in amounts greater than or equal to 0.5 mol%, such as greater than or equal to 1.0 mol%, greater than or equal to 1.5 mol%, greater than or equal to 2.0 mol%, greater than or equal to 2.5 mol%, greater than or equal to 3.0 mol%, greater than or equal to 3.5 mol%, greater than or equal to 4.0 mol%, greater than or equal to 4.5 mol%, greater than or equal to 5.0 mol%, greater than or equal to 5.5 mol%, greater than or equal to 6.0 mol%, greater than

or equal to 6.5 mol%, greater than or equal to 7.0 mol%, or greater than or equal to 7.5 mol%. In embodiments, the glass composition may comprise  $B_2O_3$  in an amount less than or equal to 7.5 mol%, such as less than or equal to 7.0 mol%, less than or equal to 6.5 mol%, less than or equal to 6.0 mol%, less than or equal to 5.5 mol%, less than or equal to 5.0 mol%, less than or equal to 4.5 mol%, less than or equal to 4.0 mol%, less than or equal to 3.5 mol%, less than or equal to 3.0 mol%, less than or equal to 2.5 mol%, less than or equal to 2.0 mol%, less than or equal to 1.5 mol%, less than or equal to 1.0 mol%, or less than or equal to 0.5 mol%. It should be understood that, in embodiments, any of the above ranges may be combined with any other range. In embodiments, the glass composition comprises  $B_2O_3$  in amounts from greater than or equal to 0.5 mol% to less than or equal to 7.5 mol%, such as greater than or equal to 1.0 mol% to less than or equal to 7.0 mol%, greater than or equal to 1.5 mol% to less than or equal to 6.5 mol%, greater than or equal to 2.0 mol% to less than or equal to 6.0 mol%, greater than or equal to 2.5 mol% to less than or equal to 5.5 mol%, or greater than or equal to 3.0 mol% to less than or equal to 5.0 mol%, and all ranges and sub-ranges between the foregoing values.

**[0026]** In some embodiments, the glass composition comprises at least one of  $B_2O_3$  and  $P_2O_5$  as glass network forming elements. Accordingly, in embodiments  $B_2O_3 + P_2O_5$  is greater than 0.0 mol%, such as greater than or equal to 0.5 mol%, greater than or equal to 1.0 mol%, greater than or equal to 1.5 mol%, greater than or equal to 2.0 mol%, greater than or equal to 2.5 mol%, greater than or equal to 3.0 mol%, greater than or equal to 3.5 mol%, greater than or equal to 4.0 mol%, greater than or equal to 4.5 mol%, greater than or equal to 5.0 mol%, greater than or equal to 5.5 mol%, greater than or equal to 6.0 mol%, greater than or equal to 6.5 mol%, greater than or equal to 7.0 mol%, greater than or equal to 7.5 mol%, or greater than or equal to 8.0 mol%, and all ranges and sub-ranges between the foregoing values. In embodiments,  $B_2O_3 + P_2O_5$  is less than or equal to 7.5 mol%, such as less than or equal to 7.0 mol%, less than or equal to 6.5 mol%, less than or equal to 6.0 mol%, less than or equal to 5.5 mol%, less than or equal to 5.0 mol%, less than or equal to 4.5 mol%, less than or equal to 4.0 mol%, less than or equal to 3.5 mol%, less than or equal to 3.0 mol%, less than or equal to 2.5 mol%, less than or equal to 2.0 mol%, less than or equal to 1.5 mol%, less than or equal to 1.0 mol%, or less than or equal to 0.5 mol%. It should be understood that, in embodiments, any of the above ranges may be combined with any other range. In embodiments, the glass composition comprises  $B_2O_3 + P_2O_5$  in amounts from greater than or equal to 0.5 mol% to less than or equal to 7.5 mol%, such as greater than or

equal to 1.0 mol% to less than or equal to 7.0 mol%, greater than or equal to 1.5 mol% to less than or equal to 6.5 mol%, greater than or equal to 2.0 mol% to less than or equal to 6.0 mol%, greater than or equal to 2.5 mol% to less than or equal to 5.5 mol%, or greater than or equal to 3.0 mol% to less than or equal to 5.0 mol%, and all ranges and sub-ranges between the foregoing values.

[0027] The effects of  $\text{Li}_2\text{O}$  in the glass composition are discussed above and discussed in further detail below. In part, the addition of lithium in the glass allows for better control of an ion exchange process and further reduces the softening point of the glass. In embodiments, the glass composition generally comprises  $\text{Li}_2\text{O}$  in an amount from greater than or equal to 5.0 mol% to less than or equal to 15.0 mol%, and all ranges and sub-ranges between the foregoing values. In some embodiments, the glass composition comprises  $\text{Li}_2\text{O}$  in amounts greater than or equal to 5.5 mol%, such as greater than or equal to 6.0 mol%, greater than or equal to 6.5 mol%, greater than or equal to 7.0 mol%, greater than or equal to 7.5 mol%, greater than or equal to 8.0 mol%, greater than or equal to 8.5 mol%, greater than or equal to 9.0 mol%, greater than or equal to 9.5 mol%, greater than or equal to 10.0 mol%, greater than or equal to 10.5 mol%, greater than or equal to 11.0 mol%, greater than or equal to 11.5 mol%, greater than or equal to 12.0 mol%, greater than or equal to 12.5 mol%, greater than or equal to 13.0 mol%, greater than or equal to 13.5 mol%, greater than or equal to 14.0 mol%, or greater than or equal to 14.5 mol%. In some embodiments, the glass composition comprises  $\text{Li}_2\text{O}$  in amounts less than or equal to 14.5 mol%, such as less than or equal to 14.0 mol%, less than or equal to 13.5 mol%, less than or equal to 13.0 mol%, less than or equal to 12.5 mol%, less than or equal to 12.0 mol%, less than or equal to 11.5 mol%, less than or equal to 11.0 mol%, less than or equal to 10.5 mol%, less than or equal to 10.0 mol%, less than or equal to 9.5 mol%, less than or equal to 9.0 mol%, less than or equal to 8.5 mol%, less than or equal to 8.0 mol%, less than or equal to 7.5 mol%, less than or equal to 7.0 mol%, less than or equal to 6.5 mol%, less than or equal to 6.0 mol%, or less than or equal to 5.5 mol%. It should be understood that, in embodiments, any of the above ranges may be combined with any other range. In embodiments, the glass composition comprises  $\text{Li}_2\text{O}$  in an amount from greater than or equal to 5.5 mol% to less than or equal to 14.5 mol%, such as from greater than or equal to 6.0 mol% to less than or equal to 14.0 mol%, from greater than or equal to 6.5 mol% to less than or equal to 13.5 mol%, from greater than or equal to 7.0 mol% to less than or equal to 13.0 mol%, from greater than or equal to 7.5 mol% to less than or equal to 12.5 mol%, from greater than or equal to 8.0 mol% to less than or equal to 12.0

mol%, from greater than or equal to 8.5 mol% to less than or equal to 11.5 mol%, or from greater than or equal to 9.0 mol% to less than or equal to 10.0 mol%, and all ranges and sub-ranges between the foregoing values.

**[0028]** In addition to being a glass network forming component,  $\text{Al}_2\text{O}_3$  also aids in increasing the ion exchangeability of the glass composition. Therefore, in embodiments, the amount of  $\text{Al}_2\text{O}_3$  and other components that may be ion exchanged may be relatively high. For example,  $\text{Li}_2\text{O}$  is an ion exchangeable component. In some embodiments, the amount of  $\text{Al}_2\text{O}_3 + \text{Li}_2\text{O}$  in the glass composition may be greater than 21.4 mol%, such as greater than or equal to 22.0 mol%, greater than or equal to 22.5 mol%, greater than or equal to 23.0 mol%, greater than or equal to 23.5 mol%, greater than or equal to 24.0 mol%, greater than or equal to 24.5 mol%, greater than or equal to 25.0 mol%, greater than or equal to 25.5 mol%, or greater than or equal to 26.0 mol%, and all ranges and sub-ranges between the foregoing values. In some embodiments, the amount of  $\text{Al}_2\text{O}_3 + \text{Li}_2\text{O}$  is less than or equal to 26.5 mol%, such as less than or equal to 26.0 mol%, less than or equal to 25.5 mol%, less than or equal to 25.0 mol%, less than or equal to 24.5 mol%, less than or equal to 24.0 mol%, less than or equal to 23.5 mol%, less than or equal to 23.0 mol%, less than or equal to 22.5 mol%, or less than or equal to 22.0 mol%, and all ranges and sub-ranges between the foregoing values. It should be understood that, in embodiments, any of the above ranges may be combined with any other range. In embodiments, the amount of  $\text{Al}_2\text{O}_3 + \text{Li}_2\text{O}$  is from greater than or equal to 21.5 mol% to less than or equal to 26.5 mol%, such as from greater than or equal to 22.0 mol% to less than or equal to 26.0 mol%, from greater than or equal to 22.5 mol% to less than or equal to 25.5 mol%, from greater than or equal to 23.0 mol% to less than or equal to 25.0 mol%, or from greater than or equal to 23.5 mol% to less than or equal to 24.5 mol%, and all ranges and sub-ranges between the foregoing values.

**[0029]** According to embodiments, the glass composition may also comprise alkali metal oxides other than  $\text{Li}_2\text{O}$ , such as  $\text{Na}_2\text{O}$ .  $\text{Na}_2\text{O}$  aids in the ion exchangeability of the glass composition, and also increases the melting point of the glass composition and improves formability of the glass composition. However, if too much  $\text{Na}_2\text{O}$  is added to the glass composition, the CTE may be too low, and the melting point may be too high. In embodiments, the glass composition generally comprises  $\text{Na}_2\text{O}$  in an amount from greater than 4.0 mol%  $\text{Na}_2\text{O}$  to less than or equal to 15 mol%  $\text{Na}_2\text{O}$ , and all ranges and sub-ranges between the foregoing values. In some embodiments, the glass composition comprises  $\text{Na}_2\text{O}$

in amounts greater than or equal to 4.5 mol%, such as greater than or equal to 5.0 mol%, greater than or equal to 5.5 mol%, greater than or equal to 6.0 mol%, greater than or equal to 6.5 mol%, greater than or equal to 7.0 mol%, greater than or equal to 7.5 mol%, greater than or equal to 8.0 mol%, greater than or equal to 8.5 mol%, greater than or equal to 9.0 mol%, greater than or equal to 9.5 mol%, greater than or equal to 10.0 mol%, greater than or equal to 10.5 mol%, greater than or equal to 11.0 mol%, greater than or equal to 11.5 mol%, greater than or equal to 12.0 mol%, greater than or equal to 12.5 mol%, greater than or equal to 13.0 mol%, greater than or equal to 13.5 mol%, greater than or equal to 14.0 mol%, or greater than or equal to 14.5 mol%. In some embodiments, the glass composition comprises Na<sub>2</sub>O in amounts less than or equal to 14.5 mol%, such as less than or equal to 14.0 mol%, less than or equal to 13.5 mol%, less than or equal to 13.0 mol%, less than or equal to 12.5 mol%, less than or equal to 12.0 mol%, less than or equal to 11.5 mol%, less than or equal to 11.0 mol%, less than or equal to 10.5 mol%, less than or equal to 10.0 mol%, less than or equal to 9.5 mol%, less than or equal to 9.0 mol%, less than or equal to 8.5 mol%, less than or equal to 8.0 mol%, less than or equal to 7.5 mol%, less than or equal to 7.0 mol%, less than or equal to 6.5 mol%, less than or equal to 6.0 mol%, less than or equal to 5.5 mol%, less than or equal to 5.0 mol%, or less than or equal to 4.5 mol%. It should be understood that, in embodiments, any of the above ranges may be combined with any other range. In embodiments, the glass composition comprises Na<sub>2</sub>O in an amount from greater than or equal to 4.5 mol% to less than or equal to 14.5 mol%, such as from greater than or equal to 5.0 mol% to less than or equal to 14.0 mol%, from greater than or equal to 5.5 mol% to less than or equal to 13.5 mol%, from greater than or equal to 6.0 mol% to less than or equal to 13.0 mol%, from greater than or equal to 6.5 mol% to less than or equal to 12.5 mol%, from greater than or equal to 7.0 mol% to less than or equal to 12.0 mol%, from greater than or equal to 7.5 mol% to less than or equal to 11.5 mol%, or from greater than or equal to 8.0 mol% to less than or equal to 10.0 mol%, and all ranges and sub-ranges between the foregoing values.

**[0030]** As noted above, Al<sub>2</sub>O<sub>3</sub> aids in increasing the ion exchangeability of the glass composition. Therefore, in embodiments, the amount of Al<sub>2</sub>O<sub>3</sub> and other components that may be ion exchanged may be relatively high. For example, Li<sub>2</sub>O and Na<sub>2</sub>O are ion exchangeable components. In some embodiments, the amount of Al<sub>2</sub>O<sub>3</sub> + Li<sub>2</sub>O + Na<sub>2</sub>O in the glass composition may be greater than 25.0 mol%, such as greater than or equal to 25.5 mol%, greater than or equal to 26.0 mol%, greater than or equal to 26.5 mol%, greater

than or equal to 27.0 mol%, greater than or equal to 27.5 mol%, greater than or equal to 28.0 mol%, greater than or equal to 28.5 mol%, greater than or equal to 29.0 mol%, or greater than or equal to 29.5 mol%, and all ranges and sub-ranges between the foregoing values. In some embodiments, the amount of  $\text{Al}_2\text{O}_3 + \text{Li}_2\text{O} + \text{Na}_2\text{O}$  is less than or equal to 30.0 mol%, such as less than or equal to 29.5 mol%, less than or equal to 29.0 mol%, less than or equal to 28.5 mol%, less than or equal to 28.0 mol%, less than or equal to 27.5 mol%, less than or equal to 27.0 mol%, less than or equal to 26.5 mol%, less than or equal to 26.0 mol%, or less than or equal to 25.5 mol%, and all ranges and sub-ranges between the foregoing values. It should be understood that, in embodiments, any of the above ranges may be combined with any other range. In embodiments, the amount of  $\text{Al}_2\text{O}_3 + \text{Li}_2\text{O} + \text{Na}_2\text{O}$  is from greater than or equal to 25.0 mol% to less than or equal to 30.0 mol%, such as from greater than or equal to 25.5 mol% to less than or equal to 29.5 mol%, from greater than or equal to 26.0 mol% to less than or equal to 29.0 mol%, from greater than or equal to 26.5 mol% to less than or equal to 28.5 mol%, or from greater than or equal to 27.0 mol% to less than or equal to 28.0 mol%, and all ranges and sub-ranges between the foregoing values.

**[0031]** Like  $\text{Na}_2\text{O}$ ,  $\text{K}_2\text{O}$  also promotes ion exchange and increases the DOC of a compressive stress layer. However, adding  $\text{K}_2\text{O}$  may cause the CTE may be too low, and the melting point may be too high. In embodiments, the glass composition is substantially free or free of potassium. As used herein, the term “substantially free” means that the component is not added as a component of the batch material even though the component may be present in the final glass in very small amounts as a contaminant, such as less than 0.01 mol%. In embodiments,  $\text{K}_2\text{O}$  may be present in the glass composition in amounts less than 1 mol%.

**[0032]**  $\text{MgO}$  lowers the viscosity of a glass, which enhances the formability, the strain point and the Young's modulus, and may improve the ion exchange ability. However, when too much  $\text{MgO}$  is added to the glass composition, the density and the CTE of the glass composition increase. In embodiments, the glass composition generally comprises  $\text{MgO}$  in a concentration of from greater than or equal to 0.0 mol% to less than or equal to 2.0 mol%, and all ranges and sub-ranges between the foregoing values. In some embodiments, the glass composition comprises  $\text{MgO}$  in amounts greater than or equal to 0.2 mol%, such as greater than or equal to 0.4 mol%, greater than or equal to 0.6 mol%, greater than or equal to 0.8 mol%, greater than or equal to 1.0 mol%, greater than or equal to 1.2 mol%, greater than or equal to 1.4 mol%, greater than or equal to 1.6 mol%, or greater than or equal to 1.8 mol%. In

some embodiments, the glass composition comprises MgO in amounts less than or equal to 1.8 mol%, such as less than or equal to 1.6 mol%, less than or equal to 1.4 mol%, less than or equal to 1.2 mol%, less than or equal to 1.0 mol%, less than or equal to 0.8 mol%, less than or equal to 0.6 mol%, less than or equal to 0.4 mol%, or less than or equal to 0.2 mol%. It should be understood that, in embodiments, any of the above ranges may be combined with any other range. In embodiments, the glass composition comprises MgO in an amount from greater than or equal to 0.2 mol% to less than or equal to 1.8 mol%, such as from greater than or equal to 0.4 mol% to less than or equal to 1.6 mol%, from greater than or equal to 0.6 mol% to less than or equal to 1.4 mol%, or from greater than or equal to 0.8 mol% to less than or equal to 1.2 mol%, and all ranges and sub-ranges between the foregoing values.

**[0033]** CaO lowers the viscosity of a glass, which enhances the formability, the strain point and the Young's modulus, and may improve the ion exchange ability. However, when too much CaO is added to the glass composition, the density and the CTE of the glass composition increase. In embodiments, the glass composition generally comprises CaO in a concentration of from greater than or equal to 0.0 mol% to less than or equal to 3.0 mol%, and all ranges and sub-ranges between the foregoing values. In some embodiments, the glass composition comprises CaO in amounts greater than or equal to 0.2 mol%, such as greater than or equal to 0.4 mol%, greater than or equal to 0.6 mol%, greater than or equal to 0.8 mol%, greater than or equal to 1.0 mol%, greater than or equal to 1.2 mol%, greater than or equal to 1.4 mol%, greater than or equal to 1.6 mol%, greater than or equal to 1.8 mol%, greater than or equal to 2.0 mol%, greater than or equal to 2.2 mol%, greater than or equal to 2.4 mol%, greater than or equal to 2.6 mol%, or greater than or equal to 2.8 mol%. In some embodiments, the glass composition comprises CaO in amounts less than or equal to 2.8 mol%, such as less than or equal to 2.6 mol%, less than or equal to 2.4 mol%, less than or equal to 2.2 mol%, less than or equal to 2.0 mol%, less than or equal to 1.8 mol%, less than or equal to 1.6 mol%, less than or equal to 1.4 mol%, less than or equal to 1.2 mol%, less than or equal to 1.0 mol%, less than or equal to 0.8 mol%, less than or equal to 0.6 mol%, less than or equal to 0.4 mol%, or less than or equal to 0.2 mol%. It should be understood that, in embodiments, any of the above ranges may be combined with any other range. In embodiments, the glass composition comprises CaO in an amount from greater than or equal to 0.2 mol% to less than or equal to 2.8 mol%, such as from greater than or equal to 0.4 mol% to less than or equal to 2.6 mol%, from greater than or equal to 0.6 mol% to less than or equal to 2.4 mol%, or from greater than or equal to 0.8 mol% to less than or equal to 2.2 mol%,

from greater than or equal to 1.0 mol% to less than or equal to 2.0 mol%, from greater than or equal to 1.2 mol% to less than or equal to 1.8 mol%, or from greater than or equal to 1.4 mol% to less than or equal to 1.6 mol%, and all ranges and sub-ranges between the foregoing values.

**[0034]** In embodiments, the glass composition may optionally include one or more fining agents. In some embodiments, the fining agents may include, for example, SnO<sub>2</sub>. In such embodiments, SnO<sub>2</sub> may be present in the glass composition in an amount less than or equal to 0.2 mol%, such as from greater than or equal to 0.0 mol% to less than or equal to 0.1 mol%, and all ranges and sub-ranges between the foregoing values. In embodiments, SnO<sub>2</sub> may be present in the glass composition in an amount from greater than or equal to 0.0 mol% to less than or equal to 0.2 mol%, or greater than or equal to 0.1 mol% to less than or equal to 0.2 mol%, and all ranges and sub-ranges between the foregoing values. In some embodiments, the glass composition may be substantially free or free of SnO<sub>2</sub>.

**[0035]** ZnO enhances the ion exchange performance of a glass, such as by increasing the compressive stress of the glass. However, adding too much ZnO may increase density and cause phase separation. In embodiments, the glass composition may comprise ZnO in amounts from greater than or equal to 0.0 mol% to less than or equal to 1.5 mol%, such as from greater than or equal to 0.2 mol% to less than or equal to 1.0 mol%, and all ranges and sub-ranges between the foregoing values. In some embodiments, the glass composition may comprise ZnO in amounts greater than or equal to 0.3 mol%, such as greater than or equal to 0.4 mol%, or greater than or equal to 0.5 mol%. In embodiments, the glass composition may comprise ZnO in amounts less than or equal to 1.0 mol%, such as less than or equal to 0.8 mol%, or less than or equal to 0.6 mol%. It should be understood that, in embodiments, any of the above ranges may be combined with any other range.

**[0036]** SrO lowers the liquidus temperature of glass articles disclosed herein. In embodiments, the glass composition may comprise SrO in amounts from greater than or equal to 0.0 mol% to less than or equal to 1.5 mol%, such as from greater than or equal to 0.2 mol% to less than or equal to 1.0 mol%, and all ranges and sub-ranges between the foregoing values. In some embodiments, the glass composition may comprise SrO in amounts greater than or equal to 0.2 mol% or greater than or equal to 0.4 mol%. In embodiments, the glass composition may comprise SrO in amounts less than or equal to 0.8 mol%, such as less than



or equal to 0.6 mol%, or less than or equal to 0.4 mol%. It should be understood that, in embodiments, any of the above ranges may be combined with any other range.

**[0037]** In addition to the above individual components, glass compositions according to embodiments disclosed herein may comprise divalent cation oxides (referred to herein as RO) in amounts from greater than or equal to 0.0 mol% to less than or equal to 5.0 mol%, and all ranges and sub-ranges between the foregoing values. As used herein, divalent cation oxides (RO) include, but are not limited to, MgO, CaO, SrO, BaO, FeO, and ZnO. In some embodiments, the glass composition may comprise RO in an amount greater than or equal to 0.2 mol%, such as greater than or equal to 0.5 mol%, greater than or equal to 1.0 mol%, greater than or equal to 1.5 mol%, greater than or equal to 2.0 mol%, greater than or equal to 2.5 mol%, greater than or equal to 3.0 mol%, greater than or equal to 3.5 mol%, greater than or equal to 4.0 mol%, or greater than or equal to 4.5 mol%. In embodiments, the glass composition may comprise RO in an amount less than or equal to 4.5 mol%, such as less than or equal to 4.0 mol%, less than or equal to 3.5 mol%, less than or equal to 3.0 mol%, less than or equal to 2.5 mol%, less than or equal to 2.0 mol%, less than or equal to 1.5 mol%, less than or equal to 1.0 mol%, or less than or equal to 0.5 mol%. It should be understood that, in embodiments, any of the above ranges may be combined with any other range. In embodiments, the glass composition may comprise RO in amounts from greater than or equal to 0.2 mol% to less than or equal to 4.5 mol%, such as greater than or equal to 0.5 mol% to less than or equal to 4.0 mol%, greater than or equal to 1.0 mol% to less than or equal to 3.5 mol%, greater than or equal to 1.5 mol% to less than or equal to 3.0 mol%, or greater than or equal to 2.0 mol% to less than or equal to 2.5 mol%, and all ranges and sub-ranges between the foregoing values.

**[0038]** In embodiments, a relationship, in mol%, of  $\text{Al}_2\text{O}_3/(\text{R}_2\text{O} + \text{RO})$  is greater than 0.90, where RO is the sum of divalent cation oxides, and  $\text{R}_2\text{O}$  is the sum of alkali metal oxides. As utilized herein,  $\text{R}_2\text{O}$  includes  $\text{Li}_2\text{O}$ ,  $\text{Na}_2\text{O}$ ,  $\text{K}_2\text{O}$ ,  $\text{Rb}_2\text{O}$ ,  $\text{Cs}_2\text{O}$ , and  $\text{Fr}_2\text{O}$ . In embodiments  $\text{Al}_2\text{O}_3/(\text{R}_2\text{O} + \text{RO})$  is from greater than 0.90 to less than 1.20. Having an increased ratio of  $\text{Al}_2\text{O}_3$  to  $\text{R}_2\text{O} + \text{RO}$  improves the liquidus temperature and viscosity of the glass article. This ratio results in a more dense glass that is less brittle and has higher damage resistance. In some embodiments, the molar ratio of  $\text{Al}_2\text{O}_3/(\text{R}_2\text{O} + \text{RO})$  is greater than or equal to 0.95, such as greater than or equal to 1.00, greater than or equal to 1.05, greater than or equal to 1.08, greater than or equal to 1.10, or greater than or equal to 1.15. In embodiments, a molar

ratio of  $\text{Al}_2\text{O}_3/(\text{R}_2\text{O} + \text{RO})$  is less than or equal to 1.20, such as less than or equal to 1.50, less than or equal to 1.00, less than or equal to 0.98, less than or equal to 0.95, or less than or equal to 0.92. It should be understood that, in embodiments, any of the above ranges may be combined with any other range. In embodiments, the molar ratio of  $\text{Al}_2\text{O}_3/(\text{R}_2\text{O} + \text{RO})$  is from greater than or equal to 0.90 to less than or equal to 1.50, such as from greater than or equal to 0.95 to less than or equal to 1.20, from greater than or equal to 0.98 to less than or equal to 1.15, or from greater than or equal to 1.00 to less than or equal to 1.10, and all ranges and sub-ranges between the foregoing values.

**[0039]** In embodiments, the total amount of network forming components (*e.g.*,  $\text{Al}_2\text{O}_3 + \text{SiO}_2 + \text{B}_2\text{O}_3 + \text{P}_2\text{O}_5$ ) is greater than or equal to 80 mol%, such as greater than or equal to 82 mol%, greater than or equal to 84 mol%, greater than or equal to 86 mol%, greater than or equal to 88 mol%, or greater than or equal to 90 mol%. Having a high amount of network forming components increases the density of the glass, which makes it less brittle and improves the damage resistance. In embodiments, the total amount of network forming components is less than or equal to 94 mol%, such as less than or equal to 92 mol%, less than or equal to 90 mol%, less than or equal to 88 mol%, less than or equal to 86 mol%, less than or equal to 84 mol%, or less than or equal to 82 mol%. It should be understood that, in embodiments, any of the above ranges may be combined with any other range. In embodiments, the total amount of network forming components is from greater than or equal to 80 mol% to less than or equal to 94 mol%, such as greater than or equal to 82 mol% to less than or equal to 92 mol%, greater than or equal to 84 mol% to less than or equal to 90 mol%, or greater than or equal to 86 mol% to less than or equal to 88 mol%, and all ranges and sub-ranges between the foregoing values.

**[0040]** In one or more embodiments, the alkali aluminosilicate glass article comprises a relationship, in mol%,  $-8.00 \leq \text{R}_2\text{O} + \text{RO} - \text{Al}_2\text{O}_3 - \text{B}_2\text{O}_3 - \text{P}_2\text{O}_5 \leq -1.75$ . Without being bound to any particular theory, having excess  $\text{R}_2\text{O}$  and  $\text{RO}$  in the glass composition can lead to high levels of non-bridging oxygen in the glass. The presence of excess non-bridging oxygen in the glass may lead to reduced resistance to point contact damage. On the other hand, if the quantity of non-bridging oxygen is too low, then the melt quality of the glass is compromised. Therefore, in embodiments, it may be desirable to limit the amount of non-bridging oxygen in the glass composition, yet not remove it entirely. It is believed that  $\text{Al}_2\text{O}_3$ ,  $\text{B}_2\text{O}_3$ , and  $\text{P}_2\text{O}_5$  will react with  $\text{R}_2\text{O}$  and  $\text{RO}$  components in the glass composition; thereby

limiting the amount of non-bridging oxygen in the glass composition. Accordingly, in embodiments, it may be desirable for the molar percent of  $\text{Al}_2\text{O}_3$ ,  $\text{B}_2\text{O}_3$ , and  $\text{P}_2\text{O}_5$  in the glass composition to be near the molar percent of  $\text{R}_2\text{O}$  and  $\text{RO}$  in the glass composition, as reflected in the above inequality. In one or more embodiments,  $-7.50 \leq \text{R}_2\text{O} + \text{RO} - \text{Al}_2\text{O}_3 - \text{B}_2\text{O}_3 - \text{P}_2\text{O}_5 \leq -2.50$ , such as  $-6.50 \leq \text{R}_2\text{O} + \text{RO} - \text{Al}_2\text{O}_3 - \text{B}_2\text{O}_3 - \text{P}_2\text{O}_5 \leq -3.00$ ,  $-5.50 \leq \text{R}_2\text{O} + \text{RO} - \text{Al}_2\text{O}_3 - \text{B}_2\text{O}_3 - \text{P}_2\text{O}_5 \leq -3.50$ , or  $-4.50 \leq \text{R}_2\text{O} + \text{RO} - \text{Al}_2\text{O}_3 - \text{B}_2\text{O}_3 - \text{P}_2\text{O}_5 \leq -3.50$ , and all ranges and sub-ranges between the foregoing values.

**[0041]** In one or more embodiments, the alkali aluminosilicate glass article comprises a relationship, in mol%,  $9.00 \leq (\text{SiO}_2 + \text{Al}_2\text{O}_3 + \text{Li}_2\text{O})/\text{Na}_2\text{O}$ . Without being bound by any particular theory,  $\text{Na}^+$  cations have lower field strength than  $\text{Si}^{4+}$ ,  $\text{Al}^{3+}$ , and  $\text{Li}^+$  cations, and glasses containing higher field strength cations generally have higher packing densities enabling higher stored tensile stress (CT). The oxides of high field strength cations should be increased relative to the oxides of low field strength cations to improve CT, however some amount of oxide of low field strength cations is desired to reduce the liquidus temperature. In embodiments,  $9.00 \leq (\text{SiO}_2 + \text{Al}_2\text{O}_3 + \text{Li}_2\text{O})/\text{Na}_2\text{O} \leq 16.00$ , such as  $9.20 \leq (\text{SiO}_2 + \text{Al}_2\text{O}_3 + \text{Li}_2\text{O})/\text{Na}_2\text{O} \leq 15.50$ ,  $9.50 \leq (\text{SiO}_2 + \text{Al}_2\text{O}_3 + \text{Li}_2\text{O})/\text{Na}_2\text{O} \leq 15.00$ ,  $10.00 \leq (\text{SiO}_2 + \text{Al}_2\text{O}_3 + \text{Li}_2\text{O})/\text{Na}_2\text{O} \leq 14.50$ , or  $10.50 \leq (\text{SiO}_2 + \text{Al}_2\text{O}_3 + \text{Li}_2\text{O})/\text{Na}_2\text{O} \leq 14.00$ , and all ranges and sub-ranges between the foregoing values.

**[0042]** In some embodiments, the alkali aluminosilicate glass article comprises a relationship, in mol%,  $(\text{Li}_2\text{O} + \text{Al}_2\text{O}_3 + \text{P}_2\text{O}_5)/(\text{Na}_2\text{O} + \text{B}_2\text{O}_3) \leq 3.50$ . Without being bound by any particular theory, it is believed the  $\text{Na}_2\text{O}$  modifier oxide is advantaged over  $\text{Li}_2\text{O}$  modifier oxide to improve free volume and the corresponding indentation crack resistance. Likewise, the  $\text{B}_2\text{O}_3$  network forming oxide is advantaged over the  $\text{Al}_2\text{O}_3$  and  $\text{P}_2\text{O}_5$  network forming oxides to improve free volume and corresponding indentation crack resistance. Therefore, in embodiments, it may be desirable to have an increased percentage of  $\text{Na}_2\text{O}$  and  $\text{B}_2\text{O}_3$  in the glass composition relative to the amount of  $\text{Li}_2\text{O}$ ,  $\text{Al}_2\text{O}_3$ , and  $\text{P}_2\text{O}_5$ . Accordingly, in one or more embodiments,  $1.50 \leq (\text{Li}_2\text{O} + \text{Al}_2\text{O}_3 + \text{P}_2\text{O}_5)/(\text{Na}_2\text{O} + \text{B}_2\text{O}_3) \leq 3.50$ , such as  $1.80 \leq (\text{Li}_2\text{O} + \text{Al}_2\text{O}_3 + \text{P}_2\text{O}_5)/(\text{Na}_2\text{O} + \text{B}_2\text{O}_3) \leq 3.35$ ,  $2.00 \leq (\text{Li}_2\text{O} + \text{Al}_2\text{O}_3 + \text{P}_2\text{O}_5)/(\text{Na}_2\text{O} + \text{B}_2\text{O}_3) \leq 3.20$ ,  $2.20 \leq (\text{Li}_2\text{O} + \text{Al}_2\text{O}_3 + \text{P}_2\text{O}_5)/(\text{Na}_2\text{O} + \text{B}_2\text{O}_3) \leq 3.00$ , or  $2.40 \leq (\text{Li}_2\text{O} + \text{Al}_2\text{O}_3 + \text{P}_2\text{O}_5)/(\text{Na}_2\text{O} + \text{B}_2\text{O}_3) \leq 2.80$ , and all ranges and sub-ranges between the foregoing values..

**[0043]** In one or more embodiments, the amount of  $\text{Al}_2\text{O}_3$  and  $\text{Li}_2\text{O}$  in the glass composition may be included in the glass composition relative to other glass network formers

and Na<sub>2</sub>O in an amount that increases the damage resistance of the glass without effecting the CTE and formability of the glass. Accordingly, in some embodiments, the glass composition has a relationship, in mol%,  $1.00 \leq (\text{Li}_2\text{O} + \text{Al}_2\text{O}_3)/(\text{Na}_2\text{O} + \text{B}_2\text{O}_3 + \text{P}_2\text{O}_5) \leq 2.75$ , such as  $1.25 \leq (\text{Li}_2\text{O} + \text{Al}_2\text{O}_3)/(\text{Na}_2\text{O} + \text{B}_2\text{O}_3 + \text{P}_2\text{O}_5) \leq 2.50$ ,  $1.50 \leq (\text{Li}_2\text{O} + \text{Al}_2\text{O}_3)/(\text{Na}_2\text{O} + \text{B}_2\text{O}_3 + \text{P}_2\text{O}_5) \leq 2.25$ , or  $1.75 \leq (\text{Li}_2\text{O} + \text{Al}_2\text{O}_3)/(\text{Na}_2\text{O} + \text{B}_2\text{O}_3 + \text{P}_2\text{O}_5) \leq 2.00$ , and all ranges and sub-ranges between the foregoing values.

**[0044]** In some embodiments, the amount of Al<sub>2</sub>O<sub>3</sub>, B<sub>2</sub>O<sub>3</sub> and P<sub>2</sub>O<sub>5</sub> glass network forming components may be balanced against other components of the glass composition, such as, for example, R<sub>2</sub>O and RO. In some embodiments, the glass composition may have a relationship, in mol%,  $1.0 < (\text{Al}_2\text{O}_3 + \text{B}_2\text{O}_3 + \text{P}_2\text{O}_5)/(\text{R}_2\text{O} + \text{RO})$ , such as  $1.0 < (\text{Al}_2\text{O}_3 + \text{B}_2\text{O}_3 + \text{P}_2\text{O}_5)/(\text{R}_2\text{O} + \text{RO}) < 1.8$ ,  $1.1 < (\text{Al}_2\text{O}_3 + \text{B}_2\text{O}_3 + \text{P}_2\text{O}_5)/(\text{R}_2\text{O} + \text{RO}) < 1.7$ ,  $1.2 < (\text{Al}_2\text{O}_3 + \text{B}_2\text{O}_3 + \text{P}_2\text{O}_5)/(\text{R}_2\text{O} + \text{RO}) < 1.6$ , or  $1.3 < (\text{Al}_2\text{O}_3 + \text{B}_2\text{O}_3 + \text{P}_2\text{O}_5)/(\text{R}_2\text{O} + \text{RO}) < 1.5$ , and all ranges and sub-ranges between the foregoing values.

**[0045]** In embodiments, the glass article may be substantially free of one or both of arsenic and antimony. In embodiments, the glass article may be free of one or both of arsenic and antimony.

**[0046]** In one embodiment, the glass composition may meet the following relationship, in mol%,  $6.96\text{Al}_2\text{O}_3 - 1.90\text{B}_2\text{O}_3 + 2.16\text{CaO} + 3.30\text{MgO} - 1.50\text{Na}_2\text{O} + 12.74\text{Li}_2\text{O} - 1.10\text{SrO} - 14.50\text{K}_2\text{O} - 1.87\text{La}_2\text{O}_3 + 6.13\text{ZrO}_2 - 76.40 > 50.00$ .

**[0047]** Physical properties of the alkali aluminosilicate glass compositions as disclosed above will now be discussed. These physical properties can be achieved by modifying the component amounts of the alkali aluminosilicate glass composition, as will be discussed in more detail with reference to the examples.

**[0048]** Glass compositions according to embodiments may have a density from greater than or equal to 2.20 g/cm<sup>3</sup> to less than or equal to 2.50 g/cm<sup>3</sup>, such as from greater than or equal to 2.25 g/cm<sup>3</sup> to less than or equal to 2.50 g/cm<sup>3</sup>, from greater than or equal to 2.30 g/cm<sup>3</sup> to less than or equal to 2.50 g/cm<sup>3</sup>, from greater than or equal to 2.35 g/cm<sup>3</sup> to less than or equal to 2.50 g/cm<sup>3</sup>, from greater than or equal to 2.40 g/cm<sup>3</sup> to less than or equal to 2.50 g/cm<sup>3</sup>, or from greater than or equal to 2.45 g/cm<sup>3</sup> to less than or equal to 2.50 g/cm<sup>3</sup>. In embodiments, the glass composition may have a density from greater than or equal to 2.20 g/cm<sup>3</sup> to less than or equal to 2.45 g/cm<sup>3</sup>, such as from greater than or equal to 2.20 g/cm<sup>3</sup> to

less than or equal to  $2.40 \text{ g/cm}^3$ , from greater than or equal to  $2.20 \text{ g/cm}^3$  to less than or equal to  $2.35 \text{ g/cm}^3$ , from greater than or equal to  $2.20 \text{ g/cm}^3$  to less than or equal to  $2.30 \text{ g/cm}^3$ , or from greater than or equal to  $2.20 \text{ g/cm}^3$  to less than or equal to  $2.25 \text{ g/cm}^3$ , and all ranges and sub-ranges between the foregoing values. Generally, as larger, denser alkali metal cations, such as  $\text{Na}^+$  or  $\text{K}^+$ , are replaced with smaller alkali metal cations, such as  $\text{Li}^+$ , in an alkali aluminosilicate glass composition, the density of the glass composition decreases. Accordingly, the higher the amount of lithium in the glass composition, the less dense the glass composition will be. The density values recited in this disclosure refer to a value as measured by the buoyancy method of ASTM C693-93(2013).

**[0049]** In embodiments, the liquidus viscosity is less than or equal to 1000 kP, such as less than or equal to 800 kP, less than or equal to 600 kP, less than or equal to 400 kP, less than or equal to 200 kP, less than or equal to 100 kP, or less than or equal to 75 kP. In embodiments, the liquidus viscosity is greater than or equal to 20 kP, such as greater than or equal to 40 kP, greater than or equal to 60 kP, greater than or equal to 80 kP, greater than or equal to 100 kP, greater than or equal to 120 kP, greater than or equal to 140 kP, or greater than or equal to 160 kP. It should be understood that, in embodiments, any of the above ranges may be combined with any other range. In embodiments, the liquidus viscosity is from greater than or equal to 20 kP to less than or equal to 1000 kP, such as greater than or equal to 40 kP to less than or equal to 900 kP, greater than or equal to 60 kP to less than or equal to 800 kP, or greater than or equal to 80 kP to less than or equal to 700 kP, and all ranges and sub-ranges between the foregoing values. The liquidus viscosity was measured according to ASTM C829-81 (2010).

**[0050]** The addition of lithium to the glass composition also affects the Young's modulus, shear modulus, and Poisson's ratio of the glass composition. In embodiments, the Young's modulus of a glass composition may be from greater than or equal to 65 GPa to less than or equal to 85 GPa, such as from greater than or equal to 67 GPa to less than or equal to 82 GPa, from greater than or equal to 70 GPa to less than or equal to 80 GPa, from greater than or equal to 72 GPa to less than or equal to 78 GPa, or from greater than or equal to 74 GPa to less than or equal to 76 GPa, and all ranges and sub-ranges between the foregoing values. In other embodiments, the Young's modulus of the glass composition may be from greater than or equal to 66 GPa to less than or equal to 85 GPa, such as from greater than or equal to 68 GPa to less than or equal to 85 GPa, from greater than or equal to 70 GPa to less than or

equal to 85 GPa, from greater than or equal to 72 GPa to less than or equal to 85 GPa, from greater than or equal to 74 GPa to less than or equal to 85 GPa, from greater than or equal to 76 GPa to less than or equal to 85 GPa, from greater than or equal to 78 GPa to less than or equal to 85 GPa, from greater than or equal to 80 GPa to less than or equal to 85 GPa, or from greater than or equal to 82 GPa to less than or equal to 85 GPa, and all ranges and sub-ranges between the foregoing values. In embodiments, the Young's modulus may be from greater than or equal to 65 GPa to less than or equal to 84 GPa, such as from greater than or equal to 65 GPa to less than or equal to 82 GPa, from greater than or equal to 65 GPa to less than or equal to 80 GPa, from greater than or equal to 65 GPa to less than or equal to 78 GPa, from greater than or equal to 65 GPa to less than or equal to 76 GPa, from greater than or equal to 65 GPa to less than or equal to 74 GPa, from greater than or equal to 65 GPa to less than or equal to 72 GPa, from greater than or equal to 65 GPa to less than or equal to 70 GPa, from greater than or equal to 65 GPa to less than or equal to 68 GPa, or from greater than or equal to 65 GPa to less than or equal to 10 GPa, and all ranges and sub-ranges between the foregoing values. The Young's modulus values recited in this disclosure refer to a value as measured by a resonant ultrasonic spectroscopy technique of the general type set forth in ASTM E2001-13, titled "Standard Guide for Resonant Ultrasound Spectroscopy for Defect Detection in Both Metallic and Non-metallic Parts."

**[0051]** According to some embodiments, the glass composition may have a shear modulus of from greater than or equal to 25 GPa to less than or equal to 35 GPa, such as from greater than or equal to 26 GPa to less than or equal to 34 GPa, from greater than or equal to 27 GPa to less than or equal to 33 GPa, from greater than or equal to 28 GPa to less than or equal to 32 GPa, or from greater than or equal to 29 GPa to less than or equal to 31 GPa, and all ranges and sub-ranges between the foregoing values. In embodiments the glass composition may have a shear modulus from greater than or equal to 26 GPa to less than or equal to 35 GPa, such as from greater than or equal to 27 GPa to less than or equal to 35 GPa, from greater than or equal to 28 GPa to less than or equal to 35 GPa, from greater than or equal to 29 GPa to less than or equal to 35 GPa, from greater than or equal to 30 GPa to less than or equal to 35 GPa, from greater than or equal to 31 GPa to less than or equal to 35 GPa, from greater than or equal to 32 GPa to less than or equal to 35 GPa, from greater than or equal to 33 GPa to less than or equal to 35 GPa, or from greater than or equal to 34 GPa to less than or equal to 35 GPa, and all ranges and sub-ranges between the foregoing values. In embodiments, the glass composition may have a shear modulus from greater than or equal to

25 GPa to less than or equal to 34 GPa, such as from greater than or equal to 25 GPa to less than or equal to 33 GPa, from greater than or equal to 25 GPa to less than or equal to 32 GPa, from greater than or equal to 25 GPa to less than or equal to 31 GPa, from greater than or equal to 25 GPa to less than or equal to 30 GPa, from greater than or equal to 25 GPa to less than or equal to 29 GPa, from greater than or equal to 25 GPa to less than or equal to 28 GPa, from greater than or equal to 25 GPa to less than or equal to 27 GPa, or from greater than or equal to 25 GPa to less than or equal to 26 GPa, and all ranges and sub-ranges between the foregoing values. The shear modulus values recited in this disclosure refer to a value as measured by a resonant ultrasonic spectroscopy technique of the general type set forth in ASTM E2001-13, titled “Standard Guide for Resonant Ultrasound Spectroscopy for Defect Detection in Both Metallic and Non-metallic Parts.”

**[0052]** From the above, glass compositions according to embodiments may be formed by any suitable method, such as slot forming, float forming, rolling processes, fusion forming processes, etc.

**[0053]** The glass article may be characterized by the manner in which it is formed. For instance, the glass article may be characterized as float-formable (i.e., formed by a float process), down-drawable and, in particular, fusion-formable or slot-drawable (i.e., formed by a down draw process such as a fusion draw process or a slot draw process).

**[0054]** Some embodiments of the glass articles described herein may be formed by a down-draw process. Down-draw processes produce glass articles having a uniform thickness that possess relatively pristine surfaces. Because the average flexural strength of the glass article is controlled by the amount and size of surface flaws, a pristine surface that has had minimal contact has a higher initial strength. In addition, down drawn glass articles have a very flat, smooth surface that can be used in its final application without costly grinding and polishing.

**[0055]** Some embodiments of the glass articles may be described as fusion-formable (i.e., formable using a fusion draw process). The fusion process uses a drawing tank that has a channel for accepting molten glass raw material. The channel has weirs that are open at the top along the length of the channel on both sides of the channel. When the channel fills with molten material, the molten glass overflows the weirs. Due to gravity, the molten glass flows down the outside surfaces of the drawing tank as two flowing glass films. These outside

surfaces of the drawing tank extend down and inwardly so that they join at an edge below the drawing tank. The two flowing glass films join at this edge to fuse and form a single flowing glass article. The fusion draw method offers the advantage that, because the two glass films flowing over the channel fuse together, neither of the outside surfaces of the resulting glass article comes in contact with any part of the apparatus. Thus, the surface properties of the fusion drawn glass article are not affected by such contact.

**[0056]** Some embodiments of the glass articles described herein may be formed by a slot draw process. The slot draw process is distinct from the fusion draw method. In slot draw processes, the molten raw material glass is provided to a drawing tank. The bottom of the drawing tank has an open slot with a nozzle that extends the length of the slot. The molten glass flows through the slot/nozzle and is drawn downward as a continuous glass article and into an annealing region.

**[0057]** In one or more embodiments, the glass articles described herein may exhibit an amorphous microstructure and may be substantially free of crystals or crystallites. In other words, the glass articles exclude glass-ceramic materials in some embodiments.

**[0058]** As mentioned above, in embodiments, the alkali aluminosilicate glass compositions can be strengthened, such as by ion exchange, making a glass that is damage resistant for applications such as, but not limited to, glass for display covers. With reference to FIG. 1, the glass has a first region under compressive stress (e.g., first and second compressive layers **120**, **122** in FIG. 1) extending from the surface to a depth of compression (DOC) of the glass and a second region (e.g., central region **130** in FIG. 1) under a tensile stress or central tension (CT) extending from the DOC into the central or interior region of the glass. As used herein, DOC refers to the depth at which the stress within the glass article changes from compressive to tensile. At the DOC, the stress crosses from a positive (compressive) stress to a negative (tensile) stress and thus exhibits a stress value of zero.

**[0059]** According to the convention normally used in the art, compression or compressive stress is expressed as a negative ( $< 0$ ) stress and tension or tensile stress is expressed as a positive ( $> 0$ ) stress. Throughout this description, however, CS is expressed as a positive or absolute value—*i.e.*, as recited herein,  $CS = |CS|$ . The compressive stress (CS) has a maximum at or near the surface of the glass, and the CS varies with distance  $d$  from the surface according to a function. Referring again to FIG. 1, a first segment **120** extends from



first surface **110** to a depth  $d_1$  and a second segment **122** extends from second surface **112** to a depth  $d_2$ . Together, these segments define a compression or CS of glass **100**. Compressive stress (including surface CS) is measured by surface stress meter (FSM) using commercially available instruments such as the FSM-6000, manufactured by Orihara Industrial Co., Ltd. (Japan). Surface stress measurements rely upon the accurate measurement of the stress optical coefficient (SOC), which is related to the birefringence of the glass. SOC in turn is measured according to Procedure C (Glass Disc Method) described in ASTM standard C770-16, entitled “Standard Test Method for Measurement of Glass Stress-Optical Coefficient,” the contents of which are incorporated herein by reference in their entirety.

**[0060]** In some embodiments, the CS is from greater than or equal to 400 MPa to less than or equal to 800 MPa, such as from greater than or equal to 425 MPa to less than or equal to 775 MPa, from greater than or equal to 450 MPa to less than or equal to 750 MPa, from greater than or equal to 475 MPa to less than or equal to 725 MPa, from greater than or equal to 500 MPa to less than or equal to 700 MPa, from greater than or equal to 525 MPa to less than or equal to 675 MPa, from greater than or equal to 550 MPa to less than or equal to 650 MPa, or from greater than or equal to 575 MPa to less than or equal to 625 MPa, and all ranges and sub-ranges between the foregoing values.

**[0061]** In one or more embodiments,  $\text{Na}^+$  and  $\text{K}^+$  ions are exchanged into the glass article and the  $\text{Na}^+$  ions diffuse to a deeper depth into the glass article than the  $\text{K}^+$  ions. The depth of penetration of  $\text{K}^+$  ions (“Potassium DOL”) is distinguished from DOC because it represents the depth of potassium penetration as a result of an ion exchange process. The Potassium DOL is typically less than the DOC for the articles described herein. Potassium DOL is measured using a surface stress meter such as the commercially available FSM-6000 surface stress meter, manufactured by Orihara Industrial Co., Ltd. (Japan), which relies on accurate measurement of the stress optical coefficient (SOC), as described above with reference to the CS measurement. The Potassium DOL of each of first and second compressive layers **120**, **122** is from greater than or equal to 5  $\mu\text{m}$  to less than or equal to 30  $\mu\text{m}$ , such as from greater than or equal to 6  $\mu\text{m}$  to less than or equal to 25  $\mu\text{m}$ , from greater than or equal to 7  $\mu\text{m}$  to less than or equal to 20  $\mu\text{m}$ , from greater than or equal to 8  $\mu\text{m}$  to less than or equal to 15  $\mu\text{m}$ , or from greater than or equal to 9  $\mu\text{m}$  to less than or equal to 10  $\mu\text{m}$ , and all ranges and sub-ranges between the foregoing values. In embodiments, the potassium DOL of each of the first and second compressive layers **120**, **122** is from greater than or equal to 6  $\mu\text{m}$  to less than or

equal to 30  $\mu\text{m}$ , such as from greater than or equal to 10  $\mu\text{m}$  to less than or equal to 30  $\mu\text{m}$ , from greater than or equal to 15  $\mu\text{m}$  to less than or equal to 30  $\mu\text{m}$ , from greater than or equal to 20  $\mu\text{m}$  to less than or equal to 30  $\mu\text{m}$ , or from greater than or equal to 25  $\mu\text{m}$  to less than or equal to 30  $\mu\text{m}$ , and all ranges and sub-ranges between the foregoing values. In embodiments, the potassium DOL of each of the first and second compressive layers **120**, **122** is from greater than or equal to 5  $\mu\text{m}$  to less than or equal to 25  $\mu\text{m}$ , such as from greater than or equal to 5  $\mu\text{m}$  to less than or equal to 20  $\mu\text{m}$ , from greater than or equal to 5  $\mu\text{m}$  to less than or equal to 15  $\mu\text{m}$ , or from greater than or equal to 5  $\mu\text{m}$  to less than or equal to 10  $\mu\text{m}$ , and all ranges and sub-ranges between the foregoing values.

**[0062]** The compressive stress of both major surfaces (**110**, **112** in FIG. 1) is balanced by stored tension in the central region (**130**) of the glass. The maximum central tension (CT) and DOC values are measured using a scattered light polariscope (SCALP) technique known in the art. The Refracted near-field (RNF) method or SCALP may be used to measure the stress profile. When the RNF method is utilized to measure the stress profile, the maximum CT value provided by SCALP is utilized in the RNF method. In particular, the stress profile measured by RNF is force balanced and calibrated to the maximum CT value provided by a SCALP measurement. The RNF method is described in U.S. Patent No. 8,854,623, entitled “Systems and methods for measuring a profile characteristic of a glass sample”, which is incorporated herein by reference in its entirety. In particular, the RNF method includes placing the glass article adjacent to a reference block, generating a polarization-switched light beam that is switched between orthogonal polarizations at a rate of between 1 Hz and 50 Hz, measuring an amount of power in the polarization-switched light beam and generating a polarization-switched reference signal, wherein the measured amounts of power in each of the orthogonal polarizations are within 50% of each other. The method further includes transmitting the polarization-switched light beam through the glass sample and reference block for different depths into the glass sample, then relaying the transmitted polarization-switched light beam to a signal photodetector using a relay optical system, with the signal photodetector generating a polarization-switched detector signal. The method also includes dividing the detector signal by the reference signal to form a normalized detector signal and determining the profile characteristic of the glass sample from the normalized detector signal.

**[0063]** In embodiments, the glass composition may have a maximum CT greater than or equal to 60 MPa, such as greater than or equal to 70 MPa, greater than or equal to 80 MPa,

greater than or equal to 90 MPa, greater than or equal to 100 MPa, greater than or equal to 110 MPa, greater than or equal to 120 MPa, greater than or equal to 130 MPa, greater than or equal to 140 MPa, or greater than or equal to 150 MPa, and all ranges and sub-ranges between the foregoing values. In some embodiments, the glass composition may have a maximum CT less than or equal to 200 MPa, such as less than or equal to 190 MPa, less than or equal to 180 MPa, less than or equal to 170 MPa, less than or equal to 160 MPa, less than or equal to 150 MPa, less than or equal to 140 MPa, less than or equal to 130 MPa, less than or equal to 120 MPa, less than or equal to 110 MPa, less than or equal to 100 MPa, less than or equal to 90 MPa, or less than or equal to 80 MPa, and all ranges and sub-ranges between the foregoing values. It should be understood that, in embodiments, any of the above ranges may be combined with any other range. In embodiments, the glass composition may have a maximum CT from greater than or equal to 60 MPa to less than or equal to 200 MPa, such as from greater than or equal to 70 MPa to less than or equal to 190 MPa, from greater than or equal to 80 MPa to less than or equal to 180 MPa, from greater than or equal to 90 MPa to less than or equal to 170 MPa, from greater than or equal to 100 MPa to less than or equal to 160 MPa, from greater than or equal to 110 MPa to less than or equal to 150 MPa, or from greater than or equal to 120 MPa to less than or equal to 140 MPa, and all ranges and sub-ranges between the foregoing values.

**[0064]** As noted above, DOC is measured using a scattered light polariscope (SCALP) technique known in the art. The DOC is provided in some embodiments herein as a portion of the thickness (t) of the glass article. In embodiments, the glass compositions may have a depth of compression (DOC) from greater than or equal to 0.15t to less than or equal to 0.25t, such as from greater than or equal to 0.18t to less than or equal to 0.22t, or from greater than or equal to 0.19t to less than or equal to 0.21t, and all ranges and sub-ranges between the foregoing values. In embodiments, the glass composition may have a DOC from greater than or equal to 0.16t to less than or equal to 0.2t, such as from greater than or equal to 0.17t to less than or equal to 0.25t, from greater than or equal to 0.18t to less than or equal to 0.25t, from greater than or equal to 0.19t to less than or equal to 0.25t, from greater than or equal to 0.20t to less than or equal to 0.25t, from greater than or equal to 0.21t to less than or equal to 0.25t, from greater than or equal to 0.22t to less than or equal to 0.25t, from greater than or equal to 0.23t to less than or equal to 0.25t, or from greater than or equal to 0.24t to less than or equal to 0.25t, and all ranges and sub-ranges between the foregoing values. In embodiments, the glass composition may have a DOC from greater than or equal to 0.15t to

less than or equal to 0.24t, such as from greater than or equal to 0.15t to less than or equal to 0.23t, from greater than or equal to 0.15t to less than or equal to 0.22t, from greater than or equal to 0.15t to less than or equal to 0.21t, from greater than or equal to 0.15t to less than or equal to 0.20t, from greater than or equal to 0.15t to less than or equal to 0.19t, from greater than or equal to 0.15t to less than or equal to 0.18t, from greater than or equal to 0.15t to less than or equal to 0.17t, or from greater than or equal to 0.15t to less than or equal to 0.16t, and all ranges and sub-ranges between the foregoing values.

**[0065]** Compressive stress layers may be formed in the glass by exposing the glass to an ion exchange solution. In embodiments, the ion exchange solution may be molten nitrate salt. In some embodiments, the ion exchange solution may be molten  $\text{KNO}_3$ , molten  $\text{NaNO}_3$ , or combinations thereof. In embodiments, the ion exchange solution may comprise about 90% molten  $\text{KNO}_3$ , about 80% molten  $\text{KNO}_3$ , about 70% molten  $\text{KNO}_3$ , about 60% molten  $\text{KNO}_3$ , or about 50% molten  $\text{KNO}_3$ . In embodiments, the ion exchange solution may comprise about 10% molten  $\text{NaNO}_3$ , about 20% molten  $\text{NaNO}_3$ , about 30% molten  $\text{NaNO}_3$ , or about 40% molten  $\text{NaNO}_3$ . In embodiments, the ion exchange solution may comprise about 80% molten  $\text{KNO}_3$  and about 20% molten  $\text{NaNO}_3$ , about 75% molten  $\text{KNO}_3$  and about 25% molten  $\text{NaNO}_3$ , about 70% molten  $\text{KNO}_3$  and about 30% molten  $\text{NaNO}_3$ , about 65% molten  $\text{KNO}_3$  and about 35% molten  $\text{NaNO}_3$ , or about 60% molten  $\text{KNO}_3$  and about 40% molten  $\text{NaNO}_3$ , and all ranges and sub-ranges between the foregoing values. In embodiments, other sodium and potassium salts may be used in the ion exchange solution, such as, for example sodium or potassium nitrites, phosphates, or sulfates. In some embodiments, the ion exchange solution may include lithium salts, such as  $\text{LiNO}_3$ .

**[0066]** The glass composition may be exposed to the ion exchange solution by dipping a glass article made from the glass composition into a bath of the ion exchange solution, spraying the ion exchange solution onto a glass article made from the glass composition, or otherwise physically applying the ion exchange solution to a glass article made from the glass composition. Upon exposure to the glass composition, the ion exchange solution may, according to embodiments, be at a temperature from greater than or equal to 400 °C to less than or equal to 500 °C, such as from greater than or equal to 410 °C to less than or equal to 490 °C, from greater than or equal to 420 °C to less than or equal to 480 °C, from greater than or equal to 430 °C to less than or equal to 470 °C, or from greater than or equal to 440 °C to less than or equal to 460 °C, and all ranges and sub-ranges between the foregoing

values. In embodiments, the glass composition may be exposed to the ion exchange solution for a duration from greater than or equal to 4 hours to less than or equal to 48 hours, such as from greater than or equal to 8 hours to less than or equal to 44 hours, from greater than or equal to 12 hours to less than or equal to 40 hours, from greater than or equal to 16 hours to less than or equal to 36 hours, from greater than or equal to 20 hours to less than or equal to 32 hours, or from greater than or equal to 24 hours to less than or equal to 28 hours, and all ranges and sub-ranges between the foregoing values.

**[0067]** The ion exchange process may be performed in an ion exchange solution under processing conditions that provide an improved compressive stress profile as disclosed, for example, in U.S. Patent Application Publication No. 2016/0102011, which is incorporated herein by reference in its entirety.

**[0068]** After an ion exchange process is performed, it should be understood that a composition at the surface of a glass article may be different than the composition of the as-formed glass article (*i.e.*, the glass article before it undergoes an ion exchange process). This results from one type of alkali metal ion in the as-formed glass, such as, for example  $\text{Li}^+$  or  $\text{Na}^+$ , being replaced with larger alkali metal ions, such as, for example  $\text{Na}^+$  or  $\text{K}^+$ , respectively. However, the glass composition at or near the center of the depth of the glass article will, in embodiments, still have the composition of the as-formed (non-ion exchanged) glass utilized to form the glass article.

**[0069]** The glass articles disclosed herein may be incorporated into another article such as an article with a display (or display articles) (e.g., consumer electronics, including mobile phones, tablets, computers, navigation systems, and the like), architectural articles, transportation articles (e.g., automobiles, trains, aircraft, sea craft, etc.), appliance articles, or any article that requires some transparency, scratch-resistance, abrasion resistance or a combination thereof. An exemplary article incorporating any of the glass articles disclosed herein is shown in FIGs. 2A and 2B. Specifically, FIGs. 2A and 2B show a consumer electronic device 200 including a housing 202 having front 204, back 206, and side surfaces 208; electrical components (not shown) that are at least partially inside or entirely within the housing and including at least a controller, a memory, and a display 210 at or adjacent to the front surface of the housing; and a cover substrate 212 at or over the front surface of the housing such that it is over the display. In some embodiments, a portion of the cover substrate

212 and/or a portion of the housing 202 may include any of the glass articles disclosed herein.

**[0070]** A first clause comprises a glass composition comprising: from greater than or equal to 55.0 mol% to less than or equal to 70.0 mol%  $\text{SiO}_2$ ; from greater than or equal to 12.0 mol% to less than or equal to 20.0 mol%  $\text{Al}_2\text{O}_3$ ; from greater than or equal to 5.0 mol% to less than or equal to 15.0 mol%  $\text{Li}_2\text{O}$ ; and from greater than or equal to 4.0 mol% to less than or equal to 15.0 mol%  $\text{Na}_2\text{O}$ , wherein  $-8.00 \text{ mol}\% \leq \text{R}_2\text{O} + \text{RO} - \text{Al}_2\text{O}_3 - \text{B}_2\text{O}_3 - \text{P}_2\text{O}_5 \leq -1.75 \text{ mol}\%$ ,  $9.00 \leq (\text{SiO}_2 + \text{Al}_2\text{O}_3 + \text{Li}_2\text{O})/\text{Na}_2\text{O}$ , and  $(\text{Li}_2\text{O} + \text{Al}_2\text{O}_3 + \text{P}_2\text{O}_5)/(\text{Na}_2\text{O} + \text{B}_2\text{O}_3) \leq 3.50$ .

**[0071]** A second clause comprises the glass composition of the first clause, wherein  $-7.50 \text{ mol}\% \leq \text{R}_2\text{O} + \text{RO} - \text{Al}_2\text{O}_3 - \text{B}_2\text{O}_3 - \text{P}_2\text{O}_5 \leq -2.50 \text{ mol}\%$ .

**[0072]** A third clause comprises the glass composition of any one of the first and second clauses, wherein  $9.00 \leq (\text{SiO}_2 + \text{Al}_2\text{O}_3 + \text{Li}_2\text{O})/\text{Na}_2\text{O} \leq 16.00$ .

**[0073]** A fourth clause comprises, the glass composition of any one of the first to third clauses, wherein  $9.20 \leq (\text{SiO}_2 + \text{Al}_2\text{O}_3 + \text{Li}_2\text{O})/\text{Na}_2\text{O} \leq 15.50$ .

**[0074]** A fifth clause comprises, the glass composition of any one of the first to fourth clauses, wherein  $1.50 \leq (\text{Li}_2\text{O} + \text{Al}_2\text{O}_3 + \text{P}_2\text{O}_5)/(\text{Na}_2\text{O} + \text{B}_2\text{O}_3) \leq 3.50$ .

**[0075]** A sixth clause comprises, the glass composition of any one of the first to fifth clauses, wherein  $1.80 \leq (\text{Li}_2\text{O} + \text{Al}_2\text{O}_3 + \text{P}_2\text{O}_5)/(\text{Na}_2\text{O} + \text{B}_2\text{O}_3) \leq 3.35$ .

**[0076]** A seventh clause comprises, the glass composition of any one of the first to sixth clauses, wherein  $\text{B}_2\text{O}_3 + \text{P}_2\text{O}_5$  is greater than 0.0 mol%.

**[0077]** An eighth clause comprises, the glass composition of any one of the first to seventh clauses, wherein  $1.00 \leq (\text{Li}_2\text{O} + \text{Al}_2\text{O}_3)/(\text{Na}_2\text{O} + \text{B}_2\text{O}_3 + \text{P}_2\text{O}_5) \leq 2.75$ .

**[0078]** A ninth clause comprises, the glass composition of any one of the first to eighth clauses, wherein  $\text{Al}_2\text{O}_3 + \text{Li}_2\text{O}$  is greater than 21.4 mol%.

**[0079]** A tenth clause comprises, the glass composition of any one of the first to ninth clauses, where  $\text{Al}_2\text{O}_3 + \text{Li}_2\text{O} + \text{Na}_2\text{O}$  is greater than 25.0 mol%.

**[0080]** An eleventh clause comprises, the glass composition of any one of the first to tenth clauses, wherein  $0.90 < \text{Al}_2\text{O}_3/(\text{R}_2\text{O} + \text{RO}) < 1.20$ .

**[0081]** A twelfth clause comprises, the glass composition of any one of the first to eleventh clauses, wherein  $1.0 < (\text{Al}_2\text{O}_3 + \text{B}_2\text{O}_3 + \text{P}_2\text{O}_5)/(\text{R}_2\text{O} + \text{RO})$ .

**[0082]** A thirteenth clause comprises, the glass composition of any one of the first to twelfth clauses, wherein  $6.96\text{Al}_2\text{O}_3 - 1.90\text{B}_2\text{O}_3 + 2.16\text{CaO} + 3.30\text{MgO} - 1.50\text{Na}_2\text{O} + 12.74\text{Li}_2\text{O} - 1.10\text{SrO} - 14.50\text{K}_2\text{O} - 1.87\text{La}_2\text{O}_3 + 6.13\text{ZrO}_2 - 76.40 \text{ mol\%} > 50.00 \text{ mol\%}$ .

**[0083]** A fourteenth clause comprises a glass article comprising: a first surface; a second surface opposite the first surface, wherein a thickness (t) of the glass article is measured as a distance between the first surface and the second surface; and a compressive stress layer extending from at least one of the first surface and the second surface into the thickness (t) of the glass article, wherein a central tension of the glass article is greater than or equal to 60 MPa, the compressive stress layer has a depth of compression that is from greater than or equal to 0.15t to less than or equal to 0.25t, and the glass article is formed from a glass comprising: from greater than or equal to 55.0 mol% to less than or equal to 70.0 mol%  $\text{SiO}_2$ ; from greater than or equal to 12.0 mol% to less than or equal to 20.0 mol%  $\text{Al}_2\text{O}_3$ ; from greater than or equal to 5.0 mol% to less than or equal to 15.0 mol%  $\text{Li}_2\text{O}$ ; and from greater than or equal to 4.0 mol% to less than or equal to 15.0 mol%  $\text{Na}_2\text{O}$ , wherein  $-8.00 \text{ mol\%} \leq \text{R}_2\text{O} + \text{RO} - \text{Al}_2\text{O}_3 - \text{B}_2\text{O}_3 - \text{P}_2\text{O}_5 \leq -1.75 \text{ mol\%}$ ,  $9.00 \leq (\text{SiO}_2 + \text{Al}_2\text{O}_3 + \text{Li}_2\text{O})/\text{Na}_2\text{O}$ , and  $(\text{Li}_2\text{O} + \text{Al}_2\text{O}_3 + \text{P}_2\text{O}_5)/(\text{Na}_2\text{O} + \text{B}_2\text{O}_3) \leq 3.50$ .

**[0084]** A fifteenth clause comprises the glass article of the fourteenth clause, wherein the central tension of the glass article is greater than or equal to 80 MPa.

**[0085]** A sixteenth clause comprises the glass article of any one of the fourteenth and fifteenth clauses, wherein the central tension of the glass article is greater than or equal to 90 MPa.

**[0086]** A seventeenth clause comprises the glass article of any one of the fourteenth to sixteenth clauses, wherein the compressive stress layer has a depth of compression that is from greater than or equal to 0.18t to less than or equal to 0.22t.

**[0087]** An eighteenth clause comprises the glass article of any one of the fourteenth to seventeenth clauses, wherein the glass article has a liquidus viscosity from greater than or equal to 20 kP to less than 1000 kP.

**[0088]** A nineteenth clause comprises a consumer electronic product, comprising: a housing comprising a front surface, a back surface and side surfaces; electrical components at least partially within the housing, the electrical components comprising at least a controller, a memory, and a display, the display at or adjacent the front surface of the housing; and a cover substrate disposed over the display, wherein at least a portion of at least one of the housing and the cover substrate comprises the glass article of any one of the fourteenth to eighteenth clauses.

**[0089]** A twentieth clause comprises a glass article comprising: a first surface; a second surface opposite the first surface, wherein a thickness (t) of the glass article is measured as a distance between the first surface and the second surface; and a compressive stress layer extending from at least one of the first surface and the second surface into the thickness (t) of the glass article, wherein a central tension of the glass article is greater than or equal to 60 MPa, the compressive stress layer has a depth of compression that is from greater than or equal to 0.15t to less than or equal to 0.25t, and the glass article has a composition at the center depth of the glass article comprising: from greater than or equal to 55.0 mol% to less than or equal to 70.0 mol% SiO<sub>2</sub>; from greater than or equal to 12.0 mol% to less than or equal to 20.0 mol% Al<sub>2</sub>O<sub>3</sub>; from greater than or equal to 5.0 mol% to less than or equal to 15.0 mol% Li<sub>2</sub>O; and from greater than or equal to 4.0 mol% to less than or equal to 15.0 mol% Na<sub>2</sub>O, wherein  $-8.00 \text{ mol\%} \leq R_2O + RO - Al_2O_3 - B_2O_3 - P_2O_5 \leq -1.75 \text{ mol\%}$ ,  $9.00 \leq (SiO_2 + Al_2O_3 + Li_2O)/Na_2O$ , and  $(Li_2O + Al_2O_3 + P_2O_5)/(Na_2O + B_2O_3) \leq 3.50$ .

**[0090]** A twenty first clause comprises a glass composition comprising: from greater than or equal to 60.0 mol% to less than or equal to 70.0 mol% SiO<sub>2</sub>; greater than or equal to 12.0 mol% to less than or equal to 18.0 mol% Al<sub>2</sub>O<sub>3</sub>; greater than or equal to 5.0 mol% to less than or equal to 10.0 mol% Li<sub>2</sub>O; greater than or equal to 4.0 mol% to less than or equal to 10.0 mol% Na<sub>2</sub>O; and greater than or equal to 0.75 mol% P<sub>2</sub>O<sub>5</sub>, wherein Li<sub>2</sub>O/Na<sub>2</sub>O greater than or equal to 1.00, and Al<sub>2</sub>O<sub>3</sub> + Li<sub>2</sub>O less than or equal to 25.25 mol%.

**[0091]** A twenty second clause comprises a glass article comprising: a first surface; a second surface opposite the first surface, wherein a thickness (t) of the glass article is



measured as a distance between the first surface and the second surface; and a compressive stress layer extending from at least one of the first surface and the second surface into the thickness ( $t$ ) of the glass article, wherein a central tension of the glass article is greater than or equal to 60 MPa, the compressive stress layer has a depth of compression that is from greater than or equal to  $0.15t$  to less than or equal to  $0.25t$ , and the glass article is formed from a glass according to the twenty first clause.

**[0092]** A twenty third clause comprises the glass article of the twenty second clause, wherein the central tension of the glass article is greater than or equal to 80 MPa.

**[0093]** A twenty fourth clause comprises the glass article of any one of the twenty second and twenty third clauses, wherein the central tension of the glass article is greater than or equal to 90 MPa.

**[0094]** A twenty fifth clause comprises the glass article of any one of the twenty second to twenty fourth clauses, wherein the compressive stress layer has a depth of compression that is from greater than or equal to  $0.18t$  to less than or equal to  $0.22t$ .

**[0095]** A twenty sixth clause comprises the glass article of any one of the twenty second to twenty fifth clauses, wherein the glass has a liquidus viscosity from greater than or equal to 20 kP to less than 1000 kP.

**[0096]** A twenty seventh clause comprises a consumer electronic product, comprising: a housing comprising a front surface, a back surface and side surfaces; electrical components at least partially within the housing, the electrical components comprising at least a controller, a memory, and a display, the display at or adjacent the front surface of the housing; and a cover substrate disposed over the display, wherein at least a portion of at least one of the housing and the cover substrate comprises the glass article of any one of the twenty second to twenty sixth clauses.

## EXAMPLES

**[0097]** Embodiments will be further clarified by the following examples. It should be understood that these examples are not limiting to the embodiments described above.

**[0098]** Glass compositions having components listed in Table 1 below were prepared by conventional glass forming methods. In Table 1, all components are in mol%, and various

properties of the glass compositions were measured according to the methods disclosed in this specification.

**Table 1**

Sample	1	2	3	4
SiO <sub>2</sub>	64.94	63.55	63.22	61.97
Al <sub>2</sub> O <sub>3</sub>	16.26	16.12	16.09	15.69
Li <sub>2</sub> O	7.67	7.18	7.20	7.01
Na <sub>2</sub> O	7.94	9.34	9.26	9.11
K <sub>2</sub> O				
MgO	0.51	0.22	0.21	0.21
ZnO				
CaO				
SrO				
B <sub>2</sub> O <sub>3</sub>	0.00	0.94	1.37	3.47
P <sub>2</sub> O <sub>5</sub>	2.46	2.47	2.46	2.37
SnO <sub>2</sub>	0.05	0.05	0.05	0.05
Sum	100	100	100	100
Al <sub>2</sub> O <sub>3</sub> / (R <sub>2</sub> O + RO)	1.01	0.96	0.97	0.96
Al <sub>2</sub> O <sub>3</sub> + Li <sub>2</sub> O	23.93	23.30	23.29	22.70
Na <sub>2</sub> O + Li <sub>2</sub> O + Al <sub>2</sub> O <sub>3</sub> + RO	32.38	32.86	32.76	32.02
Al <sub>2</sub> O <sub>3</sub> + MgO + ZnO	16.77	16.34	16.30	15.90
Al <sub>2</sub> O <sub>3</sub> + B <sub>2</sub> O <sub>3</sub>	16.26	17.06	17.46	19.16
(Al <sub>2</sub> O <sub>3</sub> + B <sub>2</sub> O <sub>3</sub> + P <sub>2</sub> O <sub>5</sub> ) / (R <sub>2</sub> O + RO)	1.16	1.17	1.19	1.32

Table 1 – Continued

Sample	1	2	3	4
<b>VFT Viscosity Coefficients</b>				
A	-3.66	-3.55	-3.41	-3.18
B	9500.8	9429.9	9138.3	8488.6
To	67.7	14.9	38.2	40.2
<b>Temps at Fixed Viscosities (P)</b>				
200	1661	1628	1638	1589
35000	1226	1181	1187	1139
200000	1128	1081	1087	1041
10 <sup>11</sup> Poise Temperature (°C)				
Density (g/cm <sup>3</sup> )	2.400	2.402	2.400	2.389
CTE (*10 <sup>-7</sup> (1/°C))	70.6	76.7	75.7	75.1
Fiber Elongation Strain Point (°C)	606	569	565	530
Fiber Elongation Annealing Point (°C)	661	622	616	580
Fiber Elongation Softening Point (°C)	926.4	884.5	877.9	832.5
Beam Bending Viscosity Strain Point (°C)				
Beam Bending Viscosity Annealing Point (°C)				
Beam Bending Viscosity Softening Point (°C)				
Liquidus Temperature (°C) - Internal	1105	1060	1080	1015
Liquidus - Primary Phase	Spodumene	Spodumene	Spodumene	Spodumene
Liquidus Viscosity (kP) - Internal	315	301	230	338
Measured Zircon Breakdown Temperature (°C)	1270			
Stress Optical Coefficient (nm/mm/MPa)	3.002	3.012	3.046	3.121
Refractive Index	1.5041	1.5034	1.5030	1.5030
Poissons Ratio	0.213			
E (Young's Modulus, GPa)	77.8			
G (Shear Modulus, GPa)	32.1			
*fibers cerammed				
IOX				
Max CT (Mpa)	88.5	80.8	82.6	81.1
K % for IOX	80	80	80	80
DOL (um)	13.9	18.9	20.0	15.5
CS (Mpa)	623	627	622	610

Table 1 – Continued

Sample	5	6	7	8
SiO <sub>2</sub>	61.15	63.08	63.74	63.66
Al <sub>2</sub> O <sub>3</sub>	15.49	15.98	16.83	16.53
Li <sub>2</sub> O	6.87	7.06	7.46	7.38
Na <sub>2</sub> O	9.01	9.27	9.24	8.17
K <sub>2</sub> O				
MgO	0.22	0.22		0.22
ZnO				
CaO				0.33
SrO				0.20
B <sub>2</sub> O <sub>3</sub>	4.72	1.36		1.35
P <sub>2</sub> O <sub>5</sub>	2.36	2.86	2.50	2.01
SnO <sub>2</sub>	0.05	0.05	0.05	0.04
Sum	100	100	100	100
Al <sub>2</sub> O <sub>3</sub> / (R <sub>2</sub> O + RO)	0.96	0.97	1.01	1.01
Al <sub>2</sub> O <sub>3</sub> + Li <sub>2</sub> O	22.36	23.04	24.29	23.91
Na <sub>2</sub> O +Li <sub>2</sub> O+Al <sub>2</sub> O <sub>3</sub> +RO	31.59	32.53	33.53	32.83
Al <sub>2</sub> O <sub>3</sub> +MgO+ZnO	15.71	16.20	16.83	16.75
Al <sub>2</sub> O <sub>3</sub> +B <sub>2</sub> O <sub>3</sub>	20.21	17.34	16.83	17.88
(Al <sub>2</sub> O <sub>3</sub> +B <sub>2</sub> O <sub>3</sub> +P <sub>2</sub> O <sub>5</sub> )/(R <sub>2</sub> O+RO)	1.40	1.22	1.16	1.22

Table 1 – Continued

Sample	5	6	7	8
<b>VFT Viscosity Coefficients</b>				
A	-3.31	-3.32	-3.34	-3.24
B	8868.2	8814.9	8646.9	8372.7
To	-9.5	63.0	126.2	122.8
<b>Temps at Fixed Viscosities (P)</b>				
200	1572	1631	1659	1634
35000	1120	1184	1223	1198
200000	1021	1085	1127	1103
10 <sup>11</sup> Poise Temperature (°C)				
Density (g/cm <sup>3</sup> )	2.383	2.398	2.407	2.405
CTE (*10 <sup>-7</sup> (1/°C))	73.9	75.5	76	70.9
Fiber Elongation Strain Point (°C)	516	561	608	585
Fiber Elongation Annealing Point (°C)	564	613	661	638
Fiber Elongation Softening Point (°C)	813.7	878.0	924.0	897.8
Beam Bending Viscosity Strain Point (°C)				
Beam Bending Viscosity Annealing Point (°C)				
Beam Bending Viscosity Softening Point (°C)				
Liquidus Temperature (°C) - Internal	985	1050	1095	1080
Liquidus - Primary Phase	Spodumene	Spodumene	Spodumene	Spodumene
Liquidus Viscosity (kP) - Internal	409	408	384	321
Measured Zircon Breakdown Temperature (°C)	1250	1260		
Stress Optical Coefficient (nm/mm/MPa)	3.172	3.065	3.010	3.057
Refractive Index	1.5023	1.5013	1.5044	1.5055
Poissons Ratio			0.211	0.218
E (Young's Modulus, GPa)			77.4	77.2
G (Shear Modulus, GPa)			32.0	31.7
*fibers cerammed				
IOX				
Max CT (Mpa)	75.4	77.2	70.0	78.0
K % for IOX	80	80	80	80
DOL (um)	13.8	19.2		
CS (Mpa)	591	628		

Table 1 – Continued

Sample	9	10	11	12
SiO <sub>2</sub>	63.65	62.69	62.75	62.89
Al <sub>2</sub> O <sub>3</sub>	16.20	16.01	15.82	15.42
Li <sub>2</sub> O	7.32	6.86	6.93	6.91
Na <sub>2</sub> O	7.12	8.58	7.60	5.78
K <sub>2</sub> O				
MgO	0.41		0.22	0.61
ZnO				
CaO	0.62		0.33	0.91
SrO	0.41		0.21	0.61
B <sub>2</sub> O <sub>3</sub>	2.60	3.18	4.04	5.72
P <sub>2</sub> O <sub>5</sub>	1.52	2.45	1.97	1.01
SnO <sub>2</sub>	0.04	0.04	0.04	0.04
Sum	100	100	100	100
Al <sub>2</sub> O <sub>3</sub> / (R <sub>2</sub> O + RO)	1.02	1.04	1.04	1.04
Al <sub>2</sub> O <sub>3</sub> + Li <sub>2</sub> O	23.52	22.87	22.75	22.34
Na <sub>2</sub> O +Li <sub>2</sub> O+Al <sub>2</sub> O <sub>3</sub> +RO	32.09	31.45	31.10	30.24
Al <sub>2</sub> O <sub>3</sub> +MgO+ZnO	16.62	16.01	16.04	16.03
Al <sub>2</sub> O <sub>3</sub> +B <sub>2</sub> O <sub>3</sub>	18.80	19.19	19.86	21.14
(Al <sub>2</sub> O <sub>3</sub> +B <sub>2</sub> O <sub>3</sub> +P <sub>2</sub> O <sub>5</sub> )/(R <sub>2</sub> O+RO)	1.28	1.40	1.43	1.49

Table 1 - Continued

Sample	9	10	11	12
<b>VFT Viscosity Coefficients</b>				
A	-3.12	-3.66	-3.69	-3.22
B	8031.5	9526.4	9520.6	8130.5
To	129.2	20.4	15.6	99.2
<b>Temps at Fixed Viscosities (P)</b>				
200	1610	1618	1606	1573
35000	1177	1181	1173	1147
200000	1083	1083	1075	1054
10 <sup>11</sup> Poise Temperature (°C)				
Density (g/cm <sup>3</sup> )	2.403	2.384	2.386	2.392
CTE (*10 <sup>-7</sup> (1/°C))	66.5	72.4	68.7	60.6
Fiber Elongation Strain Point (°C)	572	550	552	555
Fiber Elongation Annealing Point (°C)	624	603	604	607
Fiber Elongation Softening Point (°C)		868.9	863.3	855.4
Beam Bending Viscosity Strain Point (°C)				
Beam Bending Viscosity Annealing Point (°C)				
Beam Bending Viscosity Softening Point (°C)				
Liquidus Temperature (°C) - Internal	1095	1040	1050	1050
Liquidus - Primary Phase	Spodumene	Spodumene	Spodumene	Spodumene
Liquidus Viscosity (kP) - Internal	156	480	330	216
Measured Zircon Breakdown Temperature (°C)				
Stress Optical Coefficient (nm/mm/MPa)	3.076	3.153	3.176	3.165
Refractive Index	1.5068	1.5017	1.5034	1.5073
Poissons Ratio	0.218	0.213	0.215	0.218
E (Young's Modulus, GPa)	76.8	73.8	74.3	75.7
G (Shear Modulus, GPa)	31.6	30.5	30.6	31.1
*fibers cerammed				
IOX				
Max CT (Mpa)	94.7	71.0	73.0	90.7
K % for IOX	60	80	80	60
DOL (um)				
CS (Mpa)				



Table 1 – Continued

Sample	13	14	15	16
SiO <sub>2</sub>	62.67	62.75	62.72	62.73
Al <sub>2</sub> O <sub>3</sub>	15.99	15.68	15.70	15.70
Li <sub>2</sub> O	6.83	6.79	6.80	6.80
Na <sub>2</sub> O	8.93	9.23	8.91	8.94
K <sub>2</sub> O				
MgO			0.32	
ZnO				0.30
CaO				
SrO				
B <sub>2</sub> O <sub>3</sub>	2.89	2.91	2.90	2.89
P <sub>2</sub> O <sub>5</sub>	2.48	2.45	2.47	2.44
SnO <sub>2</sub>	0.05	0.05	0.05	0.05
Sum	100	100	100	100
Al <sub>2</sub> O <sub>3</sub> / (R <sub>2</sub> O + RO)	1.01	0.98	0.98	0.98
Al <sub>2</sub> O <sub>3</sub> + Li <sub>2</sub> O	22.82	22.47	22.50	22.50
Na <sub>2</sub> O +Li <sub>2</sub> O+Al <sub>2</sub> O <sub>3</sub> +RO	31.75	31.70	31.73	31.74
Al <sub>2</sub> O <sub>3</sub> +MgO+ZnO	15.99	15.68	16.02	16.00
Al <sub>2</sub> O <sub>3</sub> +B <sub>2</sub> O <sub>3</sub>	18.88	18.58	18.60	18.59
(Al <sub>2</sub> O <sub>3</sub> +B <sub>2</sub> O <sub>3</sub> +P <sub>2</sub> O <sub>5</sub> )/(R <sub>2</sub> O+RO)	1.36	1.31	1.31	1.31

Table 1 – Continued

Sample	13	14	15	16
<b>VFT Viscosity Coefficients</b>				
A	-3.13	-3.54	-3.60	-3.65
B	8356.9	9466.9	9566.8	9754
To	85.6	-3.7	-7.0	-28.0
<b>Temps at Fixed Viscosities (P)</b>				
200	1626	1618	1613	1611
35000	1175	1168	1167	1162
200000	1077	1067	1067	1062
10 <sup>11</sup> Poise Temperature (°C)				
Density (g/cm <sup>3</sup> )	2.386	2.388	2.389	2.392
CTE (*10 <sup>-7</sup> (1/°C))	73.2	75	73.5	74
Fiber Elongation Strain Point (°C)	552	549	549	540
Fiber Elongation Annealing Point (°C)	603	598	598	590
Fiber Elongation Softening Point (°C)	863.6	856.7	856.1	848.6
Beam Bending Viscosity Strain Point (°C)				
Beam Bending Viscosity Annealing Point (°C)				
Beam Bending Viscosity Softening Point (°C)				
Liquidus Temperature (°C) - Internal	1045	1030	1020	1020
Liquidus - Primary Phase	Spodumene	Spodumene	Spodumene	Spodumene
Liquidus Viscosity (kP) - Internal	385	417	514	453
Measured Zircon Breakdown Temperature (°C)				
Stress Optical Coefficient (nm/mm/MPa)	3.175	3.135	3.118	3.150
Refractive Index	1.5020	1.5023	1.5026	1.5029
Poissons Ratio	0.212	0.215	0.216	0.210
E (Young's Modulus, GPa)	73.7	73.7	74.1	73.8
G (Shear Modulus, GPa)	30.4	30.3	30.5	30.5
*fibers cerammed				
IOX				
Max CT (Mpa)	67.9	69.2	72.7	63.1
K % for IOX	80	80	80	80
DOL (um)	8.5	12.2	11.4	8.4
CS (Mpa)	612	596	602	600

Table 1 – Continued

Sample	17	18	19	20
SiO <sub>2</sub>	62.78	62.70	63.46	63.42
Al <sub>2</sub> O <sub>3</sub>	15.41	15.39	15.32	15.23
Li <sub>2</sub> O	6.79	6.84	6.43	6.63
Na <sub>2</sub> O	9.20	9.23	8.26	6.94
K <sub>2</sub> O				
MgO	0.32		0.41	0.60
ZnO		0.29	0.68	0.46
CaO			0.62	0.92
SrO			0.41	0.60
B <sub>2</sub> O <sub>3</sub>	2.87	2.89	2.79	4.09
P <sub>2</sub> O <sub>5</sub>	2.45	2.46	1.48	0.99
SnO <sub>2</sub>	0.05	0.05	0.04	0.03
Sum	100	100	100	100
Al <sub>2</sub> O <sub>3</sub> / (R <sub>2</sub> O + RO)	0.94	0.94	0.91	0.94
Al <sub>2</sub> O <sub>3</sub> + Li <sub>2</sub> O	22.20	22.23	21.75	21.86
Na <sub>2</sub> O +Li <sub>2</sub> O+Al <sub>2</sub> O <sub>3</sub> +RO	31.72	31.75	32.13	31.37
Al <sub>2</sub> O <sub>3</sub> +MgO+ZnO	15.73	15.68	16.42	16.28
Al <sub>2</sub> O <sub>3</sub> +B <sub>2</sub> O <sub>3</sub>	18.28	18.28	18.11	19.32
(Al <sub>2</sub> O <sub>3</sub> +B <sub>2</sub> O <sub>3</sub> +P <sub>2</sub> O <sub>5</sub> )/(R <sub>2</sub> O+RO)	1.27	1.27	1.17	1.26

Table 1 – Continued

Sample	17	18	19	20
<b>VFT Viscosity Coefficients</b>				
A	-4.02	-2.78	-4.02	-2.78
B	10772.8	7764.8	10772.8	7764.8
To	-98.8	94.6	-98.8	94.6
<b>Temps at Fixed Viscosities (P)</b>				
200	1606	1622	1606	1622
35000	1160	1154	1160	1154
200000	1057	1055	1057	1055
10 <sup>11</sup> Poise Temperature (°C)				
Density (g/cm <sup>3</sup> )	2.391	2.395	2.391	2.395
CTE (*10 <sup>-7</sup> (1/°C))	75	74.6	75	74.6
Fiber Elongation Strain Point (°C)	538	538	538	538
Fiber Elongation Annealing Point (°C)	586	586	586	586
Fiber Elongation Softening Point (°C)	843.3	841.2	843.3	841.2
Beam Bending Viscosity Strain Point (°C)				
Beam Bending Viscosity Annealing Point (°C)				
Beam Bending Viscosity Softening Point (°C)				
Liquidus Temperature (°C) - Internal	1015	1015	1015	1015
Liquidus - Primary Phase	Spodumene	Spodumene	Spodumene	Spodumene
Liquidus Viscosity (kP) - Internal	452	449	452	449
Measured Zircon Breakdown Temperature (°C)				
Stress Optical Coefficient (nm/mm/MPa)	3.127	3.137	3.127	3.137
Refractive Index	1.5026	1.5028	1.5026	1.5028
Poissons Ratio	0.217	0.214	0.217	0.214
E (Young's Modulus, GPa)	74.1	73.9	74.1	73.9
G (Shear Modulus, GPa)	30.5	30.4	30.5	30.4
*fibers cerammed				
IOX				
Max CT (Mpa)	66.7	70.1	66.7	70.1
K % for IOX	80	80	80	80
DOL (um)	8.5	11.9	8.5	11.9
CS (Mpa)	601	580	601	580

Table 1 - Continued

Sample	21	22	23	24
SiO <sub>2</sub>	63.50	63.56	65.31	64.75
Al <sub>2</sub> O <sub>3</sub>	15.12	15.03	15.36	15.34
Li <sub>2</sub> O	6.69	6.46	7.14	7.19
Na <sub>2</sub> O	5.63	6.22	8.07	8.09
K <sub>2</sub> O				
MgO	0.79	0.59	0.23	0.23
ZnO	0.23	0.46		
CaO	1.22	0.93	0.36	0.36
SrO	0.81	0.60	0.21	0.21
B <sub>2</sub> O <sub>3</sub>	5.40	5.05	1.20	1.20
P <sub>2</sub> O <sub>5</sub>	0.51	0.99	1.99	2.48
SnO <sub>2</sub>	0.03	0.04	0.04	0.04
Sum	100	100	100	100
Al <sub>2</sub> O <sub>3</sub> / (R <sub>2</sub> O + RO)	0.98	0.99	0.96	0.95
Al <sub>2</sub> O <sub>3</sub> + Li <sub>2</sub> O	21.81	21.48	22.50	22.53
Na <sub>2</sub> O +Li <sub>2</sub> O+Al <sub>2</sub> O <sub>3</sub> +RO	30.48	30.28	31.36	31.42
Al <sub>2</sub> O <sub>3</sub> +MgO+ZnO	16.13	16.07	15.59	15.57
Al <sub>2</sub> O <sub>3</sub> +B <sub>2</sub> O <sub>3</sub>	20.52	20.07	16.56	16.54
(Al <sub>2</sub> O <sub>3</sub> +B <sub>2</sub> O <sub>3</sub> +P <sub>2</sub> O <sub>5</sub> )/(R <sub>2</sub> O+RO)	1.37	1.38	1.16	1.18

Table 1 – Continued

Sample	21	22	23	24
<b>VFT Viscosity Coefficients</b>				
A	-3.27	-3.08	-3.43	-3.65
B	8264.6	7920.8	9196.3	9772.5
To	76.4	100.2	53.5	11.1
<b>Temps at Fixed Viscosities (P)</b>				
200	1560	1573	1658	1654
35000	1134	1140	1207	1204
200000	1041	1046	1107	1103
10 <sup>11</sup> Poise Temperature (°C)				
Density (g/cm <sup>3</sup> )	2.407	2.402	2.400	2.398
CTE (*10 <sup>-7</sup> (1/°C))	60.2	61.1	70.8	71.3
Fiber Elongation Strain Point (°C)	550	549	575	575
Fiber Elongation Annealing Point (°C)	599	598	629	628
Fiber Elongation Softening Point (°C)	840.0	844.6	895.6	893.5
Beam Bending Viscosity Strain Point (°C)				
Beam Bending Viscosity Annealing Point (°C)				
Beam Bending Viscosity Softening Point (°C)				
Liquidus Temperature (°C) - Internal	1055	1045	1085	1080
Liquidus - Primary Phase	Spodumene	Spodumene	Spodumene	Spodumene
Liquidus Viscosity (kP) - Internal	150	203	307	313
Measured Zircon Breakdown Temperature (°C)				
Stress Optical Coefficient (nm/mm/MPa)	3.177	3.199	3.054	3.063
Refractive Index	1.5101	1.5080	1.5040	1.5036
Poissons Ratio	0.218	0.221	0.210	0.210
E (Young's Modulus, GPa)	75.9	75.5	76.4	76.0
G (Shear Modulus, GPa)	31.1	30.9	31.6	31.4
*fibers cerammed				
IOX				
Max CT (Mpa)			75.8	71.4
K % for IOX			80	80
DOL (um)			14.3	15
CS (Mpa)			641	625

Table 1 – Continued

Sample	25	26	27	28
SiO <sub>2</sub>	64.27	65.34	64.78	64.33
Al <sub>2</sub> O <sub>3</sub>	15.35	15.37	15.35	15.35
Li <sub>2</sub> O	7.16	7.12	7.18	7.14
Na <sub>2</sub> O	8.13	7.68	7.72	7.74
K <sub>2</sub> O				
MgO	0.23	0.24	0.23	0.23
ZnO				
CaO	0.36	0.36	0.36	0.36
SrO	0.21	0.21	0.21	0.21
B <sub>2</sub> O <sub>3</sub>	1.19	1.20	1.20	1.18
P <sub>2</sub> O <sub>5</sub>	2.97	1.99	2.48	2.97
SnO <sub>2</sub>	0.04	0.04	0.04	0.04
Sum	100	100	100	100
Al <sub>2</sub> O <sub>3</sub> / (R <sub>2</sub> O + RO)	0.95	0.98	0.98	0.98
Al <sub>2</sub> O <sub>3</sub> + Li <sub>2</sub> O	22.51	22.49	22.53	22.49
Na <sub>2</sub> O +Li <sub>2</sub> O+Al <sub>2</sub> O <sub>3</sub> +RO	31.44	30.98	31.05	31.03
Al <sub>2</sub> O <sub>3</sub> +MgO+ZnO	15.58	15.61	15.58	15.58
Al <sub>2</sub> O <sub>3</sub> +B <sub>2</sub> O <sub>3</sub>	16.53	16.57	16.55	16.53
(Al <sub>2</sub> O <sub>3</sub> +B <sub>2</sub> O <sub>3</sub> +P <sub>2</sub> O <sub>5</sub> )/(R <sub>2</sub> O+RO)	1.21	1.19	1.21	1.24

Table 1 – Continued

Sample	25	26	27	28
<b>VFT Viscosity Coefficients</b>				
A	-3.55	-3.39	-3.92	-3.60
B	9513.8	9158.6	10489.9	9622.5
To	22.0	55.1	-33.9	19.7
<b>Temps at Fixed Viscosities (P)</b>				
200	1647	1664	1652	1651
35000	1197	1209	1205	1202
200000	1097	1109	1104	1101
10 <sup>11</sup> Poise Temperature (°C)				
Density (g/cm <sup>3</sup> )	2.397	2.399	2.396	2.395
CTE (*10 <sup>-7</sup> (1/°C))	70.4	71.1	71.5	71.5
Fiber Elongation Strain Point (°C)	566	578	569	563
Fiber Elongation Annealing Point (°C)	618	631	621	616
Fiber Elongation Softening Point (°C)	883.9	897.6	890.2	883.0
Beam Bending Viscosity Strain Point (°C)				
Beam Bending Viscosity Annealing Point (°C)				
Beam Bending Viscosity Softening Point (°C)				
Liquidus Temperature (°C) - Internal	1060	1080	1080	1070
Liquidus - Primary Phase	Spodumene	Spodumene	Spodumene	Spodumene
Liquidus Viscosity (kP) - Internal	411	349	314	367
Measured Zircon Breakdown Temperature (°C)				
Stress Optical Coefficient (nm/mm/MPa)	3.066	3.053	3.045	3.056
Refractive Index	1.5028	1.5039	1.5032	1.5023
Poissons Ratio	0.213	0.208	0.208	0.211
E (Young's Modulus, GPa)	75.7	76.3	75.7	75.4
G (Shear Modulus, GPa)	31.2	31.6	31.3	31.1
*fibers cerammed				
IOX				
Max CT (Mpa)	71.5	77.7	72.4	68.7
K % for IOX	80	80	80	80
DOL (um)	10.8	15.1	15.8	17.2
CS (Mpa)	631	634	625	610



Table 1 – Continued

Sample	29	30	31	32
SiO <sub>2</sub>	65.67	65.72	61.76	61.88
Al <sub>2</sub> O <sub>3</sub>	14.96	14.98	16.76	16.46
Li <sub>2</sub> O	8.44	8.09	7.20	6.67
Na <sub>2</sub> O	7.10	7.41	9.79	9.92
K <sub>2</sub> O				
MgO			1.93	1.42
ZnO				
CaO				
SrO				
B <sub>2</sub> O <sub>3</sub>	1.22	1.20	0.50	3.54
P <sub>2</sub> O <sub>5</sub>	2.47	2.47	1.94	0.00
SnO <sub>2</sub>	0.03	0.03	0.03	0.03
Sum	100	100	100	100
Al <sub>2</sub> O <sub>3</sub> / (R <sub>2</sub> O + RO)	0.96	0.97	0.89	0.91
Al <sub>2</sub> O <sub>3</sub> + Li <sub>2</sub> O	23.41	23.07	23.96	23.13
Na <sub>2</sub> O +Li <sub>2</sub> O+Al <sub>2</sub> O <sub>3</sub> +RO	30.51	30.48	35.68	34.47
Al <sub>2</sub> O <sub>3</sub> +MgO+ZnO	14.96	14.98	18.69	17.88
Al <sub>2</sub> O <sub>3</sub> +B <sub>2</sub> O <sub>3</sub>	16.18	16.18	17.26	20.00
(Al <sub>2</sub> O <sub>3</sub> +B <sub>2</sub> O <sub>3</sub> +P <sub>2</sub> O <sub>5</sub> )/(R <sub>2</sub> O+RO)	1.20	1.20	1.01	1.11

Table 1 – Continued

Sample	29	30	31	32
<b>VFT Viscosity Coefficients</b>				
A	-3.11	-3.62	-3.44	-3.83
B	8482.5	9733.5	8733.9	9765
To	93.8	10.5	78	-29.5
<b>Temps at Fixed Viscosities (P)</b>				
200	1661	1656	1600	1564
35000	1202	1203	1172	1137
200000	1102	1102	1078	1040
10 <sup>11</sup> Poise Temperature (°C)				
Density (g/cm <sup>3</sup> )				
CTE (*10 <sup>-7</sup> (1/°C))				
Fiber Elongation Strain Point (°C)			586	541
Fiber Elongation Annealing Point (°C)			636	590
Fiber Elongation Softening Point (°C)			880.5	834.5
Beam Bending Viscosity Strain Point (°C)				
Beam Bending Viscosity Annealing Point (°C)				
Beam Bending Viscosity Softening Point (°C)				
Liquidus Temperature (°C) - Internal	1120	1110	1050	1025
Liquidus - Primary Phase	Spodumene	Spodumene	Spodumene	Spodumene
Liquidus Viscosity (kP) - Internal	143	173	354	271
Measured Zircon Breakdown Temperature (°C)				
Stress Optical Coefficient (nm/mm/MPa)				
Refractive Index				
Poissons Ratio				
E (Young's Modulus, GPa)				
G (Shear Modulus, GPa)				
*fibers cerammed				
IOX				
Max CT (Mpa)			85	80
K % for IOX			80	80
DOL (um)			14.24	10.72
CS (Mpa)			680	720

Table 1 – Continued

Sample	33	34	35	36
SiO <sub>2</sub>	67.79	66.81	66.25	65.77
Al <sub>2</sub> O <sub>3</sub>	14.75	14.40	14.77	15.18
Li <sub>2</sub> O	6.25	7.79	7.83	7.82
Na <sub>2</sub> O	8.80	3.06	4.25	5.41
K <sub>2</sub> O				
MgO	2.29			
ZnO				
CaO				
SrO				
B <sub>2</sub> O <sub>3</sub>	0.00	4.11	3.37	2.57
P <sub>2</sub> O <sub>5</sub>	0.00	3.64	3.34	3.05
SnO <sub>2</sub>	0.03	0.05	0.04	0.04
Sum	100	100	100	100
Al <sub>2</sub> O <sub>3</sub> / (R <sub>2</sub> O + RO)	0.85	1.33	1.22	1.15
Al <sub>2</sub> O <sub>3</sub> + Li <sub>2</sub> O	21.00	22.19	22.60	22.99
Na <sub>2</sub> O +Li <sub>2</sub> O+Al <sub>2</sub> O <sub>3</sub> +RO	32.09	25.25	26.85	28.41
Al <sub>2</sub> O <sub>3</sub> +MgO+ZnO	17.04	14.40	14.77	15.18
Al <sub>2</sub> O <sub>3</sub> +B <sub>2</sub> O <sub>3</sub>	14.75	18.51	18.14	17.75
(Al <sub>2</sub> O <sub>3</sub> +B <sub>2</sub> O <sub>3</sub> +P <sub>2</sub> O <sub>5</sub> )/(R <sub>2</sub> O+RO)	0.85	2.04	1.78	1.57

Table 1 – Continued

Sample	33	34	35	36
<b>VFT Viscosity Coefficients</b>				
A	-3.59	-3.52	-3.29	-3.46
B	9618	9361.4	8722.1	9190.6
To	38.1	64.6	110.1	67.8
<b>Temps at Fixed Viscosities (P)</b>				
200	1672	1673	1671	1662
35000	1221	1226	1224	1215
200000	1120	1126	1126	1116
10 <sup>11</sup> Poise Temperature (°C)				
Density (g/cm <sup>3</sup> )				
CTE (*10 <sup>-7</sup> (1/°C))				
Fiber Elongation Strain Point (°C)	598			
Fiber Elongation Annealing Point (°C)	650			
Fiber Elongation Softening Point (°C)				
Beam Bending Viscosity Strain Point (°C)				
Beam Bending Viscosity Annealing Point (°C)				
Beam Bending Viscosity Softening Point (°C)				
Liquidus Temperature (°C) - Internal	1075	1135	1130	1125
Liquidus - Primary Phase	Spodumene	Spodumene	Spodumene	Spodumene
Liquidus Viscosity (kP) - Internal	489	169	184	170
Measured Zircon Breakdown Temperature (°C)				
Stress Optical Coefficient (nm/mm/MPa)				
Refractive Index				
Poissons Ratio				
E (Young's Modulus, GPa)				
G (Shear Modulus, GPa)				
*fibers cerammed				
IOX				
Max CT (Mpa)	80			
K % for IOX	80			
DOL (um)	9.76			
CS (Mpa)	662			

Table 1 – Continued

Sample	37	38	39	40
SiO <sub>2</sub>	65.27	64.62	64.28	62.46
Al <sub>2</sub> O <sub>3</sub>	15.58	15.94	14.98	15.98
Li <sub>2</sub> O	7.85	7.85	7.86	7.85
Na <sub>2</sub> O	6.58	7.92	4.82	4.82
K <sub>2</sub> O				
MgO				
ZnO				
CaO				
SrO				
B <sub>2</sub> O <sub>3</sub>	1.77	0.99	4.90	4.78
P <sub>2</sub> O <sub>5</sub>	2.75	2.47	2.96	3.93
SnO <sub>2</sub>	0.04	0.04	0.05	0.04
Sum	100	100	100	100
Al <sub>2</sub> O <sub>3</sub> / (R <sub>2</sub> O + RO)	1.08	1.01	1.18	1.26
Al <sub>2</sub> O <sub>3</sub> + Li <sub>2</sub> O	23.43	23.79	22.84	23.82
Na <sub>2</sub> O + Li <sub>2</sub> O + Al <sub>2</sub> O <sub>3</sub> + RO	30.01	31.71	27.66	28.64
Al <sub>2</sub> O <sub>3</sub> + MgO + ZnO	15.58	15.94	14.98	15.98
Al <sub>2</sub> O <sub>3</sub> + B <sub>2</sub> O <sub>3</sub>	17.35	16.93	19.88	20.76
(Al <sub>2</sub> O <sub>3</sub> + B <sub>2</sub> O <sub>3</sub> + P <sub>2</sub> O <sub>5</sub> ) / (R <sub>2</sub> O + RO)	1.39	1.23	1.80	1.95

Table 1 – Continued

Sample	37	38	39	40
<b>VFT Viscosity Coefficients</b>				
A	-3.20	-3.27	-3.73	-3.42
B	8563.4	8725.8	9716.3	8763.3
To	112.5	97	4.2	67.3
<b>Temps at Fixed Viscosities (P)</b>				
200	1669	1664	1616	1600
35000	1218	1214	1179	1168
200000	1120	1115	1080	1073
10 <sup>11</sup> Poise Temperature (°C)				
Density (g/cm <sup>3</sup> )				
CTE (*10 <sup>-7</sup> (1/°C))				
Fiber Elongation Strain Point (°C)				
Fiber Elongation Annealing Point (°C)				
Fiber Elongation Softening Point (°C)				
Beam Bending Viscosity Strain Point (°C)				
Beam Bending Viscosity Annealing Point (°C)				
Beam Bending Viscosity Softening Point (°C)				
Liquidus Temperature (°C) - Internal	1125	1105	1080	1110
Liquidus - Primary Phase	Spodumene	Spodumene	Spodumene	Spodumene
Liquidus Viscosity (kP) - Internal	181	245	202	98
Measured Zircon Breakdown Temperature (°C)				
Stress Optical Coefficient (nm/mm/MPa)				
Refractive Index				
Poissons Ratio				
E (Young's Modulus, GPa)				
G (Shear Modulus, GPa)				
*fibers cerammed				
IOX				
Max CT (Mpa)				
K % for IOX				
DOL (um)				
CS (Mpa)				

Table 1 - Continued

Sample	41	42	43	44
SiO <sub>2</sub>	60.47	63.41	64.52	63.18
Al <sub>2</sub> O <sub>3</sub>	16.92	14.97	15.22	15.65
Li <sub>2</sub> O	7.86	7.85	8.46	7.61
Na <sub>2</sub> O	4.81	4.78	3.65	4.75
K <sub>2</sub> O				
MgO				
ZnO				
CaO				
SrO				
B <sub>2</sub> O <sub>3</sub>	4.87	4.91	3.45	3.32
P <sub>2</sub> O <sub>5</sub>	4.88	3.89	4.51	5.30
SnO <sub>2</sub>	0.04	0.04	0.04	0.04
Sum	100	100	100	100
Al <sub>2</sub> O <sub>3</sub> / (R <sub>2</sub> O + RO)	1.34	1.19	1.26	1.27
Al <sub>2</sub> O <sub>3</sub> + Li <sub>2</sub> O	24.78	22.81	23.68	23.26
Na <sub>2</sub> O +Li <sub>2</sub> O+Al <sub>2</sub> O <sub>3</sub> +RO	29.59	27.59	27.33	28.01
Al <sub>2</sub> O <sub>3</sub> +MgO+ZnO	16.92	14.97	15.22	15.65
Al <sub>2</sub> O <sub>3</sub> +B <sub>2</sub> O <sub>3</sub>	21.79	19.88	18.67	18.96
(Al <sub>2</sub> O <sub>3</sub> +B <sub>2</sub> O <sub>3</sub> +P <sub>2</sub> O <sub>5</sub> )/(R <sub>2</sub> O+RO)	2.11	1.88	1.91	1.96

Table 1 – Continued

Sample	41	42	43	44
<b>VFT Viscosity Coefficients</b>				
A	-3.20	-3.68	-3.29	-3.31
B	8138.4	9752.6	8715.6	8803.5
To	112.6	-5.6	93.8	83
<b>Temps at Fixed Viscosities (P)</b>				
200	1591	1624	1652	1651
35000	1163	1180	1206	1203
200000	1070	1080	1108	1105
10 <sup>11</sup> Poise Temperature (°C)				
Density (g/cm <sup>3</sup> )				
CTE (*10 <sup>-7</sup> (1/°C))				
Fiber Elongation Strain Point (°C)				
Fiber Elongation Annealing Point (°C)				
Fiber Elongation Softening Point (°C)				
Beam Bending Viscosity Strain Point (°C)				
Beam Bending Viscosity Annealing Point (°C)				
Beam Bending Viscosity Softening Point (°C)				
Liquidus Temperature (°C) - Internal	1065	1065	1120	1070
Liquidus - Primary Phase	Spodumene	Spodumene	Spodumene	Spodumene
Liquidus Viscosity (kP) - Internal	220	266	159	404
Measured Zircon Breakdown Temperature (°C)				
Stress Optical Coefficient (nm/mm/MPa)				
Refractive Index				
Poissons Ratio				
E (Young's Modulus, GPa)				
G (Shear Modulus, GPa)				
*fibers cerammed				
IOX				
Max CT (Mpa)				
K % for IOX				
DOL (um)				
CS (Mpa)				



Table 1 – Continued

Sample	45	46	47
SiO <sub>2</sub>	63.64	63.66	63.61
Al <sub>2</sub> O <sub>3</sub>	15.39	16.19	16.22
Li <sub>2</sub> O	8.10	8.07	7.99
Na <sub>2</sub> O	7.30	8.11	8.20
K <sub>2</sub> O		0.52	0.52
MgO		0.33	0.32
ZnO			
CaO			
SrO			
B <sub>2</sub> O <sub>3</sub>	1.95	0.38	0.39
P <sub>2</sub> O <sub>5</sub>	3.58	2.67	2.67
SnO <sub>2</sub>	0.05	0.05	0.05
Sum	100	100	100
Al <sub>2</sub> O <sub>3</sub> / (R <sub>2</sub> O + RO)	1.00	0.95	0.95
Al <sub>2</sub> O <sub>3</sub> + Li <sub>2</sub> O	23.49	24.26	24.21
Na <sub>2</sub> O + Li <sub>2</sub> O + Al <sub>2</sub> O <sub>3</sub> + RO	30.79	32.70	32.73
Al <sub>2</sub> O <sub>3</sub> + MgO + ZnO	15.39	16.53	16.55
Al <sub>2</sub> O <sub>3</sub> + B <sub>2</sub> O <sub>3</sub>	17.34	16.58	16.62
(Al <sub>2</sub> O <sub>3</sub> + B <sub>2</sub> O <sub>3</sub> + P <sub>2</sub> O <sub>5</sub> ) / (R <sub>2</sub> O + RO)	1.36	1.13	1.13

Table 1 – Continued

Sample	45	46	47
<b>VFT Viscosity Coefficients</b>			
A	-3.74	-2.91	-3.53
B	10098.8	7803.3	9361
To	-29.6	146.2	28.1
<b>Temps at Fixed Viscosities (P)</b>			
200	1642.37	1643.95	1634.58
35000	1189.61	1193.19	1188.07
200000	1087.52	1096.66	1088.59
10 <sup>11</sup> Poise Temperature (°C)			
Density (g/cm <sup>3</sup> )	2.370		
CTE (*10 <sup>-7</sup> (1/°C))	70.7		
Fiber Elongation Strain Point (°C)	543		
Fiber Elongation Annealing Point (°C)	597		
Fiber Elongation Softening Point (°C)	867.9		
Beam Bending Viscosity Strain Point (°C)			
Beam Bending Viscosity Annealing Point (°C)			
Beam Bending Viscosity Softening Point (°C)			
Liquidus Temperature (°C) - Internal	1070	1100	1115
Liquidus - Primary Phase			
Liquidus Viscosity (kP) - Internal	279	187	122
Measured Zircon Breakdown Temperature (°C)			
Stress Optical Coefficient (nm/mm/MPa)			
Refractive Index			
Poissons Ratio			
E (Young's Modulus, GPa)			
G (Shear Modulus, GPa)			
*fibers cerammed			
IOX			
Max CT (Mpa)	72		
K % for IOX	70		
DOL (um)	10		
CS (Mpa)	570		

[0099] All compositional components, relationships, and ratios described in this specification are provided in mol% unless otherwise stated. All ranges disclosed in this specification include any and all ranges and subranges encompassed by the broadly disclosed ranges whether or not explicitly stated before or after a range is disclosed.

**[00100]** It will be apparent to those skilled in the art that various modifications and variations can be made to the embodiments described herein without departing from the spirit and scope of the claimed subject matter. Thus it is intended that the specification cover the modifications and variations of the various embodiments described herein provided such modification and variations come within the scope of the appended claims and their equivalents.

**[00101]** As used herein, a trailing 0 in a number is intended to represent a significant digit for that number. For example, the number “1.0” includes two significant digits, and the number “1.00” includes three significant digits.

What is claimed is:

1. A glass composition comprising:  
 from greater than or equal to 55.0 mol% to less than or equal to 70.0 mol%  
 SiO<sub>2</sub>;  
 from greater than or equal to 12.0 mol% to less than or equal to 20.0 mol%  
 Al<sub>2</sub>O<sub>3</sub>;  
 from greater than or equal to 5.0 mol% to less than or equal to 15.0 mol%  
 Li<sub>2</sub>O; and  
 from greater than or equal to 4.0 mol% to less than or equal to 15.0 mol%  
 Na<sub>2</sub>O,  
 wherein:  

$$-8.00 \text{ mol\%} \leq \text{R}_2\text{O} + \text{RO} - \text{Al}_2\text{O}_3 - \text{B}_2\text{O}_3 - \text{P}_2\text{O}_5 \leq -1.75 \text{ mol\%},$$

$$9.10 \leq (\text{SiO}_2 + \text{Al}_2\text{O}_3 + \text{Li}_2\text{O})/\text{Na}_2\text{O}, \text{ and}$$

$$(\text{Li}_2\text{O} + \text{Al}_2\text{O}_3 + \text{P}_2\text{O}_5)/(\text{Na}_2\text{O} + \text{B}_2\text{O}_3) \leq 3.50.$$
2. The glass composition of claim 1, wherein  $-7.50 \text{ mol\%} \leq \text{R}_2\text{O} + \text{RO} - \text{Al}_2\text{O}_3 - \text{B}_2\text{O}_3 - \text{P}_2\text{O}_5 \leq -2.50 \text{ mol\%}$ .
3. The glass composition of claim 1 or 2, wherein  $9.10 \leq (\text{SiO}_2 + \text{Al}_2\text{O}_3 + \text{Li}_2\text{O})/\text{Na}_2\text{O} \leq 16.00$ .
4. The glass composition of any of claims 1 to 3, wherein  $9.20 \leq (\text{SiO}_2 + \text{Al}_2\text{O}_3 + \text{Li}_2\text{O})/\text{Na}_2\text{O} \leq 15.50$ .
5. The glass composition of any of claims 1 to 4, wherein  $1.50 \leq (\text{Li}_2\text{O} + \text{Al}_2\text{O}_3 + \text{P}_2\text{O}_5)/(\text{Na}_2\text{O} + \text{B}_2\text{O}_3) \leq 3.50$ .
6. The glass composition of any of claims 1 to 5, wherein  $1.80 \leq (\text{Li}_2\text{O} + \text{Al}_2\text{O}_3 + \text{P}_2\text{O}_5)/(\text{Na}_2\text{O} + \text{B}_2\text{O}_3) \leq 3.35$ .
7. The glass composition of any of claims 1 to 6, wherein B<sub>2</sub>O<sub>3</sub> + P<sub>2</sub>O<sub>5</sub> is greater than 0.0 mol%.
8. The glass composition of any of claims 1 to 7, wherein  $1.00 \leq (\text{Li}_2\text{O} + \text{Al}_2\text{O}_3)/(\text{Na}_2\text{O} + \text{B}_2\text{O}_3 + \text{P}_2\text{O}_5) \leq 2.75$ .

9. The glass composition of any of claims 1 to 8, wherein  $\text{Al}_2\text{O}_3 + \text{Li}_2\text{O}$  is greater than 21.4 mol%.

10. The glass composition of any of claims 1 to 9, wherein  $\text{Al}_2\text{O}_3 + \text{Li}_2\text{O} + \text{Na}_2\text{O}$  is greater than 25.0 mol%.

11. The glass composition of any of claims 1 to 10, wherein  $0.90 < \text{Al}_2\text{O}_3/(\text{R}_2\text{O} + \text{RO}) < 1.20$ .

12. The glass composition of any of claims 1 to 11, wherein  $1.0 < (\text{Al}_2\text{O}_3 + \text{B}_2\text{O}_3 + \text{P}_2\text{O}_5)/(\text{R}_2\text{O} + \text{RO})$ .

13. The glass composition of any of claims 1 to 12, wherein  $6.96\text{Al}_2\text{O}_3 - 1.90\text{B}_2\text{O}_3 + 2.16\text{CaO} + 3.30\text{MgO} - 1.50\text{Na}_2\text{O} + 12.74\text{Li}_2\text{O} - 1.10\text{SrO} - 14.50\text{K}_2\text{O} - 1.87\text{La}_2\text{O}_3 + 6.13\text{ZrO}_2 - 76.40 \text{ mol\%} > 50.00 \text{ mol\%}$ .

14. A glass article comprising:  
 a first surface;  
 a second surface opposite the first surface, wherein a thickness (t) of the glass article is measured as a distance between the first surface and the second surface; and  
 a compressive stress layer extending from at least one of the first surface and the second surface into the thickness (t) of the glass article, wherein  
 a central tension of the glass article is greater than or equal to 60 MPa,  
 the compressive stress layer has a depth of compression that is from greater than or equal to 0.15t to less than or equal to 0.25t, and  
 the glass article is formed from a glass comprising:  
 from greater than or equal to 55.0 mol% to less than or equal to 70.0 mol%  $\text{SiO}_2$ ;  
 from greater than or equal to 12.0 mol% to less than or equal to 20.0 mol%  $\text{Al}_2\text{O}_3$ ;  
 from greater than or equal to 5.0 mol% to less than or equal to 15.0 mol%  $\text{Li}_2\text{O}$ ; and  
 from greater than or equal to 4.0 mol% to less than or equal to 15.0 mol%  $\text{Na}_2\text{O}$ ,  
 wherein:  
 $-8.00 \text{ mol\%} \leq \text{R}_2\text{O} + \text{RO} - \text{Al}_2\text{O}_3 - \text{B}_2\text{O}_3 - \text{P}_2\text{O}_5 \leq -1.75 \text{ mol\%}$ ,

$$9.00 \leq (\text{SiO}_2 + \text{Al}_2\text{O}_3 + \text{Li}_2\text{O})/\text{Na}_2\text{O}, \text{ and}$$

$$(\text{Li}_2\text{O} + \text{Al}_2\text{O}_3 + \text{P}_2\text{O}_5)/(\text{Na}_2\text{O} + \text{B}_2\text{O}_3) \leq 3.50.$$

15. The glass article of claim 14, wherein the central tension of the glass article is greater than or equal to 80 MPa.

16. The glass article of claim 14 or 15, wherein the central tension of the glass article is greater than or equal to 90 MPa.

17. The glass article of any one of claims 14 to 16, wherein the compressive stress layer has a depth of compression that is from greater than or equal to 0.18t to less than or equal to 0.22t.

18. The glass article of any one of claims 14 to 17, wherein the glass article has a liquidus viscosity from greater than or equal to 20 kP to less than 1000 kP.

19. A consumer electronic product, comprising:  
 a housing comprising a front surface, a back surface and side surfaces;  
 electrical components at least partially within the housing, the electrical components comprising at least a controller, a memory, and a display, the display at or adjacent the front surface of the housing; and  
 a cover substrate disposed over the display,  
 wherein at least a portion of at least one of the housing and the cover substrate comprises the glass article of any one of claims 14 to 18.

20. A glass article comprising:  
 a first surface;  
 a second surface opposite the first surface, wherein a thickness (t) of the glass article is measured as a distance between the first surface and the second surface; and  
 a compressive stress layer extending from at least one of the first surface and the second surface into the thickness (t) of the glass article, wherein  
 a central tension of the glass article is greater than or equal to 60 MPa,  
 the compressive stress layer has a depth of compression that is from greater than or equal to 0.15t to less than or equal to 0.25t, and  
 the glass article has a composition at a center depth of the glass article comprising:

from greater than or equal to 55.0 mol% to less than or equal to 70.0 mol% SiO<sub>2</sub>;

from greater than or equal to 12.0 mol% to less than or equal to 20.0 mol% Al<sub>2</sub>O<sub>3</sub>;

from greater than or equal to 5.0 mol% to less than or equal to 15.0 mol% Li<sub>2</sub>O; and

from greater than or equal to 4.0 mol% to less than or equal to 15.0 mol% Na<sub>2</sub>O,

wherein:

$$-8.00 \text{ mol\%} \leq \text{R}_2\text{O} + \text{RO} - \text{Al}_2\text{O}_3 - \text{B}_2\text{O}_3 - \text{P}_2\text{O}_5 \leq -1.75 \text{ mol\%},$$

$$9.00 \leq (\text{SiO}_2 + \text{Al}_2\text{O}_3 + \text{Li}_2\text{O})/\text{Na}_2\text{O}, \text{ and}$$

$$(\text{Li}_2\text{O} + \text{Al}_2\text{O}_3 + \text{P}_2\text{O}_5)/(\text{Na}_2\text{O} + \text{B}_2\text{O}_3) \leq 3.50.$$

21. A glass composition comprising:

from greater than or equal to 60.0 mol% to less than or equal to 70.0 mol% SiO<sub>2</sub>;

from greater than or equal to 12.0 mol% to less than or equal to 18.0 mol% Al<sub>2</sub>O<sub>3</sub>;

from greater than or equal to 5.0 mol% to less than or equal to 10.0 mol% Li<sub>2</sub>O;

from greater than or equal to 4.0 mol% to less than or equal to 10.0 mol% Na<sub>2</sub>O; and

greater than or equal to 0.75 mol% P<sub>2</sub>O<sub>5</sub>,

wherein:

Li<sub>2</sub>O/Na<sub>2</sub>O greater than or equal to 1.00, and

Al<sub>2</sub>O<sub>3</sub> + Li<sub>2</sub>O less than or equal to 25.25 mol%.

22. A glass article comprising:

a first surface;

a second surface opposite the first surface, wherein a thickness (t) of the glass article is measured as a distance between the first surface and the second surface; and

a compressive stress layer extending from at least one of the first surface and the second surface into the thickness (t) of the glass article, wherein

a central tension of the glass article is greater than or equal to 60 MPa,

the compressive stress layer has a depth of compression that is from greater than or equal to 0.15t to less than or equal to 0.25t, and

the glass article is formed from a glass according to claim 21.

23. The glass article of claim 22, wherein the central tension of the glass article is greater than or equal to 80 MPa.

24. The glass article of claim 22 or 23, wherein the central tension of the glass article is greater than or equal to 90 MPa.

25. The glass article of any one of claims 22 to 24, wherein the compressive stress layer has a depth of compression that is from greater than or equal to  $0.18t$  to less than or equal to  $0.22t$ .

26. The glass article of any one of claims 22 to 25, wherein the glass article has a liquidus viscosity from greater than or equal to 20 kP to less than 1000 kP.

27. A consumer electronic product, comprising:  
a housing comprising a front surface, a back surface and side surfaces;  
electrical components at least partially within the housing, the electrical components comprising at least a controller, a memory, and a display, the display at or adjacent the front surface of the housing; and  
a cover substrate disposed over the display,  
wherein at least a portion of at least one of the housing and the cover substrate comprises the glass article of any one of claims 22 to 26.



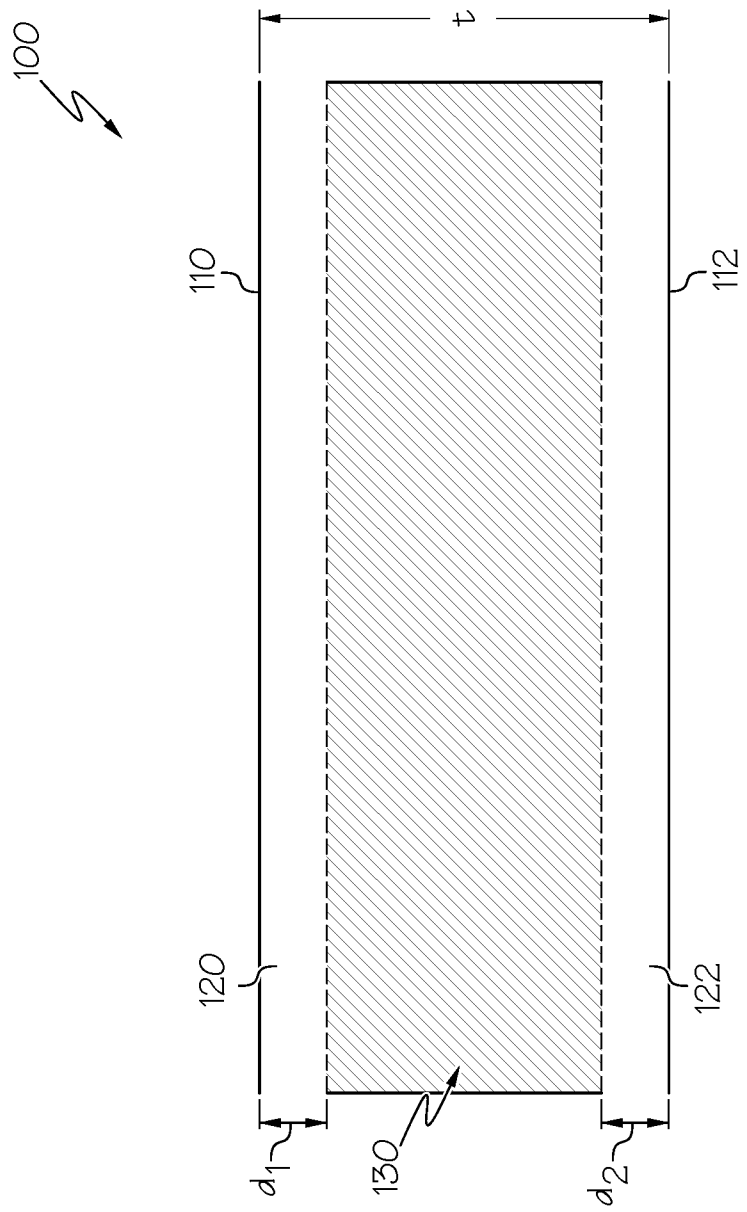


FIG. 1

2 / 2

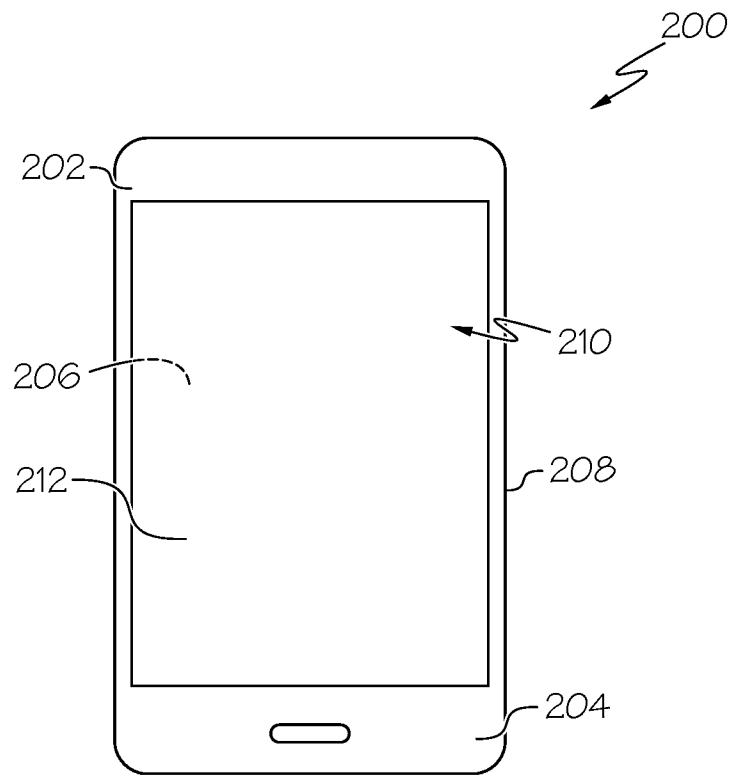


FIG. 2A

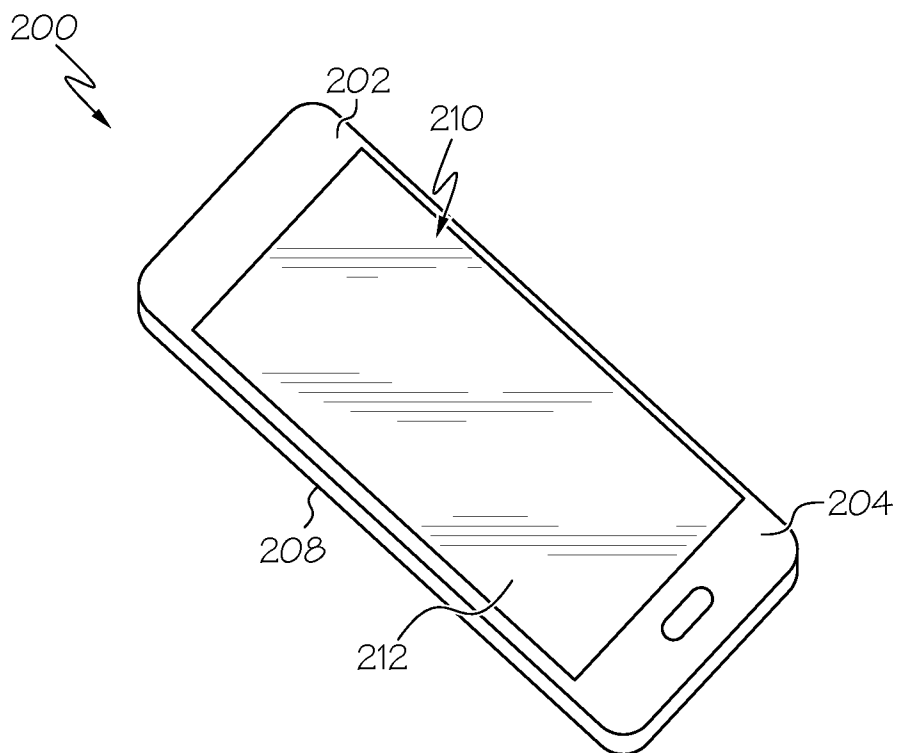


FIG. 2B

# INTERNATIONAL SEARCH REPORT

International application No  
PCT/US2018/062989

A. CLASSIFICATION OF SUBJECT MATTER  
INV. C03C3/085 C03C3/097 C03C21/00  
ADD.

According to International Patent Classification (IPC) or to both national classification and IPC

## B. FIELDS SEARCHED

Minimum documentation searched (classification system followed by classification symbols)  
C03C

Documentation searched other than minimum documentation to the extent that such documents are included in the fields searched

Electronic data base consulted during the international search (name of data base and, where practicable, search terms used)

EPO-Internal, BIOSIS, CHEM ABS Data, COMPENDEX, EMBASE, INSPEC, WPI Data

## C. DOCUMENTS CONSIDERED TO BE RELEVANT

Category*	Citation of document, with indication, where appropriate, of the relevant passages	Relevant to claim No.
X	US 2016/376186 A1 (GROSS TIMOTHY MICHAEL [US]) 29 December 2016 (2016-12-29) claim 33; tables 6,7,8 -----	1-20
X	US 2017/197869 A1 (BEALL GEORGE HALSEY [US] ET AL) 13 July 2017 (2017-07-13)  paragraph [0072]; claim 39; tables 2,3 -----	1-10, 12-14, 19,20
X	US 2014/308526 A1 (CHAPMAN CHRISTY LYNN [US] ET AL) 16 October 2014 (2014-10-16) paragraphs [0003], [0005], [0014], [0017], [0028]; claims 45,51; example 9 -----	21-27
X	JP 3 144830 B2 (HOYA CORP) 12 March 2001 (2001-03-12) the whole document -----	21



Further documents are listed in the continuation of Box C.



See patent family annex.

\* Special categories of cited documents :

"A" document defining the general state of the art which is not considered to be of particular relevance

"E" earlier application or patent but published on or after the international filing date

"L" document which may throw doubts on priority claim(s) or which is cited to establish the publication date of another citation or other special reason (as specified)

"O" document referring to an oral disclosure, use, exhibition or other means

"P" document published prior to the international filing date but later than the priority date claimed

"T" later document published after the international filing date or priority date and not in conflict with the application but cited to understand the principle or theory underlying the invention

"X" document of particular relevance; the claimed invention cannot be considered novel or cannot be considered to involve an inventive step when the document is taken alone

"Y" document of particular relevance; the claimed invention cannot be considered to involve an inventive step when the document is combined with one or more other such documents, such combination being obvious to a person skilled in the art

"&" document member of the same patent family

Date of the actual completion of the international search

11 April 2019

Date of mailing of the international search report

17/04/2019

Name and mailing address of the ISA/

European Patent Office, P.B. 5818 Patentlaan 2  
NL - 2280 HV Rijswijk  
Tel. (+31-70) 340-2040,  
Fax: (+31-70) 340-3016

Authorized officer

King, Ruth

# INTERNATIONAL SEARCH REPORT

International application No.  
PCT/US2018/062989

## Box No. II Observations where certain claims were found unsearchable (Continuation of item 2 of first sheet)

This international search report has not been established in respect of certain claims under Article 17(2)(a) for the following reasons:

1. ☐ Claims Nos.:  
because they relate to subject matter not required to be searched by this Authority, namely:
2. ☐ Claims Nos.:  
because they relate to parts of the international application that do not comply with the prescribed requirements to such an extent that no meaningful international search can be carried out, specifically:
3. ☐ Claims Nos.:  
because they are dependent claims and are not drafted in accordance with the second and third sentences of Rule 6.4(a).

## Box No. III Observations where unity of invention is lacking (Continuation of item 3 of first sheet)

This International Searching Authority found multiple inventions in this international application, as follows:

see additional sheet

1. ☒ As all required additional search fees were timely paid by the applicant, this international search report covers all searchable claims.
2. ☐ As all searchable claims could be searched without effort justifying an additional fees, this Authority did not invite payment of additional fees.
3. ☐ As only some of the required additional search fees were timely paid by the applicant, this international search report covers only those claims for which fees were paid, specifically claims Nos.:
4. ☐ No required additional search fees were timely paid by the applicant. Consequently, this international search report is restricted to the invention first mentioned in the claims; it is covered by claims Nos.:

### Remark on Protest

- ☐ The additional search fees were accompanied by the applicant's protest and, where applicable, the payment of a protest fee.
- ☐ The additional search fees were accompanied by the applicant's protest but the applicable protest fee was not paid within the time limit specified in the invitation.
- ☒ No protest accompanied the payment of additional search fees.

**FURTHER INFORMATION CONTINUED FROM PCT/ISA/ 210**

This International Searching Authority found multiple (groups of) inventions in this international application, as follows:

1. claims: 1-20

Glass composition as defined in claim 1, glass articles formed from a glass having the claimed composition, and consumer electronic product comprising said glass article.

---

2. claims: 21-27

Glass composition as defined in claim 21, a glass article formed from a glass having the claimed composition, and consumer electronic product comprising said glass article.

---

# INTERNATIONAL SEARCH REPORT

Information on patent family members

International application No

PCT/US2018/062989

Patent document cited in search report		Publication date		Patent family member(s)		Publication date
US 2016376186	A1	29-12-2016	CN	107810110 A		16-03-2018
			EP	3313795 A1		02-05-2018
			JP	2018520082 A		26-07-2018
			KR	20180022875 A		06-03-2018
			TW	201710204 A		16-03-2017
			US	2016376186 A1		29-12-2016
			WO	2016210244 A1		29-12-2016
-----						
US 2017197869	A1	13-07-2017	CN	108463439 A		28-08-2018
			EP	3400202 A1		14-11-2018
			KR	20180101429 A		12-09-2018
			TW	201736300 A		16-10-2017
			US	2017197869 A1		13-07-2017
			US	2019084870 A1		21-03-2019
			WO	2017120424 A1		13-07-2017
-----						
US 2014308526	A1	16-10-2014	NONE			
-----						
JP 3144830	B2	12-03-2001	JP	H059039 A		19-01-1993
			JP	3144830 B2		12-03-2001
-----						