C. W. SAALBURG.

CHANGING PICTURES.

APPLICATION FILED NOV. 28, 1917.

1,347,793.

Patented July 27, 1920.

Fig. 1.

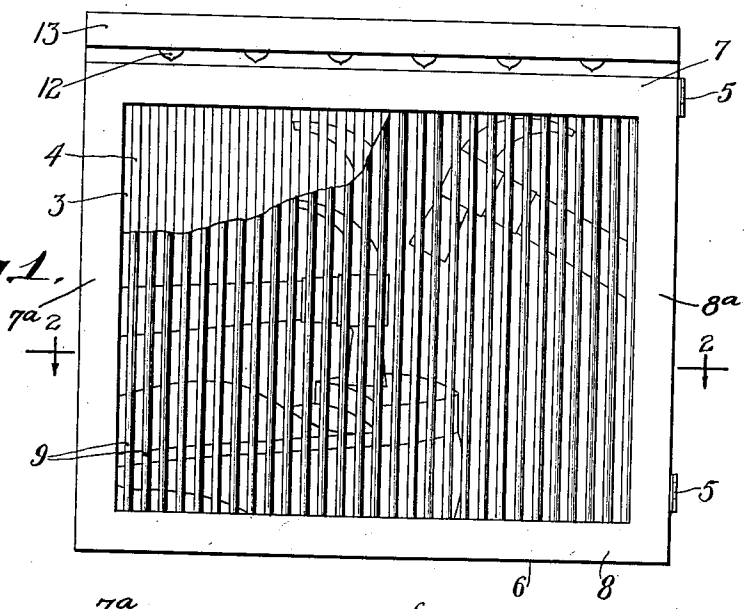

Fig. 2.

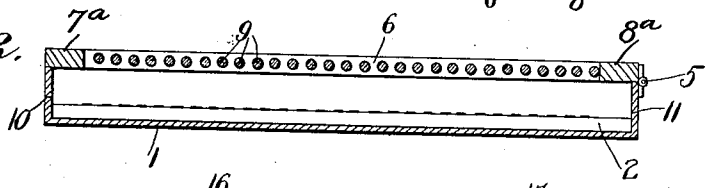

Fig. 3.

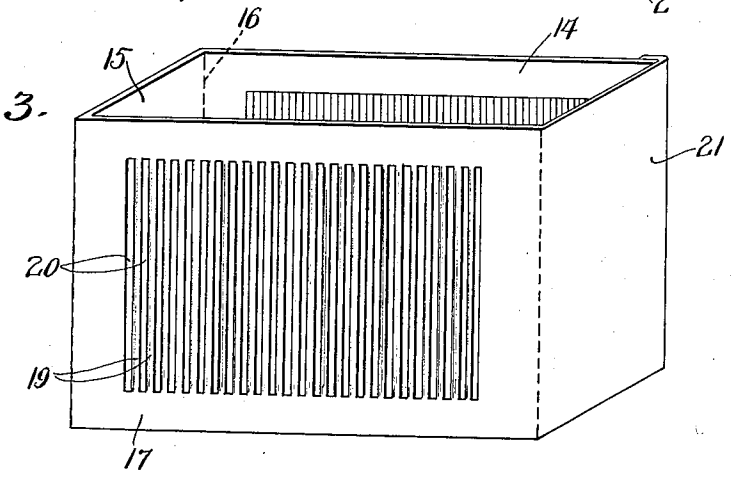

Fig. 4.



INVENTOR

Charles W. Saalburg.

BY

Brindle, Wright & Smale

ATTORNEYS

UNITED STATES PATENT OFFICE.

CHARLES W. SAALBURG, OF NEW YORK, N. Y.

CHANGING PICTURES.

1,347,793. Specification of Letters Patent. Patented July 27, 1920.

Application filed November 28, 1917. Serial No. 204,357.

To all whom it may concern:

Be it known that I, CHARLES W. SAALBURG, of New York, in the county of New York, and in the State of New York, have invented a certain new and useful Improvement in Changing Pictures, and do hereby declare that the following is a full, clear, and exact description thereof.

My invention relates particularly to pictures adapted to change, or if desired, give the effect of motion.

The object of my invention is to provide a picture so arranged that by movement of the observer in regard thereto a changing effect or an effect of motion is produced in the picture. A further object is to provide pictures of this character, which are so arranged that notwithstanding the change in the angle of the observer to the picture, the changing effect or effect of motion remains substantially the same. A further object is to provide screens for pictures to accomplish this purpose having bars that are round so as to have the same width notwithstanding the different angles of the observer thereto. Further objects of my invention will appear from the detailed description thereof contained hereinafter.

While my invention is capable of embodiment in many different forms, for the purpose of illustration I have shown only one form of my invention in the accompanying drawings, in which—

Figure 1 is a front elevation of a picture made in accordance with my invention;

Fig. 2 is a horizontal section of the same;

Fig. 3 is a perspective view showing a modified form of my invention; and

Fig. 4 is a plan view of another modified form of my invention.

In the drawings I have shown a supporting board or back 1, carrying a composite picture 2. The picture 2 is comprised of two sets of strips 3 and 4 representing respectively the portions of two different pictures. If the two different pictures are of entirely different subjects, a change from one picture to the other will be produced in the operation of the picture, and if they show two positions of a moving object, an effect of motion will be obtained. In front of the picture 2 and supported upon hinges 5 on the back 1 there is a screen 6 comprised of upper and lower horizontal panels 7, 8, vertical panels 7^a and 8^a and vertical screen bars 9. The screen bars 9 are round or semi-circular in cross-section so that they always retain the same size to the eye, notwithstanding the changing angle of the observer as he passes by the picture, or as the picture is moved past the observer. This gives a much more uniform effect than if the bars did not retain the same width in this way and the action is plainer to the eye. Furthermore, by constructing the bars 9 in this manner, they are free from any tendency to warp and the construction is strong as well as cheap to install. It will be noted that the screen bars 9 are spaced away from the front of the picture 2 so that by this means a changing effect will be obtainable. Furthermore, in order to position the picture 2 correctly upon the back 1, and in the rear of the bars 9, said picture may be located between two guides 10 and 11 at the two sides of the back 1. Any other suitable device may be provided instead, such as marks, etc., on the back 1, in order to position the picture with regard to the bars 9. In order to illuminate the picture 2, any desired lighting system may be used, but by way of example, I have shown a series of electric lights 12 located above and in front of the screen 6, having a reflector 13.

The picture 2 may be of any desired character, and may be, for example, taken photographically or produced by lithography. Furthermore, the pictures 2 may be made in any desired colors, and can be made on one sheet or in smaller squares as shown in Fig. 1.

Furthermore, if desired, the entire picture may be made out of paper or stiff card board as shown in Fig. 3, in which I have shown a picture 14 having a spacing member 15 separated therefrom by a scoring 16 and a screen member 17 separated therefrom by a scoring having embossed hollow semicircular bars 19 separated by openings 20 and on the end thereof a spacing member 21 separated from the screen member 17. As shown in Fig. 4, I may use instead of spacing members, a construction in which the apparatus is made out of paper or stiff card board in which there is a picture 21, located in curved position connected by a scored portion 22 to a screen 23 having bars 24 constructed in the same manner as the bars 19.

In the operation of my invention, one of the composite pictures 2 is inserted on the back 1 between the guides 10 and 11, so as to position the same, the screen 6 having first been moved out of the way upon the hinges 5. After the picture 2 has been attached in this manner, the screen 6 is swung over in front of the picture 2. When now the passerby views the picture 2 while he is passing, the picture will appear to change or give the effect of motion, according to the type of composite picture carried by the apparatus. In this way, if an effect of motion is desired, the picture will give very effectively and continuously the desired result. Furthermore, the same effect will be obtained if the picture is moved past the observer.

Similarly the modified form of my invention shown in Figs. 3 and 4 may be printed and stamped out of a sheet of material and then folded to space the screen member from the picture. These forms of my invention are especially advantageous for window display and may be made cheaply and expeditiously.

While I have described my invention above in detail, I wish it to be understood that many changes may be made therein without departing from the spirit of my invention.

I claim:

1. In combination, a composite picture made up of alternating sets of strips each showing an individual picture, and a screen in front of said composite picture having a plurality of spaced bars, the inner sides of said bars being substantially semi-cylindrical in contour.

2. In combination, a composite picture made up of alternating sets of strips each showing an individual picture, and a screen in front of said composite picture having a plurality of spaced bars substantially circular in cross section.

3. In combination, a supporting back adapted to receive a composite picture, and a frame pivoted to said back and adapted to overlie said picture, said frame carrying a plurality of spaced bars, the inner sides of said bars being substantially semi-cylindrical in contour.

4. In combination, a supporting back adapted to receive a composite picture, and a frame pivoted to said back and adapted to overlie said picture, said frame carrying a plurality of spaced bars of substantially cylindrical shape.

In testimony that I claim the foregoing I have hereunto set my hand.

CHARLES W. SAALBURG.