

[54] COMBINED HANDLE AND SHANK FOR
SURGICAL INSTRUMENT

[75] Inventor: George P. Honkanen, North Scituate,
Mass.

[73] Assignee: Acufex Microsurgical, Inc.,
Norwood, Mass.

[**] Term: 14 Years

[21] Appl. No.: 508,233

[22] Filed: Jun. 27, 1983

[52] U.S. Cl. D24/27; D24/26;
D24/30; D24/28

[58] Field of Search D24/26, 27, 28, 23,
D24/30; 128/305, 753, 754

[56] References Cited

U.S. PATENT DOCUMENTS

4,043,343	8/1977	Williams	128/305 X
4,369,788	1/1983	Goald	128/305
4,396,021	8/1983	Baumgartner	128/753 X

OTHER PUBLICATIONS

Surgery, Gynecology & Obstetrics Catalog, vol. 89 #3,
©8/47, Advertising Sections, p. 7.

Primary Examiner—A. Hugo Word

Assistant Examiner—Stella Reid

Attorney, Agent, or Firm—Schiller & Pandiscio

[57] CLAIM

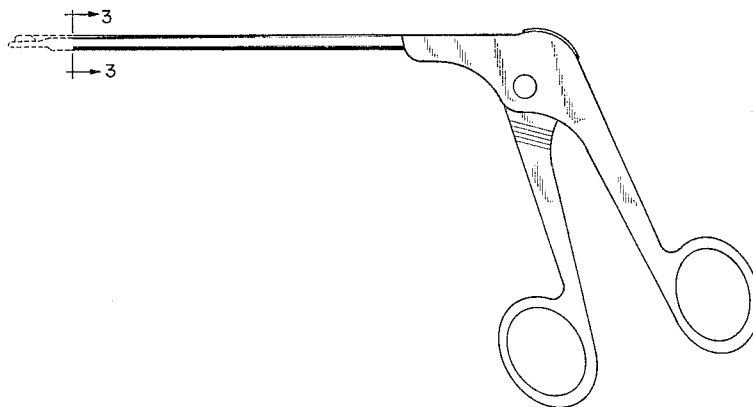
The ornamental design for a combined handle and
shank for surgical instrument, as shown and described.

DESCRIPTION

FIG. 1 is an elevational view showing the left side of a
combined handle and shank for surgical instrument
embodying my new design;

FIG. 2 is an elevational view showing the right side of
the combined handle and shank for surgical instrument;
FIG. 3 is a sectional view taken along line 3—3 of FIG.
1 showing the front side of the combined handle and
shank for surgical instrument;

FIG. 4 is an elevational view showing the rear side of
the combined handle and shank for surgical instrument;
FIG. 5 is a plan view showing the top side of the com-
bined handle and shank for surgical instrument; and
FIG. 6 is a plan view showing the bottom side of the
combined handle and shank for surgical instrument;
The broken line showing of the tip is for illustrative
purposes only and forms no part of the claimed inven-
tion.



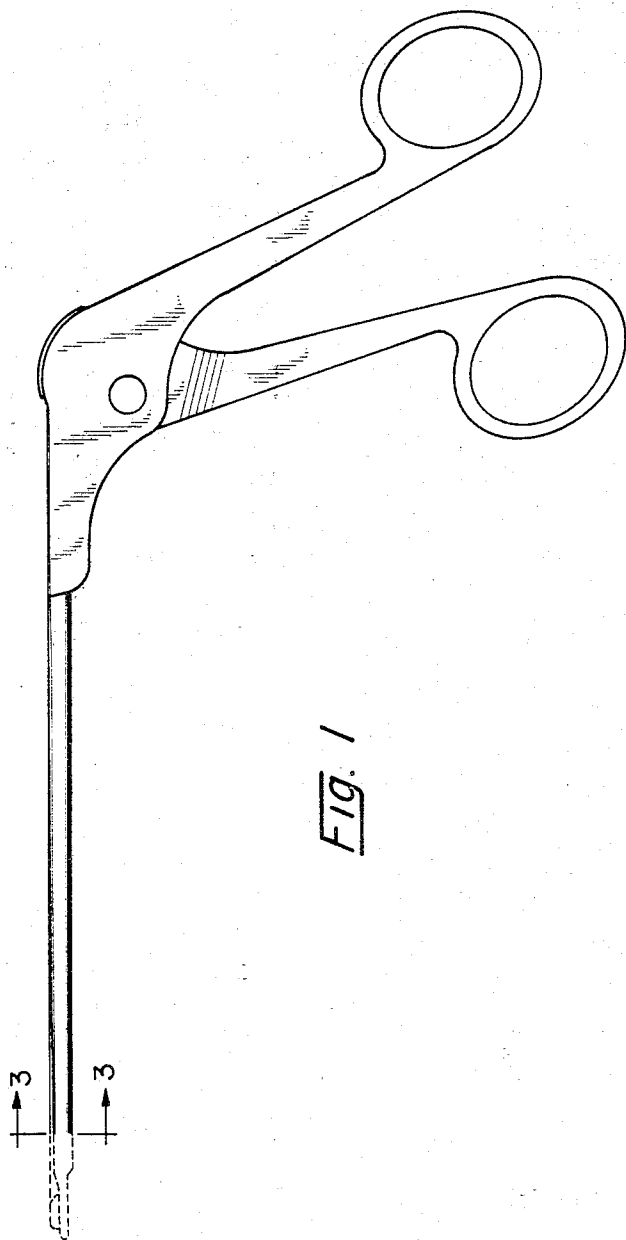


FIG. 1



FIG. 3



FIG. 5



Fig. 6

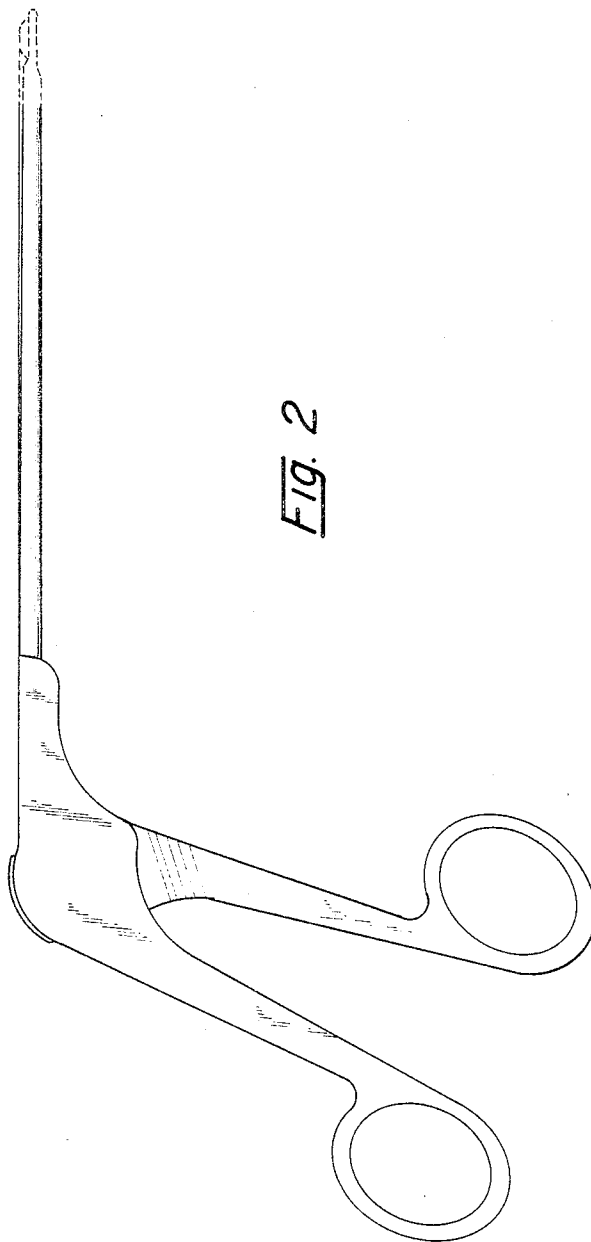


Fig. 2




Fig. 4