



US00D457435S

(12) **United States Design Patent** (10) **Patent No.:** **US D457,435 S**  
**Rashid** (45) **Date of Patent:** **\*\* May 21, 2002**

(54) **PLASTIC CONTAINER**

6,296,131 B2 \* 10/2001 Rashid ..... 215/383

(75) Inventor: **A. B. M. Bazlur Rashid**, Neenah, WI (US)

\* cited by examiner

(73) Assignee: **Pechiney Emballage Flexible Europe** (FR)

*Primary Examiner*—Ted Shooman  
*Assistant Examiner*—Selina Sikder

(74) *Attorney, Agent, or Firm*—McDermott, Will & Emery

(\*\*) Term: **14 Years**

(57) **CLAIM**

(21) Appl. No.: **29/145,729**

The ornamental design for a plastic container, as shown and described.

(22) Filed: **Jul. 27, 2001**

**DESCRIPTION**

**Related U.S. Application Data**

(63) Continuation of application No. 29/118,821, filed on Feb. 16, 2000.

FIG. 1 is a perspective view of the plastic container showing my new design;

(51) **LOC (7) Cl.** ..... **09-01**

(52) **U.S. Cl.** ..... **D9/502**

FIG. 2 is a front elevational view of the design depicted in FIG. 1;

(58) **Field of Search** ..... D9/500, 502, 538,  
D9/545, 549, 520, 551, 557, 569, 570;  
215/382, 383, 384

FIG. 3 is a left side elevational view of the design depicted in FIG. 1;

FIG. 4 is a top plan view of the design depicted in FIG. 1; and,

FIG. 5 is a bottom plan view of the design depicted in FIG. 1.

(56) **References Cited**

In the depicted embodiment, the rear elevational view is the same as the front elevational view, and the right elevational view is the same as the left elevational view.

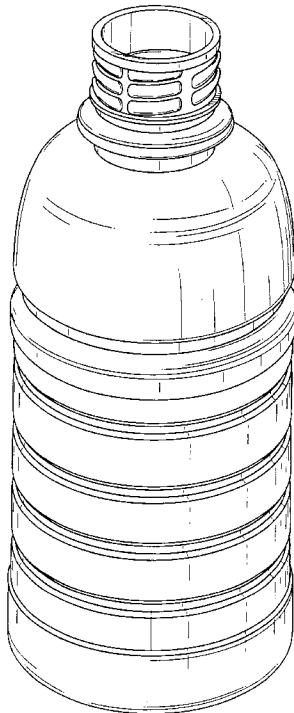
**U.S. PATENT DOCUMENTS**

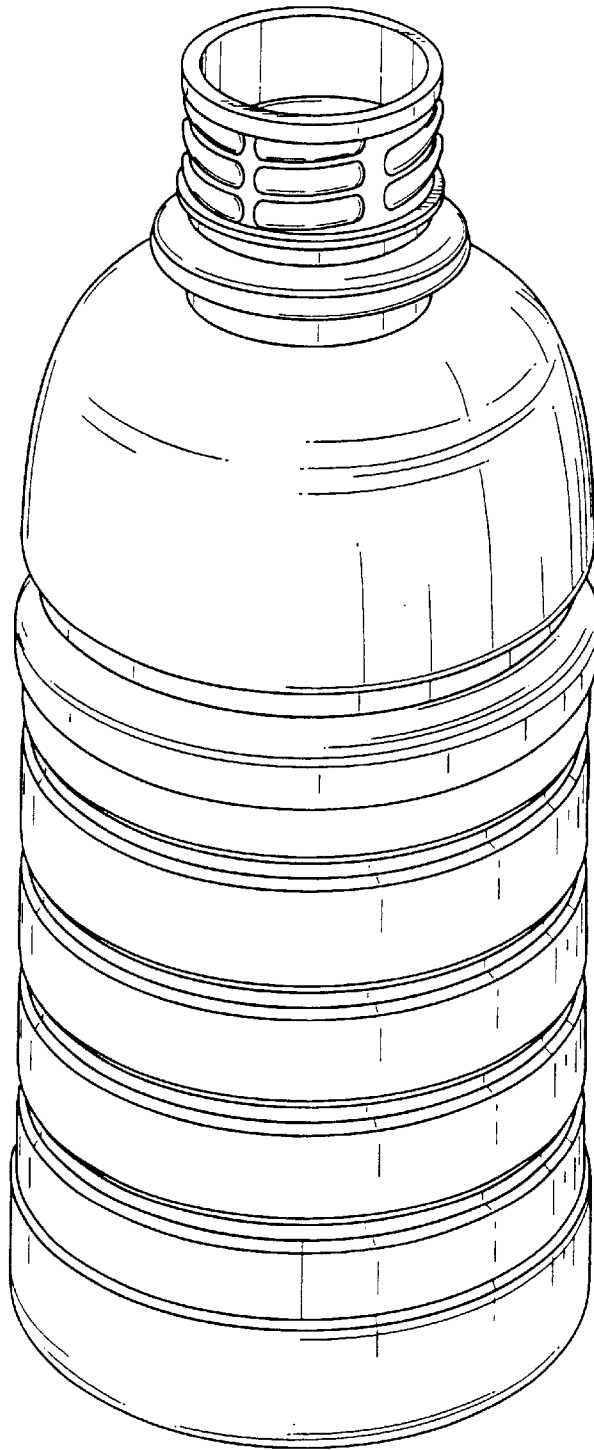
D306,262 S	*	2/1990	Bit	.....	D9/502
D391,160 S	*	2/1998	Lauth	.....	D9/502
D404,306 S	*	1/1999	Steinke	.....	D9/502
D411,750 S	*	6/1999	Forecast et al.	.....	D9/539
6,065,624 A	*	5/2000	Steinke	.....	215/383
D432,423 S	*	10/2000	Rashid	.....	D9/502
D445,693 S	*	7/2001	Rashid	.....	D9/538

The shading presented in FIGS. 1-5 is provided merely to highlight the contour of the invention and is not intended to be illustrative of texture of gloss.

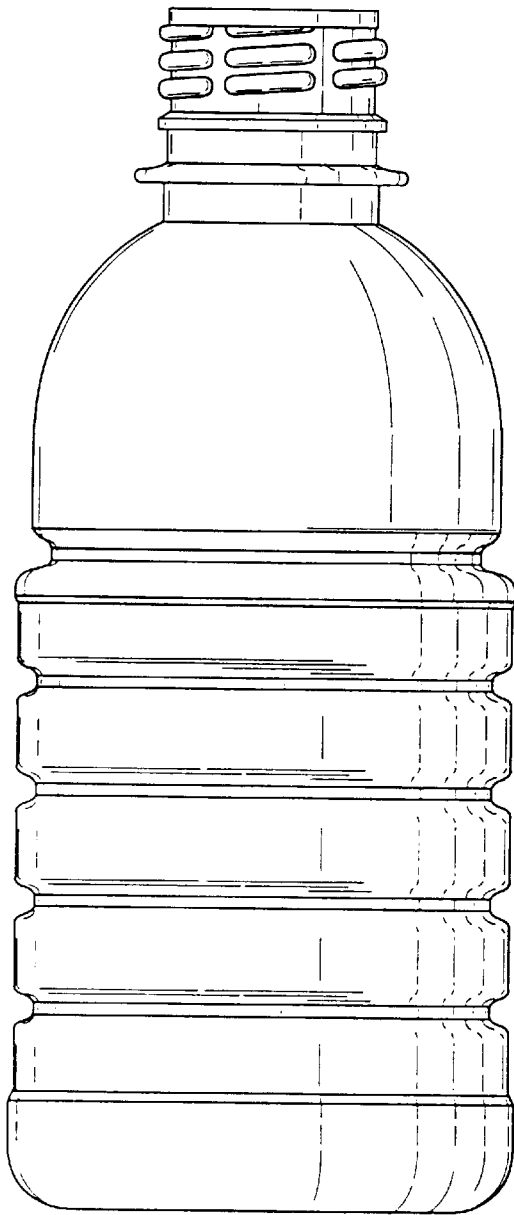
The broken line showing of the bottom surface is for illustrative purpose only and forms not part of the claimed design.

**1 Claim, 3 Drawing Sheets**

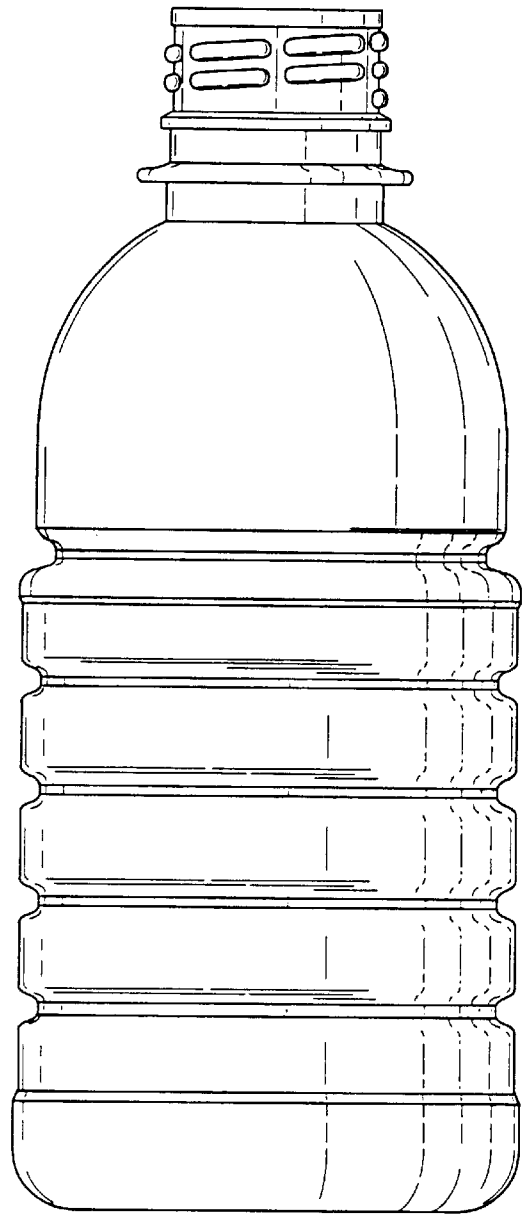




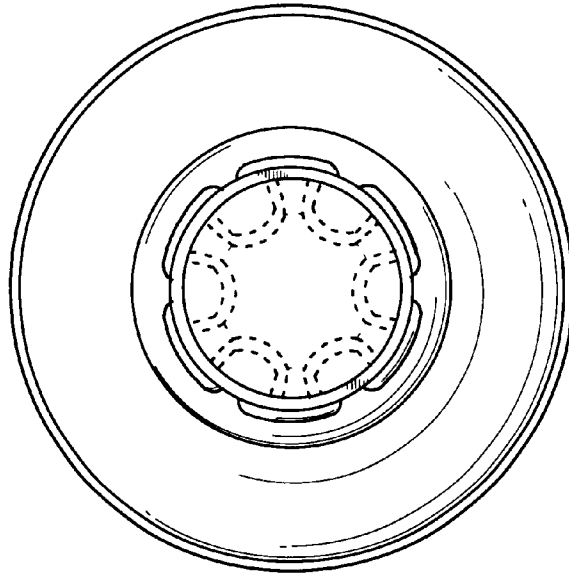
*Fig. 1*




*Fig. 2*



*Fig. 3*



*Fig. 4*



*Fig. 5*