



US00D879984S

(12) **United States Design Patent**  
**Hu**

(10) **Patent No.:** **US D879,984 S**

(45) **Date of Patent:** **\*\* Mar. 31, 2020**

(54) **LIGHT THERAPY LAMP**

(71) Applicant: **SHENZHEN QIANHAI PATUOXUN NETWORK AND TECHNOLOGY CO., LTD**, Shenzhen (CN)

(72) Inventor: **Zaihui Hu**, Shenzhen (CN)

(73) Assignee: **SHENZHEN QIANHAI PATUOXUN NETWORK AND TECHNOLOGY CO., LTD**, Shenzhen (CN)

(\*\*) Term: **15 Years**

(21) Appl. No.: **29/716,061**

(22) Filed: **Dec. 6, 2019**

(30) **Foreign Application Priority Data**

Jun. 18, 2019 (CN) ..... 2019 3 0316686

(51) **LOC (12) Cl.** ..... **24-03**

(52) **U.S. Cl.**  
USPC ..... **D24/209**

(58) **Field of Classification Search**

USPC ..... D24/210; D26/1, 24, 51, 104, 106, 118, D26/129, 132

CPC ..... A61N 5/0616; A61N 5/0618; A61N 2005/0652; A61N 2005/0654; A61N 2005/0642; A61N 2005/0644; A61N 2005/0636; A61N 2005/0626; A61N 2005/0627; A61B 2018/00452; A61B 2018/1807

See application file for complete search history.

(56) **References Cited**

U.S. PATENT DOCUMENTS

|              |         |           |       |         |
|--------------|---------|-----------|-------|---------|
| D599,485 S * | 9/2009  | Burrows   | ..... | D24/209 |
| D611,160 S * | 3/2010  | Fernie    | ..... | D24/209 |
| D736,942 S   | 8/2015  | Hagenauer |       |         |
| D760,398 S * | 6/2016  | Douglas   | ..... | D24/210 |
| D760,913 S * | 7/2016  | Douglas   | ..... | D24/210 |
| D807,522 S * | 1/2018  | Berke     | ..... | D24/210 |
| D857,220 S * | 8/2019  | Chew      | ..... | D24/210 |
| D868,985 S * | 12/2019 | Xu        | ..... | D24/210 |
| D875,265 S * | 2/2020  | Li        | ..... | D24/210 |

\* cited by examiner

*Primary Examiner* — Brian N. Vinson

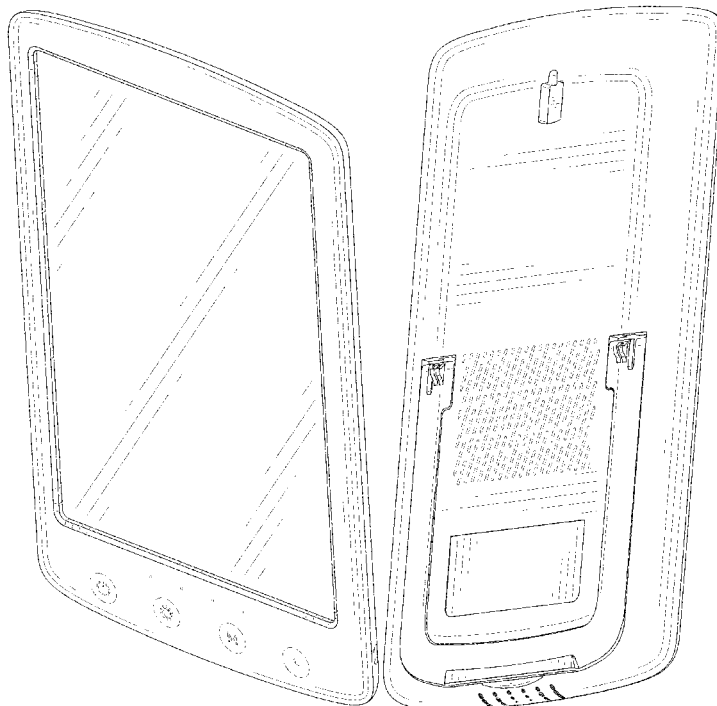
(57) **CLAIM**

The ornamental design for a light therapy lamp, as shown and described.

**DESCRIPTION**

FIG. 1 is a perspective view of a light therapy lamp showing my new design;  
FIG. 2 is another perspective view thereof;  
FIG. 3 is a front elevational view thereof;  
FIG. 4 is a rear elevational view thereof;  
FIG. 5 is a left side elevational view thereof;  
FIG. 6 is a right side elevational view thereof;  
FIG. 7 is a top plan view thereof;  
FIG. 8 is a bottom plan view thereof; and,  
FIG. 9 is a perspective of the light therapy lamp where the light therapy lamp is in a configuration of use.  
The broken lines in the drawings depict portions of the light therapy lamp that form no part of the claimed design.

**1 Claim, 9 Drawing Sheets**



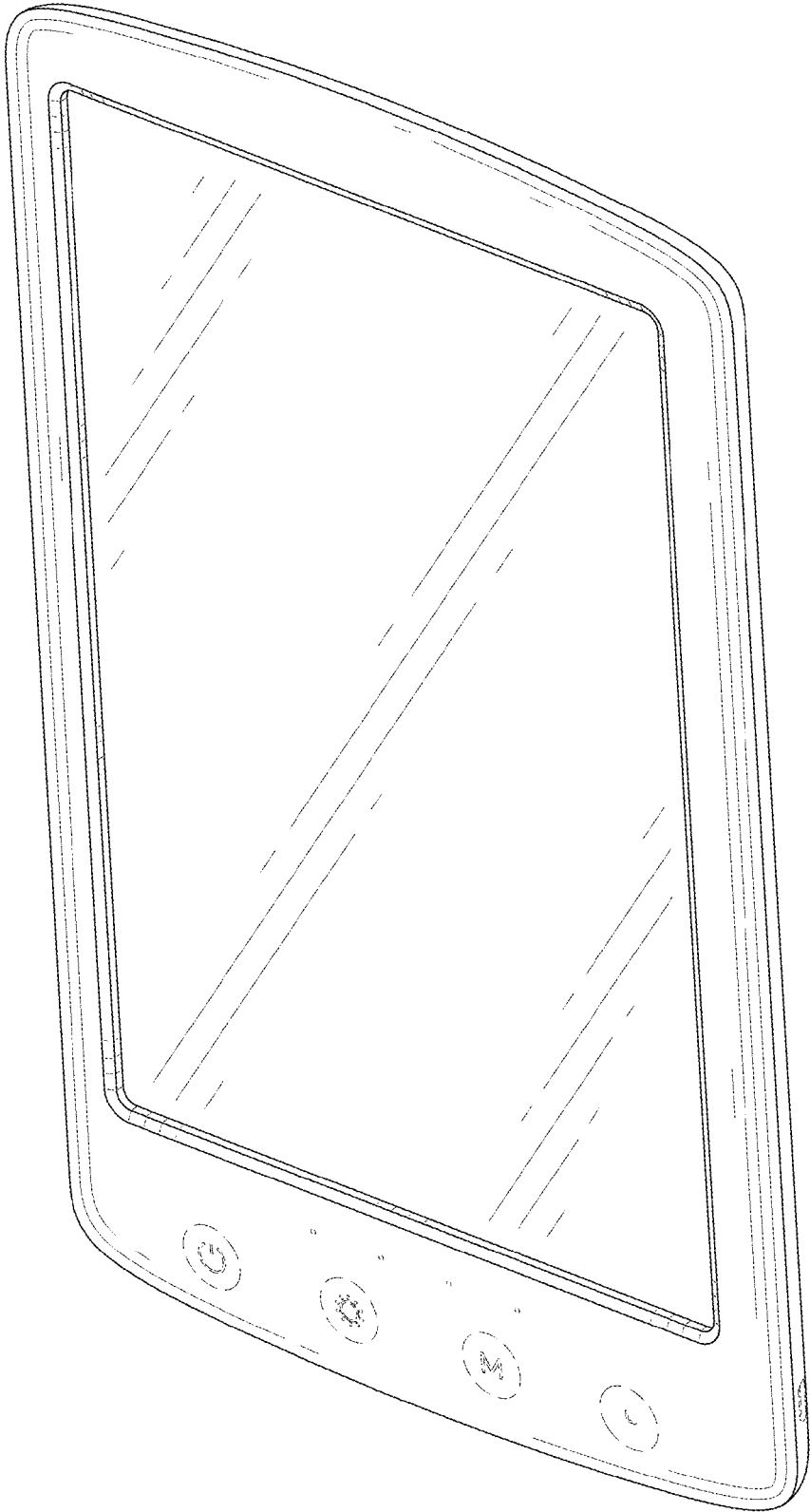


FIG. 1




FIG. 2




FIG. 3

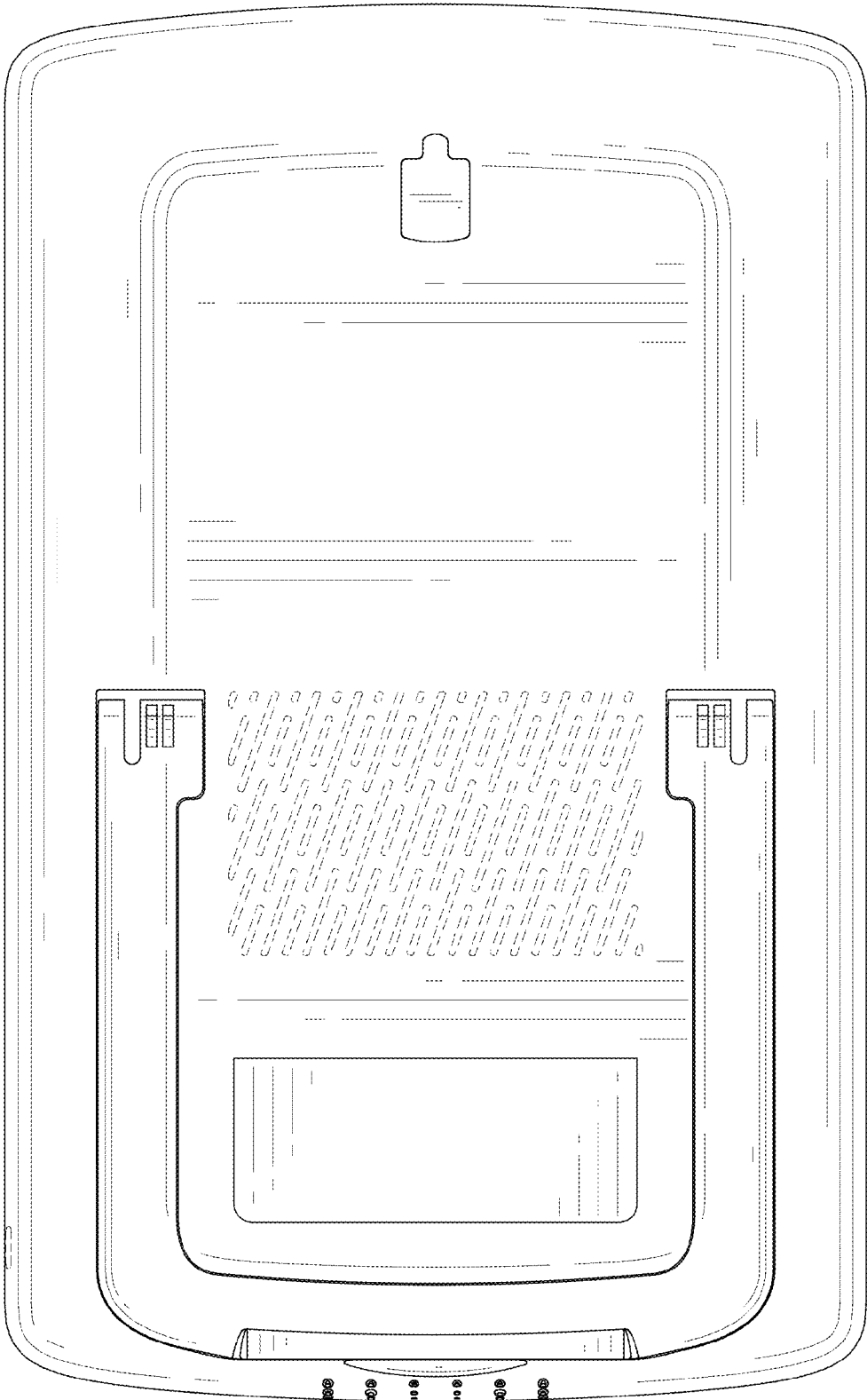


FIG. 4

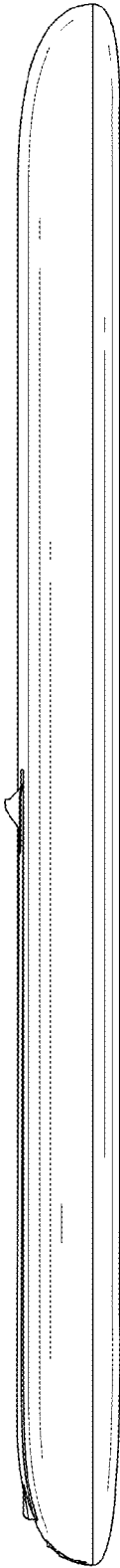


FIG. 5




FIG. 6

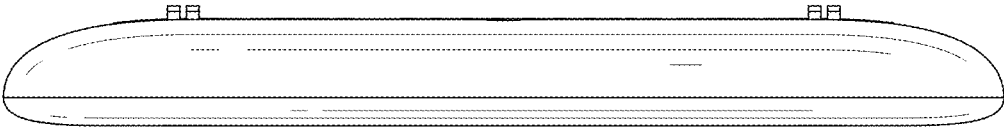


FIG. 7



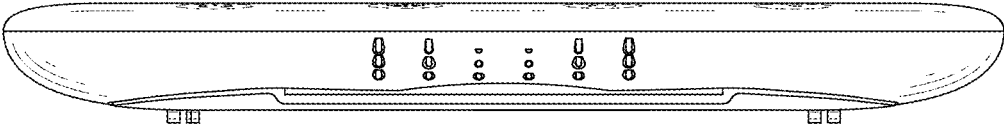


FIG. 8




FIG. 9