

Oct. 15, 1929.

H. BARNOWITZ
COMBINATION TOILET IMPLEMENT

1,731,287

Filed June 19, 1928

Fig. 1.

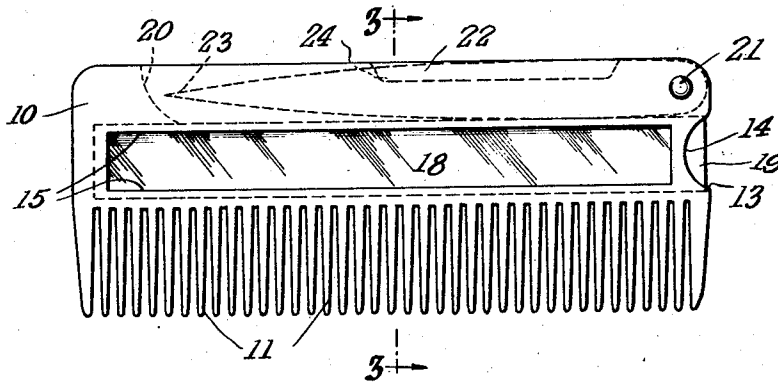


Fig. 2.

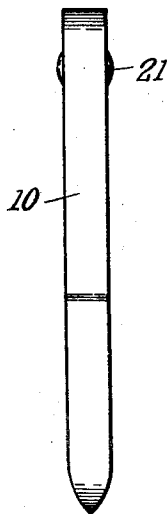


Fig. 3.

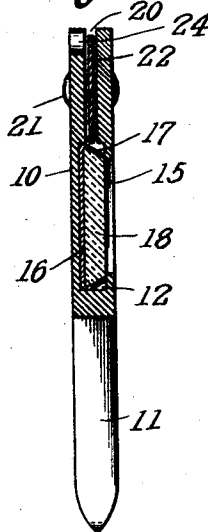
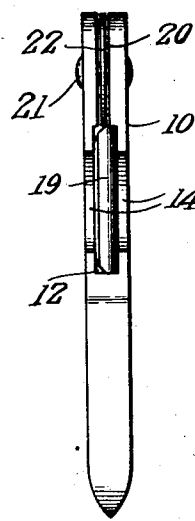


Fig. 4.



INVENTOR
Harry Barnowitz
BY *Creaphman*
ATTORNEY

UNITED STATES PATENT OFFICE

HARRY BARNOWITZ, OF BROOKLYN, NEW YORK

COMBINATION TOILET IMPLEMENT

Application filed June 19, 1928. Serial No. 286,630.

This invention relates to toilet implements, particularly of small compact nature adapted to be carried in the pocket or hand by the owner, and capable of several uses in a convenient manner.

5 The advantage of having a single implement in which are combined several essentials requisite as accessories in performing personal details of the toilet, rather than a number of separate entities is clearly apparent.

10 It is therefore an object to combine in one device several of the most frequently required articles, each readily accessible and in no wise an objectionable manner.

15 A further feature is in the provision of a unitary device including a comb in the handle of which is carried a manicuring instrument, the handle also acting as a guard and container for a mirror which, with its frame, is so held as to be safe from damage under ordinary conditions.

20 Another purpose is to produce a combined toilet implement of pleasing appearance and moderate cost.

25 The several advantageous objects are accomplished by the novel design, construction and arrangement of parts as hereinafter described and shown in the accompanying drawing, constituting an essential portion of this disclosure, and in which:—

Fig. 1, is a side elevational view of an embodiment of the invention as assembled.

30 Fig. 2, is a view looking from the closed end thereof and drawn to a greatly enlarged scale.

Fig. 3, is a transverse sectional view taken on line 3—3 of Fig. 1.

40 Fig. 4, is an elevational view looking from the end opposite that shown in Fig. 2.

The main body 10 of the article is designed to be used as a handle when using the comb, the teeth 11 of which are formed integral therewith in the usual manner and it is to be noted that the end teeth are substantially twice the thickness of those constituting the main, intermediate portion of the comb.

45 Formed in the body 10, is a socket 12, preferably of rectangular cross section as shown, the socket being disposed lengthwise of the

comb body, open at one end, as at 13, which is provided with a notch 14, and closed at the opposite end, a longitudinal opening 15 being formed through the body wall at one side.

55 A sheet metal frame 16, having angularly converging side walls 17, is provided for a mirror 18 having bevelled longitudinal side edges, the same being gripped by the casing walls 17, as best seen in Fig. 3.

60 This casing, and mirror carried by it are slidably contained in the socket 12, so that the mirror can be seen through the opening 15, the casing being removable, if desired by grasping the end 19, accessible by reason of the notch 14.

65 In addition to the foregoing a slot 20 is formed centrally in the edge of the handle body 16, the slot intersecting the opening 15, which is of greater width as shown, and terminates short of the length thereof.

70 A rivet 21 passes through the front corner of the slotted body and pivotally mounted on the rivet is the larger, curved end of a nail file 22 having a sharply pointed end 23, the file being completely enveloped in the slot 20 when closed except for a relatively narrow portion which is exposed and available for use through the cut-away section 30 in one side of the handle body and may be raised into operative position by a nick 24 in the opposite side of the body.

75 From the foregoing it will be seen that a useful and convenient implement has been described in its preferred form, but it will be apparent that minor modifications may be resorted to without departing from the spirit and scope of the claim hereto appended.

80 Having thus described my invention and set forth the manner of its construction and purposes, what is claimed as new and sought to secure by Letters Patent, is:—

85 In an article of the class described provided with integral comb teeth on one of its longitudinal edges, a relatively narrow slot in its opposite longitudinal edge adapted to receive a thin object, a socket between the base of the comb teeth and said slot and communicating therewith, said socket being open at one end and having a lateral opening leading thereto, said socket being adapted to receive 100

a mirror slidable through its open end and visible through the lateral opening, and a cut-away section exposing a portion of the slot on one side of the article.

Signed at New York, in the county and State of New York, this 8th day of June, 1928.

HARRY BARNOWITZ.

10

15

20

25

30

35

40

45

50

55

60

65