Office de la Propriété Intellectuelle du Canada
Un organisme d'Industrie Canada

Canadian Intellectual Property Office
An agency of Industry Canada

CA 2487639 A1 2003/12/11

(21) 2 487 639

(12) DEMANDE DE BREVET CANADIEN
CANADIAN PATENT APPLICATION

(13) A1

(86) Date de dépôt PCT/PCT Filing Date: 2003/05/23
(87) Date publication PCT/PCT Publication Date: 2003/12/11
(85) Entrée phase nationale/National Entry: 2004/11/29
(86) N° demande PCT/PCT Application No.: EP 2003/050192
(87) N° publication PCT/PCT Publication No.: 2003/101539
(30) Priorité/Priority: 2002/05/30 (02077126.7) EP

(51) Cl.Int.^{7}/Int.Cl.^{7} A61P 15/00, A61K 31/569, A61K 47/44, A61K 45/06

(71) Demandeur/Applicant:
AKZO NOBEL N.V., NL

(72) Inventeurs/Inventors:
DE NIJS, HENRIK, NL;
VAN DER VOORT, HENDRIKUS ADRIANUS ANTONIUS, NL;
LEYSEN, DIRK, NL

(74) Agent: FETHERSTONHAUGH & CO.

(54) Titre : INJECTION CONTRACEPTIVE AUTO-ADMINISTREE D'UNE SOLUTION HUILEUSE
(54) Title: SELF-ADMINISTERED CONTRACEPTIVE INJECTION OF OILY SOLUTION

(57) Abrégé/Abstract:
The subject invention provides a pharmaceutical formulation in the form of an oily solution for injection to a subject comprising a contraceptively and/or therapeutically effective amount of a long-acting progestogen and a contraceptively and/or therapeutically effective amount of a long-acting androgen dissolved in a pharmaceutically acceptable oily medium wherein the injection is administered by the subject itself with a needle-less device, a mini-needle device or a pre-filled subcutaneous syringe.

(12) INTERNATIONAL APPLICATION PUBLISHED UNDER THE PATENT COOPERATION TREATY (PCT)

(19) World Intellectual Property Organization
International Bureau

(43) International Publication Date
11 December 2003 (11.12.2003)

PCT

(10) International Publication Number
WO 03/101539 A1

(51) International Patent Classification[7]: A61K 45/06, 31/569, 47/44 **A61P 15/00**,

(21) International Application Number: PCT/EP03/50192

(22) International Filing Date: 23 May 2003 (23.05.2003)

(25) Filing Language: English

(26) Publication Language: English

(30) Priority Data:
02077126.7 30 May 2002 (30.05.2002) EP

(71) Applicant *(for all designated States except US)*: **AKZO NOBEL N.V.** [NL/NL]; Velperweg 76, NL-6824 BM Arnhem (NL).

(72) Inventors; and

(75) Inventors/Applicants *(for US only)*: **DE NIJS, Henrik** [NL/NL]; N.V. ORGANON, P.O. BOX 20, NL-5340 BH OSS (NL). **VAN DER VOORT, Hendrikus Adrianus Antonius** [NL/NL]; N.V. ORGANON, P.O. BOX 20, NL-5340 BH OSS (NL). **LEYSEN, Dirk** [BE/NL]; N.V. ORGANON, P.O. BOX 20, NL-5340 BH OSS (NL).

(74) Agent: **VAN DEN BROEK, Ludovicus A.G.M.**; P.O. BOX 20, NL-5340 BH OSS (NL).

(81) Designated States *(national)*: AE, AG, AL, AM, AT, AU, AZ, BA, BB, BG, BR, BY, BZ, CA, CH, CN, CO, CR, CU, CZ, DE, DK, DM, DZ, EC, EE, ES, FI, GB, GD, GE, GH, GM, HR, HU, ID, IL, IN, IS, JP, KE, KG, KP, KR, KZ, LC, LK, LR, LS, LT, LU, LV, MA, MD, MG, MK, MN, MW, MX, MZ, NI, NO, NZ, OM, PH, PL, PT, RO, RU, SC, SD, SE, SG, SK, SL, TJ, TM, TN, TR, TT, TZ, UA, UG, US, UZ, VC, VN, YU, ZA, ZM, ZW.

(84) Designated States *(regional)*: ARIPO patent (GH, GM, KE, LS, MW, MZ, SD, SL, SZ, TZ, UG, ZM, ZW), Eurasian patent (AM, AZ, BY, KG, KZ, MD, RU, TJ, TM), European patent (AT, BE, BG, CH, CY, CZ, DE, DK, EE, ES, FI, FR, GB, GR, HU, IE, IT, LU, MC, NL, PT, RO, SE, SI, SK, TR), OAPI patent (BF, BJ, CF, CG, CI, CM, GA, GN, GQ, GW, ML, MR, NE, SN, TD, TG).

Published:
— *with international search report*
— *before the expiration of the time limit for amending the claims and to be republished in the event of receipt of amendments*

For two-letter codes and other abbreviations, refer to the "Guidance Notes on Codes and Abbreviations" appearing at the beginning of each regular issue of the PCT Gazette.

WO 03/101539 A1

(54) Title: SELF-ADMINISTERED CONTRACEPTIVE INJECTION OF OILY SOLUTION

(57) Abstract: The subject invention provides a pharmaceutical formulation in the form of an oily solution for injection to a subject comprising a contraceptively and/or therapeutically effective amount of a long-acting progestogen and a contraceptively and/or therapeutically effective amount of a long-acting androgen dissolved in a pharmaceutically acceptable oily medium wherein the injection is administered by the subject itself with a needle-less device, a mini-needle device or a pre-filled subcutaneous syringe.

SELF-ADMINISTERED CONTRACEPTIVE INJECTION OF OILY SOLUTION

FIELD OF THE INVENTION

The subject invention concerns the field of (male and female) contraception and (male and female) hormone replacement therapy (HRT).

BACKGROUND

Contraceptive methods for men and women are important for worldwide reproductive health.

However, no effective and efficient methods of male contraception are as of yet available.

Male contraception seeks to suppress spermatogenesis through the suppression of the gonadotropins luteinizing hormone (LH) and follicle-stimulating hormone (FSH). This results in a depletion of intratesticular testosterone and cessation of spermatogenesis.

Administration of progestagen results in a dose dependent suppression of pituitary gonadotrophins and consequently, a decrease in testosterone levels and a reversible inhibition of spermatogenesis. An exogenous androgen is required to compensate for the reduced testosterone levels. In the same way, male HRT can be accomplished, resulting in replacement of testosterone by an exogenous androgen which is safer on the prostate than endogenous testosterone.

The use of progestogens together with androgens for use as male contraceptives is known (Guerin and Rollet (1988), International Journal of Andrology 11, 187-199).

However, the use of specific esters of etonogestrel for male contraception and HRT has not been suggested.

In addition, the use of progestogens together with estrogens for use in female contraception is known (M. Tausk, J.H.H. Thijssen, Tj.B. van Wimersma Greidanus, "Pharmakologie der Hormone", Georg Thieme Verlag, Stuttgart, 1986).

Progestagens are widely used for female contraception and in female HRT. In contraception, the combination progestagen-estrogen oral contraceptives are the most widely used. Administration of such a combination results in a number of effects: it blocks ovulation, it interferes with phasic development of the endometrium which decreases the chance for successful implantation, and it causes the cervical mucus to become so viscous that it hinders sperm penetration. Most progestagen-only-pills (POP's) aim at the last mentioned effect only.

Female HRT is aimed at suppletion of endogenous estrogen for the treatment of peri- and postmenopausal complaints (hot flushes, vaginal dryness), and for prevention of symptoms of long-term estrogen deficiency. The latter include osteoporosis, coronary artery disease, urogenital incontinence, and possibly also Alzheimer's disease and colorectal cancer. A drawback of long-term unopposed estrogen administration is the associated increase in endometrium proliferation, which in turn may increase the risk of endometrial cancer. For that reason, progestagens are co-administered in long-term regimes, because of their ability to reduce the proliferative activity of endometrial epithelium and to induce secretory conversion.

However, the use of specific esters of etonogestrel for female contraception, female HRT and treatment/prevention of gynaecological disorders has not been suggested.

There are also no disclosures of a male or female contraceptive/HRT solution for self-injection which would result in high compliance levels. Compliance is probably the most important factor in contraceptive use; without good compliance even the best contraceptives are without effect.

There is therefore a need for a male and female contraceptive which will have a high compliance rate in male and female subjects undergoing contraception.

High compliance depends on infrequent, painless administration without side effects and without local site reactions.

SUMMARY OF THE INVENTION

The subject invention provides a pharmaceutical formulation in the form of an oily solution for injection to a subject comprising a contraceptively and/or therapeutically effective amount of a long-acting progestogen and a contraceptively and/or therapeutically effective amount of a long-acting androgen dissolved in a pharmaceutically acceptable oily medium wherein the injection is administered by the subject itself with a needle-less device, a mini-needle device or a pre-filled subcutaneous syringe and wherein the injectable volume of the solution is less than 1 milliliter.

The subject invention further contemplates a use of a long-acting progestogen and a long-acting androgen dissolved in a pharmaceutically acceptable oily medium for the manufacture of an injectable pharmaceutical formulation for male contraception wherein the injection is administered with a needle-less device, a mini-needle device or a pre-filled subcutaneous syringe and wherein the injectable volume of the solution is less than 1 milliliter.

The subject invention also provides a male contraceptive kit for injection comprising a long-acting progestogen and a long-acting androgen dissolved in an oily medium wherein the injection is administered by the subject itself with a needle-less device, a mini-needle device or a pre-filled subcutaneous syringe and wherein the injectable volume of the solution is less than 1 milliliter.

The subject invention further contemplates a method of male contraception comprising injecting a solution comprising a contraceptively and/or therapeutically-effective amount of a long-acting progestogen and a contraceptively and/or therapeutically effective amount of a long-acting androgen dissolved in an oily medium to a subject wherein the injection is administered by the subject itself with a needle-less device, a mini-needle device or a pre-filled subcutaneous syringe and wherein the injectable volume of the solution is less than 1 milliliter.

The subject invention also contemplates a pharmaceutical formulation in the form of an oily solution for injection to a subject comprising a contraceptively and/or therapeutically effective amount of a long-acting progestogen and a contraceptively and/or therapeutically effective amount of an estrogen dissolved in a pharmaceutically acceptable oily medium wherein the injection is administered by the subject itself with a needle-less device, a mini-needle device or a pre-filled subcutaneous syringe.

FIGURES

Figure 1

Chemical structures of etonogestrel heptanoate (etonogestrel enanthate), etonogestrel nonanoate, etonogestrel decanoate, etonogestrel undecanoate, etonogestrel dodecanoate, etonogestrel tridecanoate, and etonogestrel pentadecanoate.

Figure 2a

Effect of one intramuscular (IM) injection of etonogestrel, etonogestrel heptanoate (etonogestrel enanthate), etonogestrel nonanoate and etonogestrel undecanoate on plasma levels of etonogestrel in male intact rabbits. Means and SEM of N=3.

Figure 2b

Effect of one intramuscular (IM) injection of etonogestrel heptanoate (etonogestrel enanthate), etonogestrel nonanoate, etonogestrel decanoate, etonogestrel undecanoate, etonogestrel dodecanoate, etonogestrel tridecanoate on plasma levels of etonogestrel in male intact rabbits. Means and SEM of N=3.

Figure 3

Chemical structure of MENT-undecanoate, MENT-buciclate, testosterone heptanoate (testosterone enanthate) and testosterone undecanoate.

Figure 4

Time dependent effects of one s.c injection of 20 mg/kg of MENT-undecanoate (MENT-U), MENT-buciclate (MENT-B), testosterone heptanoate (testosterone

enanthate, TE) and testosterone undecanoate (TU) in castrated male rabbits on serum MENT or testosterone (T). Results are means of N=3.

Figure 5

Pharmacokinetics of testosterone enanthate, testosterone undecanoate and testosterone buciclate after one IM injected in male hypogonadal men with indicated doses on the plasma levels of serum testosterone. Normal range of serum testosterone is indicated with a dashed line. Derived from E. Nieschlag and H.M. Behre. Testosterone Therapy. In: *Andrology, Male reproductive health and dysfunction.*, edited by E. Nieschlag and H. M. Behre, Berlin, Heidelberg and New York:Springer-Verlag, 1997, p. 297-309.

Figure 6: completeness of injection

Figure 7: pain scale

Figure 8: immediate pain scores

Figure 9: injection sensation scale

Figure 10: injection sensation

Figure 11: local site reactions after 2 hours

Figure 12: local site reactions after 24 hours

Figure 13: local site reactions after 5-7 days

Figure 14: subject preference

DETAILED DESCRIPTION OF THE INVENTION

The subject invention provides a pharmaceutical formulation in the form of an oily solution for injection to a subject comprising a contraceptively and/or therapeutically

effective amount of a long-acting progestogen and a contraceptively and/or therapeutically effective amount of a long-acting androgen dissolved in a pharmaceutically acceptable oily medium wherein the injection is administered by the subject itself with a needle-less device, a mini-needle device or a pre-filled subcutaneous syringe and wherein the injectable volume of the solution is less than 1 milliliter.

The subject invention further contemplates a use of a long-acting progestogen and a long-acting androgen dissolved in a pharmaceutically acceptable oily medium for the manufacture of an injectable pharmaceutical formulation for male contraception wherein the injection is administered with a needle-less device, a mini-needle device or a pre-filled subcutaneous syringe and wherein the injectable volume of the solution is less than 1 milliliter.

The subject invention also provides a male contraceptive kit for injection comprising a long-acting progestogen and a long-acting androgen dissolved in an oily medium wherein the injection is administered by the subject itself with a needle-less device, a mini-needle device or a pre-filled subcutaneous syringe and wherein the injectable volume of the solution is less than 1 milliliter.

The subject invention further contemplates a method of male contraception comprising injecting a solution comprising a contraceptively and/or therapeutically-effective amount of a long-acting progestogen and a contraceptively and/or therapeutically effective amount of a long-acting androgen dissolved in an oily medium to a subject wherein the injection is administered by the subject itself with a needle-less device, a mini-needle device or a pre-filled subcutaneous syringe and wherein the injectable volume of the solution is less than 1 milliliter.

Similarly, a pharmaceutical formulation in the form of an oily solution for injection to a subject can be prepared comprising a contraceptively and/or therapeutically effective amount of a long-acting progestogen and a contraceptively and/or therapeutically effective amount of a long-acting estrogen dissolved in a pharmaceutically acceptable oily medium wherein the injection is administered by the subject itself with a needle-less device, a mini-needle device or a pre-filled

subcutaneous syringe and wherein the injectable volume of the solution is less than 1 milliliter.

In a preferred embodiment, the long acting progestogen is an ester with a fatty chain length of C7 to C15, preferably an ester of a progestogen selected from the group consisting of ethisterone, norethisterone (norethindrone), dimethisterone, norethynodrel, norgestrienone, lynestrenol, ethynodiol, (levo)norgestrel, desogestrel, gestodene, allylestrenol, etonogestrel and dienogest. In a specific embodiment, the progestogen is an ester of etonogestrel with a fatty chain length of C10 to C12.

In a preferred embodiment, the long-acting androgen is an ester with a fatty chain length of C6 to C12, preferably an ester of testosterone or an ester of 7-alpha-methyl-19-nortestosterone (MENT). In a specific embodiment, the ester of 7-alpha-methyl-19-nortestosterone (MENT) is MENT undecanoate.

In a preferred embodiment, it is contemplated that the long-acting progestogen is an ester of etonogestrel and the long-acting androgen is an ester of 7-alpha-methyl-19-nortestosterone (MENT). In a most preferred embodiment, the ester of 7-alpha-methyl-19-nortestosterone (MENT) is MENT undecanoate and the ester of etonogestrel is etonogestrel undecanoate and/or etonogestrel decanoate and/or etonogestrel dodecanoate.

It is contemplated that the injection takes place once per month or once per two months.

The progestogen and testosterone esters can be prepared by dissolving it in a suitable amount of an oily medium, such as arachis oil, oleic acid, castor oil, ethyl undecanoate, almond oil, sesame oil, coconut oil, olive oil, soyabean oil, (purified) tri-glycerised, propylene glycol esters, ethyl oleate and the like, including mixtures of oils. The amount of esters that can be dissolved differs per chosen medium, but will generally be within the range of from 100-400 mg.

In a preferred embodiment it is further contemplated that the oily medium is arachis oil or ethyl undecanoate.

In a further embodiment, the contraceptively and/or therapeutically effective amount of MENT undecanoate is 50-400 mg and the contraceptively and/or therapeutically effective amount of etonogestrel ester is 25-200 mg. In a more specific embodiment, the contraceptively and/or therapeutically effective amount of MENT undecanoate is 50-200 mg and the contraceptively and/or therapeutically effective amount of etonogestrel ester is 50-100 mg. In a very specific embodiment, the contraceptively and/or therapeutically effective amount of MENT undecanoate is 100 mg and the contraceptively and/or therapeutically effective amount of etonogestrel ester is 50 mg.

Additives common to injection fluids can be added to the solution if desired. Suitable additives are known to the person skilled in the art. Possible additives include liquids that serve to lower the viscosity of the formulation, e.g. benzyl alcohol, benzyl benzoate, benzyl propionate, ethyl oleate or ethyl undecanoate.

The present invention is further described in the following examples which are not in any way intended to limit the scope of the invention as claimed.

EXAMPLES

<u>EXAMPLE 1-Kinetics of etonogestrel C7, C9, C10, C11, C12 and C13 esters in</u> rabbits

The following etonogestrel esters were prepared and tested in rabbits:

- Etonogestrel heptanoate
- Etonogestrel nonanoate
- Etonogestrel decanoate
- Etonogestrel undecanoate
- Etonogestrel dodecanoate
- Etonogestrel tridecanoate

Etonogestrel pentadecanoate was also prepared.

Figure 1 shows the chemical structure of these compounds.

As a reference, etonogestrel was also included.

Preparation of etonogestrel esters

General methodology for the preparation of esters from alcohols can be found in e.g. Greene, T.W. et al, "Protective groups in organic synthesis", John Wiley & Sons, NY, 1999 (third edition). Preparation of esters from tertiary alcohols (like etonogestrel) can be accomplished by several techniques, for instance:

1) tertiary alcohol, carboxylic acid, trifluoroacetic acid-anhydride, DE 1013284 (1956); 2) tertiary alcohol, acid chloride, pyridine, Watson, T.G. et al, Steroids 41, 255 (1983); 3) tertiary alcohol, acid chloride, TlOEt, Shafiee, A. et al, Steroids 41, 349 (1983), 4) tertiary alcohol, carboxylic acid-anhydride, TsOH, benzene, Johnson, A.L., Steroids, 20, 263 (1972); and 5) tertiary alcohol, carboxylic acid-anhydride, DMAP, CH_2Cl_2, Shafiee, A. et al, Steroids 41, 349 (1983).

Preparation of (17α)-13-Ethyl-11-methylene-17-[[(1-oxononyl)oxy]-18,19-dinorpregn-4-en-20-yn-3-one (etonogestrel nonanoate)

a) A solution of nonanoic acid (1.95 g) in dry toluene (8 ml) was cooled to 0 °C and treated with trifluoroacetic acid anhydride (2.6 g). After 30 min. stirring, (17α)-13-ethyl-17-hydroxy-11-methylene-18,19-dinorpregn-4-en-20-yn-3-one (etonogestrel, 2.0 g) in dry toluene (15 ml) was added and the reaction mixture was stirred for 17 h at room temperature. The reaction mixture was washed with water, a saturated aqueous solution of sodium hydrogen carbonate, water, and brine. The organic phase was dried over sodium sulfate and concentrated under reduced pressure. The residue was purified by column chromatography (toluene/ethyl acetate 95:5). The product (2.08 g) was dissolved in ethyl acetate (40 ml), cooled to 0 °C, and stirred with aqueous sodium hydroxide (1 M, 13 ml) for 2 h. The mixture was extracted with ethyl acetate; the combined organic phases were washed with ice-cold aqueous sodium hydroxide (1 M), water and brine, dried and concentrated under reduce pressure. Column chromatography afforded (17α)-13-ethyl-11-methylene-17-[[(1-oxononyl)oxy]-18,19-dinorpregn-

4-en-20-yn-3-one (1.25 g). ^{1}H-NMR ($CDCl_3$): δ 5.89 (m, 1H), 5.08 (bs, 1H), 4.85 (bs, 1H), 2.82 (ddd, 1H, J = 14.8, 9.5 and 6.3 Hz), 2.73 (d, 1H, J = 12.8 Hz), 2.69-2.19 (m), 2.63 (s, 1H), 2.11 (m, 1H), 1.90-1.21 (m), 1.15 (m, 1H), 1.05 (t, 3H, J = 7.5 Hz), 0.88 (t, 3H, J = 7.1 Hz). Measured mass $[M+H]^+$ 465.3358. Calculated mass $[M+H]^+$ 465.3363.

In a manner analogous to the procedure described above, etonogestrel heptanoate, etonogestrel decanoate, etonogestrel undecanoate, etonogestrel dodecanoate, etonogestrel tridecanoate, and etonogestrel pentadecanoate were prepared:

b) (17α)-13-Ethyl-11-methylene-17-[[(1-oxoheptyl)oxy]-18,19-dinorpregn-4-en-20-yn-3-one (etonogestrel heptanoate). ^{1}H-NMR ($CDCl_3$): δ 5.89 (m, 1H), 5.08 (bs, 1H), 4.85 (bs, 1H), 2.82 (ddd, 1H, J = 14.8, 9.5 and 6.3 Hz), 2.73 (d, 1H, J = 12.6 Hz), 2.68-2.19 (m), 2.63 (s, 1H), 2.11 (m, 1H), 1.90-1.24 (m), 1.15 (m, 1H), 1.05 (t, 3H, J = 7.5 Hz), 0.89 (t, 3H, J = 7.1 Hz). Measured mass $[M+H]^+$ 437.3027. Calculated mass $[M+H]^+$ 437.3050.

c) (17α)-13-Ethyl-11-methylene-17-[[(1-oxodecyl)oxy]-18,19-dinorpregn-4-en-20-yn-3-one (etonogestrel decanoate). ^{1}H-NMR ($CDCl_3$): δ 5.89 (bs, 1H), 5.08 (bs, 1H), 4.84 (bs, 1H), 2.82 (m, 1H), 2.73 (d, 1H, J = 12.6 Hz), 2.67-2.18 (m), 2.63 (s, 1H), 2.11 (m, 1H), 1.90-1.21 (m), 1.15 (m, 1H), 1.06 (t, 3H, J = 7.5 Hz), 0.88 (t, 3H, J = 7.1 Hz). Measured mass $[M+H]^+$ 479.3508. Calculated mass $[M+H]^+$ 479.3519.

d) (17α)-13-Ethyl-11-methylene-17-[[(1-oxoundecyl)oxy]-18,19-dinorpregn-4-en-20-yn-3-one (etonogestrel undecanoate). ^{1}H-NMR ($CDCl_3$): δ 5.89 (m, 1H), 5.08 (bs, 1H), 4.85 (bs, 1H), 2.82 (ddd, 1H, J = 14.8, 9.5 and 6.3 Hz), 2.73 (d, 1H, J = 12.6 Hz), 2.68-2.18 (m), 2.63 (s, 1H), 2.11 (m, 1H), 1.90-1.21 (m), 1.06 (t, 3H, J = 7.5 Hz), 0.88 (t, 3H, J = 7.1 Hz). Measured mass $[M+H]^+$ 493.3664. Calculated mass $[M+H]^+$ 493.3676.

e) (17α)-13-Ethyl-11-methylene-17-[[(1-oxododecyl)oxy]-18,19-dinorpregn-4-en-20-yn-3-one (etonogestrel dodecanoate). ^{1}H-NMR ($CDCl_3$): δ 5.89 (bs, 1H), 5.08 (bs, 1H), 4.85 (bs, 1H), 2.82 (m, 1H), 2.73 (d, 1H, J = 12.6 Hz), 2.65-2.18 (m), 2.64 (s, 1H), 2.11 (m, 1H), 1.90-1.20 (m), 1.15 (m, 1H), 1.06 (t, 3H, J = 7.5 Hz),

0.88 (t, 3H, J = 7.1 Hz). Measured mass $[M+H]^+$ 507.3829. Calculated mass $[M+H]^+$ 507.3832.

f) (17α)-13-Ethyl-11-methylene-17-[[(1-oxotridecyl)oxy]-18,19-dinorpregn-4-en-20-yn-3-one (etonogestrel tridecanoate). ^{1}H-NMR ($CDCl_3$): δ 5.89 (bs, 1H), 5.08 (bs, 1H), 4.85 (bs, 1H), 2.82 (m, 1H), 2.73 (d, 1H, J = 12.6 Hz), 2.65-2.18 (m), 2.64 (s, 1H), 2.11 (m, 1H), 1.90-1.20 (m), 1.15 (m, 1H), 1.06 (t, 3H, J = 7.5 Hz), 0.89 (t, 3H, J = 7.1 Hz). Measured mass $[M+H]^+$ 521.4007. Calculated mass $[M+H]^+$ 521.3989.

g) (17α)-13-Ethyl-11-methylene-17-[[(1-oxopentadecyl)oxy]-18,19-dinorpregn-4-en-20-yn-3-one (etonogestrel pentadecanoate). ^{1}H-NMR ($CDCl_3$): δ 5.89 (bs, 1H), 5.08 (bs, 1H), 4.85 (bs, 1H), 2.82 (m, 1H), 2.73 (d, 1H, J = 12.6 Hz), 2.65-2.19 (m), 2.63 (s, 1H), 2.11 (m, 1H), 1.90-1.20 (m), 1.15 (m, 1H), 1.06 (t, 3H, J = 7.5 Hz), 0.89 (t, 3H, J = 7.1 Hz). Measured mass $[M+H]^+$ 549.4278. Calculated mass $[M+H]^+$ 549.4302.

Pharmacokinetics studies in the rabbit

For the determination of the pharmacokinetic profile of the different etonogestrel-esters after parenteral application, i.m. application in the castrated rabbit model was chosen instead of s.c. Briefly, rabbits were injected once (day 1) with indicated etonogestrel-esters at 20 mg/kg in arachis oil (with a concentration of 40 mg/ml). At day 1, 2, 3, 4, 5, 6, 7, 8, 10, 12, 14, 21, 28, 35, 49, 63, 77, 92, 106, 120 and 133 blood was collected from the ear arteria, in EDTA-containing tubes. EDTA plasma was prepared (1500g, 15 min) and stored at -20°C. With LC-MSMS, the amount of parent compound (etonogestrel) was determined in these samples. The lower limit of this new assay is 0.5 nmol/l, from 0-250 nmol/l a linear curve was obtained with a correlation coefficient of 0,9998.

As shown in Figure 2a, etonogestrel itself resulted in very high peak levels (200 nmol/l), which declined in 28 days to levels of etonogestrel below 1 nmol/l. Etonogestrel-heptanoate also gave rise to high initial peak levels of etonogestrel (120 nmol/l). Etonogestrel-nonanoate gave lower peak levels and extended duration with serum levels of etonogestrel above 1 nmol/l. As compared to the other two esters in Figure 2a, etonogestrel undecanoate gave the most optimal balance between initial

peak levels (maximum of 13 nmol/l after eight days) and duration of action (more than 92 days above 1 nmol/l).

As shown in Figure 2b, etonogestrel decanoate gave an initial peak level of 24 nmol/l after 5 days whereas etonogestrel dodecanoate gave an initial peak level of 9 nmol/l after 8 days. With etonogestrel tridecanoate, no initial levels of etonogestrel were observed.

From Figures 2a and 2b, it can be seen that preferred etonogestrel esters are etonogestrel decanoate, etonogestrel undecanoate, and etonogestrel dodecanoate.

EXAMPLE 2-Kinetics of two MENT esters in rabbits

The pharmacokinetic profile of MENT-undecanoate and MENT-buciclate was compared to testosterone enanthate and testosterone undecanoate.
Figure 3 shows the chemical structures of these androgen esters.

Ment-undecanoate was prepared essentially as described in WO 99/67271. MENT-buciclate was prepared as described in WO 99/67270. Testosterone enanthate and undecanoate were commercially obtained from Diosynth, Oss, the Netherlands.

Pharmacokinetic studies in the rabbit

For the determination of the pharmacokinetic profile of the different androgen-esters after s.c. application, the castrated rabbit model was selected as the model which is most similar to humans. Briefly, rabbits were injected once (day 1) with indicated androgen-esters at 20 mg/kg in arachis oil (with a concentration of 100 mg/ml). At day 2, 3, 4, 5, 8, 15, 22, 36, 44 and 58 blood was collected from the ear arteria, in EDTA-containing tubes. EDTA plasma was prepared (1500g, 15 min) and stored at -20°C. With LC-MSMS, the amount of parent compound (testosterone or MENT) was determined in these samples. The lower limit of this new assay is 2 nmol/l, from 0-500 nmol/l a linear curve was obtained with a correlation coefficient of 0,9998.

As shown in Figure 4, both with MENT-undecanoate and MENT-buciclate a pharmacokinetic profile of released MENT was found which is similar to that of the reference compound testosterone undecanoate with respect to released testosterone. Testosterone enanthate resulted in a high peak of testosterone 2 days after injection.

Thus, in the rabbit, with both MENT-esters no initial rise of MENT was observed on one hand and a prolonged release of MENT was observed on the other hand, suggestive for more optimal pharmacokinetic behaviour than the current standard testosterone enanthate.

In humans, optimal pharmacokinetics were obtained with testosterone undecanoate: low initial release and steady-state levels of long duration (Figure 5). Since in rabbits the pharmacokinetic profile of the two MENT-esters was very similar to that of testosterone-undecanoate (Figure 4), optimal pharmacokinetics with both MENT esters in humans is expected.

EXAMPLE 3- Solubility and viscosity of MENT-undecanoate and etonogestrel undecanoate in various solvents

To determine the solubility and viscosity of MENT undecanoate and etonogestrel undecanoate, four different solvents were used:

- ethyl undecanoate
- ethyl undecanoate + 50% benzyl benzoate
- arachis oil
- arachis oil + 50% benzyl benzoate

Using these solvents, the following solutions were prepared:

- 100 mg/ml etonogestrel undecanoate in the different solvents
- 50 mg/ml etonogestrel undecanoate in the different solvents
- 200 mg/ml MENT undecanoate in the different solvents
- 100 mg/ml MENT undecanoate in the different solvents
- 50 mg/ml etonogestrel undecanoate + 100 mg/ml MENT undecanoate in the different solvents

The two combined solvents were prepared by addition of 50 gram of ethyl undecanoate or arachis oil to 50 gram of benzyl benzoate. The ethyl undecanoate + 50% benzyl benzoate solution was filtered over a 0.22 µm Durapore filter to obtain a clear colourless solution. The arachis oil + 50% benzyl benzoate solution was not filtered.

The solubility of the compounds in the solvents was determined visually. The viscosity was determined using a Brookfield model DV-III. The density of the solutions was determined using a Mettler Toledo DA-100M density meter.

Table 1: Appearance, viscosity and density of the solvents

Solvent	**Appearance**	**Viscosity**	**Density**
Ethyl undecanoate	Clear colourless solution	2.6	0.861
Ethyl undecanoate + 50% benzyl benzoate	Clear colourless solution	3.9	0.975
Arachis oil	Clear yellowish solution	64.1	0.913
Arachis oil + 50% benzyl benzoate	Clear yellowish solution	22.9	1.007
Benzyl benzoate	Clear yellowish solution	8.5	1.117

Ethyl undecanoate, ethyl undecanoate + 50% benzyl benzoate and arachis oil + 50% benzyl benzoate solutions did not need to be heated. To dissolve 200 mg/ml MENT undecanoate in arachis oil, heating to approximately 50°C was necessary.

The concentrations tested were 100 mg/ml etonogestrel undecanoate, 200 mg/ml MENT undecanoate and 50 mg/ml etonogestrel undecanoate + 100 mg/ml MENT undecanoate in the different solvents. The results are summarized in table 2.

Table 2: Appearance, viscosity and density of the final solutions

Solvent	Etonogestrel undecanoate (mg/ml)	MENT undecanoate (mg/ml)	Appearance	Viscosity (cps)	Density (g/ml)
Ethyl undecanoate	50	-	Clear colourless	3.2	0.870
	-	100	solution	4.0	0.879
	50	100	Clear colourless solution	4.4	0.886
Ethyl undecanoate + 50% benzyl benzoate	50	-	Clear colourless	4.7	0.978
	-	100	solution	6.1	0.979
	50	100	Clear colourless solution	7.0	0.979
Arachis oil	50	-	Clear yellowish	76.6	0.919
	-	100	solution	97.2	0.924
	50	100	Clear yellowish solution	99.7	0.935
Arachis oil + 50% benzyl benzoate	50	-	Clear yellowish	28.1	1.006
	-	100	solution	35.0	1.009
	50	100	Clear yellowish solution	39.1	1.008

The combination of etonogestrel-undecanoate and MENT-undecanoate was visually dissolved at a desired concentration of 50 mg/ml etonogestrel-undecanoate and 100 mg/ml MENT-undecanoate in all four tested solvents. Both etonogestrel-undecanoate and MENT-undecanoate could be dissolved at two times the desired concentration in all four solvents tested. No precipitation occurred at room temperature when 50 mg/ml etonogestrel-undecanoate and 100 mg/ml MENT-undecanoate were dissolved in all four solvents.

The viscosity of ethyl undecanoate and ethyl undecanoate + 50% benzyl benzoate was significantly lower than the viscosity of arachis oil and arachis oil + 50% benzyl benzoate. The viscosity of the desired formulation 50 mg/ml etonogestrel undecanoate + 100 mg/ml MENT undecanoate in the four different solvents was the lowest (4 cps) for the ethyl undecanoate solution, followed by the ethyl undecanoate + 50% benzyl benzoate (7 cps) and the arachis oil + 50% benzyl benzoate solution (39 cps). The viscosity of the arachis oil solution was significantly higher that the viscosity of the other solutions (100 cps).

EXAMPLE 4 – Pharmacological action of etonogestrel esters in the male

The pharmacological action of etonogestrel esters in the male are evaluated for the suppressing activity of endogenous testosterone in the rabbit as described in *Wu,F.C., Balasubramanian,R., Mulders,T. M. and Coelingh-Bennink H.J., Oral progestogen combined with testosterone as a potential male contraceptive: additive effects between desogestrel and testosterone enanthate in suppression of spermatogenesis, pituitary-testicular axis, and lipid metabolism, J.Clin.Endocrinol.Metab 84 (1):112-122, 1999.* Briefly, the effect of one sc/im injection of the different etonogestrel esters on serum testosterone at day 7 of mature male rabbits will be monitored.

EXAMPLE 5 – The pharmacological action of etonogestrel esters in the female

The pharmacological action of etonogestrel esters in the female are tested in the classical Clauberg test. Briefly, immature female rabbits, primed with oestradiol for 8 days, are treated once sc/im with the different etonogestrel esters (day 8 afternoon). Autopsy is performed in the afternoon of day 13 and the progestagenic activity is evaluated on sections of the uterine according to *McPhail et al., The assay of progestin. J. of Physiology, 1934, 83:145-156.*

EXAMPLE 6- Needle-less administration of arachis oil in human volunteers

Arachis oil was administered by a needle-less device and by needle and syringe to compare six parameters:

(1) completeness of injection; (2) injection pain; (3) injection sensation; (4) local site reactions; (5) subject preference; and (6) systemic adverse effects.

Forty-eight (48) healthy men aged 18-70 were recruited for an open-label, randomised, needle controlled trial. The men were divided into four groups:

Group 1: intramuscular injection with arachis oil and 10% benzyl alcohol with a needle and a syringe IM (1.5 inch, 20 gauge needle) – hereinafter called device A

Group 2: subcutaneous injection with arachis oil and 10% benzyl alcohol with a needle and a syringe S.C. (1.0 inch, 20 gauge needle)-hereinafter called device B

Group 3: intramuscular injection with arachis oil and 10% benzyl alcohol with the needle-less device Medi-Jector Needle Free System (MJ7) IM (100 lb. spring, 0.014 orifice (differential pressure)- hereinafter called device C

Group 4: subcutaneous injection with arachis oil and 10% benzyl alcohol with the needle-less device Medi-Jector Needle Free System (MJ7) S.C. (85 lb. spring, 0.011 orifice) – hereafter called device D

The men visited the clinic three times. During the first visit, the men were trained how to self-inject in two injection sessions with two injections each separated by 2 hours. Each session was either with IM or S.C. needles or MediJector. The injections were randomised to right or left and upper or lower thighs. The local site reaction (pain, itching, redness, swelling, bruising and sensation) was evaluated immediately after each injection and for two hours thereafter and a patient preference questionnaire was filled-out.

During the second visit, 24 hours later, the local site reaction and any adverse experiences were evaluated. During the third visit, 5-7 days later, local site reactions and adverse experiences were again evaluated.

Completeness of injection

To assess the completeness of injection, the following penetration rating scale was used:

(1)-all of the oil penetrated the skin; (2S)-slight wetness on the skin; (2)-most of the oil penetrated the skin; (3)-about half the oil penetrated the skin; (4)-very little of the oil penetrated the skin.

Figure 6 shows the results. Most complete injection was achieved with the IM needle and thereafter with the IM MediJector (device A and C respectively).

Injection Pain

To assess pain, a pain scale was used (Figure 7). Figure 8 clearly shows that the least pain was experienced with the IM MediJector, and the most pain with the IM Needle.

Injection sensation

To assess injection sensation, a scale was used as presented in Figure 9. Figure 10 shows that both MediJector devices caused less injection sensation.

Local Site Reactions

To assess the local site reactions, the following 4-point evaluation scale was used:

0-no reaction; 1-mild reaction; 2-moderate reaction; 4-severe reaction

Figure 11 shows the local site reactions after 2 hours, Figure 12 after 24 hours and Figure 13 after 5-7 days.

Subject preference

The patient preference questionnaire included the following questions:

Question 1-Overall I found the injections for device A,B,C,D

-very unpleasant; -somewhat unpleasant; -slightly unpleasant; -hardly unpleasant; -not at all unpleasant.

Question 2-How willing would you be to have a doctor give you an injection with device A,B,C,D

-very willing; -somewhat willing; -neutral; -somewhat unwilling; -very unwilling.

Question 3-How willing would you be to give yourself an injection with device A,B,C,D

-very willing; -somewhat willing; -neutral; -somewhat unwilling; -very unwilling.

Question 4-which device would you be most willing to use to give yourself injections at home?

-IM Needle and Syringe (Device A); -S.C. Needle and Syringe (Device B); -IM-MediJector (Device C); S.C. MediJector (Device D).

Figure 14 shows the results of the questionnaire.

Systemic Adverse Events

In total 7 adverse events were reported: 2 blisters and 5 crusts at injection site. The events were all mild and involved all four devices. The events were probably related to the oil.

Conclusions

The above trial shows that S.C. administration of oil has some percentage of wet injections.

IM and S.C. MediJectors were significantly less painful than needles. They were also considered more pleasant.

Even though MediJectors had a greater incidence of local site reactions (mild and clinically insignificant), subjects had a significant preference for the needle-free MediJector.

In order to achieve a higher completeness of injection with IM MediJector, the spring force can be increased. Another possibility is the use of a mini-needle device.

CLAIMS

1. A pharmaceutical formulation in the form of an oily solution for injection to a subject comprising a contraceptively and/or therapeutically effective amount of a long-acting progestogen and a contraceptively and/or therapeutically effective amount of a long-acting androgen dissolved in a pharmaceutically acceptable oily medium wherein the injection is administered by the subject itself with a needle-less device, a mini-needle device or a pre-filled subcutaneous syringe and wherein the injectable volume of the solution is less than 1 milliliter.

2. A formulation according to claim 1 wherein the long acting progestogen is an ester with a fatty chain length of C7 to C15.

3. A formulation according to claim 2 wherein the long acting progestogen is an ester of a progestogen selected from the group consisting of ethisterone, norethisterone (norethindrone), dimethisterone, norethynodrel, norgestrienone, lynestrenol, ethynodiol, (levo)norgestrel, desogestrel, gestodene, allylestrenol, etonogestrel and dienogest.

4. A formulation according to claim 1 wherein the long-acting androgen is an ester with a fatty chain length of C6 to C12.

5. A formulation according to claim 4 wherein the long-acting androgen is an ester of testosterone or an ester of 7-alpha-methyl-19-nortestosterone (MENT).

6. A formulation according to claim 5 wherein the ester of 7-alpha-methyl-19-nortestosterone (MENT) is MENT undecanoate.

7. A formulation according to claim 3 wherein the long-acting progestogen is an ester of etonogestrel.

8. A formulation according to claim 7 wherein the ester of etonogestrel has a fatty chain length of C10 to C12.

9. A formulation according to claim 8 wherein the ester of etonogestrel is etonogestrel undecanoate.

10. A formulation according to claim 1 wherein the long-acting progestogen is an ester of etonogestrel and the long-acting androgen is an ester of 7-alpha-methyl-19-nortestosterone (MENT).

11. A formulation according to claim 10 wherein the ester of 7-alpha-methyl-19-nortestosterone (MENT) is MENT undecanoate and the ester of etonogestrel is etonogestrel undecanoate and/or etonogestrel decanoate and/or etonogestrel dodecanoate.

12. A formulation according to claim 1 wherein the injection takes place once per month.

13. A formulation according to claim 1 wherein the injection takes place once per two months.

14. A formulation according to claim 1 wherein the oily medium is arachis oil.

15. A formulation according to claim 1 wherein the oily medium consists of ethyl undecanoate.

16. A formulation according to claim 11 wherein the contraceptively and/or therapeutically effective amount of MENT undecanoate is 50-400 mg and the contraceptively and/or therapeutically effective amount of etonogestrel ester is 25-200 mg.

17. A formulation according to claim 16 wherein the contraceptively and/or therapeutically effective amount of MENT undecanoate is 50-200 mg and

the contraceptively and/or therapeutically effective amount of etonogestrel ester is 50-100 mg.

18. A formulation according to claim 17 wherein the contraceptively and/or therapeutically effective amount of MENT undecanoate is 100 mg and the contraceptively and/or therapeutically effective amount of etonogestrel ester is 50 mg.

19. A use of a long-acting progestogen and a long-acting androgen dissolved in a pharmaceutically acceptable oily medium for the manufacture of an injectable pharmaceutical formulation for male contraception wherein the injection is administered with a needle-less device, a mini-needle device or a pre-filled subcutaneous syringe and wherein the injectable volume of the solution is less than 1 milliliter.

20. A use according to claim 19 wherein the long acting progestogen is an ester with a fatty chain length of C7 to C15.

21. A use according to claim 20 wherein the long acting progestogen is an ester of a progestogen selected from the group consisting of ethisterone, norethisterone (norethindrone), dimethisterone, norethynodrel, norgestrienone, lynestrenol, ethynodiol, (levo)norgestrel, desogestrel, gestodene, allylestrenol, etonogestrel, and dienogest.

22. A use according to claim 19 wherein the long-acting androgen is an ester with a fatty chain length of C6 to C12.

23. A use according to claim 22 wherein the long-acting androgen is an ester of testosterone or an ester of 7-alpha-methyl-19-nortestosterone (MENT).

24. A use according to claim 23 wherein the ester of 7-alpha-methyl-19-nortestosterone (MENT) is MENT undecanoate.

25. A use according to claim 21 wherein the long-acting progestogen is an ester of etonogestrel.

26. A use according to claim 25 wherein the ester of etonogestrel has a fatty chain length of C10 to C12.

27. A use according to claim 26 wherein the ester of etonogestrel is etonogestrel undecanoate.

28. A use according to claim 19 wherein the long-acting progestogen is an ester of etonogestrel and the long-acting androgen is an ester of 7-alpha-methyl-19-nortestosterone (MENT).

29. A use according to claim 28 wherein the ester of 7-alpha-methyl-19-nortestosterone (MENT) is MENT undecanoate and the ester of etonogestrel is etonogestrel undecanoate and/or etonogestrel decanoate and/or etonogestrel dodecanoate.

30. A use according to claim 19 wherein the injection takes place once per month.

31. A use according to claim 19 wherein the injection takes place once per two months.

32. A use according to claim 19 wherein the oily medium is arachis oil.

33. A use according to claim 19 wherein the oily medium is ethyl undecanoate.

34. A use according to claim 19 wherein the contraceptively and/or therapeutically effective amount of MENT undecanoate is 50-400 mg and the contraceptively and/or therapeutically effective amount of etonogestrel undecanoate and/or etonogestrel decanoate and/or etonogestrel dodecanoate is 25-200 mg.

35. A use according to claim 34 wherein the contraceptively and/or therapeutically effective amount of MENT undecanoate is 50-200 mg and the contraceptively and/or therapeutically effective amount of etonogestrel ester is 50-100 mg.

36. A use according to claim 35 wherein the contraceptively and/or therapeutically effective amount of MENT undecanoate is 100 mg and the contraceptively and/or therapeutically effective amount of etonogestrel ester is 50 mg.

37. A male contraceptive kit for injection comprising a long-acting progestogen and a long-acting androgen dissolved in an oily medium wherein the injection is administered by the subject itself with a needle-less device, a mini-needle device or a pre-filled subcutaneous syringe and wherein the injectable volume of the solution is less than 1 milliliter.

38. A kit according to claim 37 wherein the long acting progestogen is an ester with a fatty chain length of C7 to C15.

39. A kit according to claim 38 wherein the long acting progestogen is an ester of a progestogen selected from the group consisting of ethisterone, norethisterone (norethindrone), dimethisterone, norethynodrel, norgestrienone, lynestrenol, ethynodiol, (levo)norgestrel, desogestrel, gestodene, allylestrenol, etonogestrel and dienogest.

40. A kit according to claim 37 wherein the long-acting androgen is an ester with a fatty chain length of C6 to C12.

41. A kit according to claim 40 wherein the long-acting androgen is an ester of testosterone or an ester of 7-alpha-methyl-19-nortestosterone (MENT).

42. A kit according to claim 41 wherein the ester of 7-alpha-methyl-19-nortestosterone (MENT) is MENT undecanoate.

43. A kit according to claim 39 wherein the long-acting progestogen is an ester of etonogestrel.

44. A kit according to claim 43 wherein the ester of etonogestrel has a fatty chain length of C10 to C12.

45. A kit according to claim 44 wherein the ester of etonogestrel is etonogestrel undecanoate.

46. A kit according to claim 37 wherein the long-acting progestogen is an ester of etonogestrel and the long-acting androgen is an ester of 7-alpha-methyl-19-nortestosterone (MENT).

47. A kit according to claim 43 wherein the ester of 7-alpha-methyl-19-nortestosterone (MENT) is MENT undecanoate and the ester of etonogestrel is etonogestrel undecanoate and/or etonogestrel decanoate and/or etonogestrel dodecanoate.

48. A kit according to claim 37 wherein the injection takes place once per month.

49. A kit according to claim 37 wherein the injection takes place once per two months.

50. A kit according to claim 37 wherein the oily medium is arachis oil.

51. A kit according to claim 37 wherein the oily medium is ethyl undecanoate.

52. A kit according to claim 37 wherein the contraceptively and/or therapeutically effective amount of MENT undecanoate is 50-400 mg and the contraceptively and/or therapeutically effective amount of etonogestrel undecanoate and/or etonogestrel decanoate and/or etonogestrel dodecanoate is 25-200 mg.

53. A kit according to claim 52 wherein the contraceptively and/or therapeutically effective amount of MENT undecanoate is 50-200 mg and the contraceptively and/or therapeutically effective amount of etonogestrel ester is 50-100 mg.

54. A kit according to claim 53 wherein the contraceptively and/or therapeutically effective amount of MENT undecanoate is 100 mg and the contraceptively and/or therapeutically effective amount of etonogestrel ester is 50 mg.

55. A method of male contraception comprising injecting a solution comprising a contraceptively and/or therapeutically-effective amount of a long-acting progestogen and a contraceptively and/or therapeutically effective amount of a long-acting androgen dissolved in an oily medium to a subject wherein the injection is administered by the subject itself with a needle-less device, a mini-needle device or a pre-filled subcutaneous syringe and wherein the injectable volume of the solution is less than 1 milliliter.

56. A method according to claim 55 wherein the long acting progestogen is an ester with a fatty chain length of C7 to C15.

57. A method according to claim 56 wherein the long acting progestogen is an ester selected from the group consisting of ethisterone, norethisterone (norethindrone), dimethisterone, norethynodrel, norgestrienone, lynestrenol, ethynodiol, (levo)norgestrel, desogestrel, gestodene, allylestrenol, etonogestrel and dienogest.

58. A method according to claim 55 wherein the long-acting androgen is an ester with a fatty chain length of C6 to C12.

59. A method according to claim 56 wherein the long-acting androgen is an ester of testosterone or an ester of 7-alpha-methyl-19-nortestosterone (MENT).

60. A method according to claim 57 wherein the ester of 7-alpha-methyl-19-nortestosterone (MENT) is MENT undecanoate.

61. A method according to claim 57 wherein the long-acting progestogen is an ester of etonogestrel.

62. A method according to claim 61 wherein the ester of etonogestrel has a fatty chain length of C10 to C12.

63. A method according to claim 62 wherein the ester of etonogestrel is etonogestrel undecanoate.

64. A method according to claim 55 wherein the long-acting progestogen is an ester of etonogestrel and the long-acting androgen is an ester of 7-alpha-methyl-19-nortestosterone (MENT).

65. A method according to claim 64 wherein the ester of 7-alpha-methyl-19-nortestosterone (MENT) is MENT undecanoate and the ester of etonogestrel is etonogestrel undecanoate and/or etonogestrel decanoate and/or etonogestrel dodecanoate.

66. A method according to claim 55 wherein the injection takes place once per month.

67. A method according to claim 55 wherein the injection takes place once per two months.

68. A method according to claim 55 wherein the oily medium is arachis oil.

69. A method according to claim 55 wherein the oily medium is ethyl undecanoate.

70. A method according to claim 55 wherein the contraceptively and/or therapeutically effective amount of MENT undecanoate is 50-400 mg and the contraceptively and/or therapeutically effective amount of etonogestrel undecanoate and/or etonogestrel decanoate and/or etonogestrel dodecanoate is 25-200 mg.

71. A method according to claim 70 wherein the contraceptively and/or therapeutically effective amount of MENT undecanoate is 50-200 mg and the contraceptively and/or therapeutically effective amount of etonogestrel ester is 50-100 mg.

72. A method according to claim 71 wherein the contraceptively and/or therapeutically effective amount of MENT undecanoate is 100 mg and the contraceptively and/or therapeutically effective amount of etonogestrel ester is 50 mg.

Figure 1

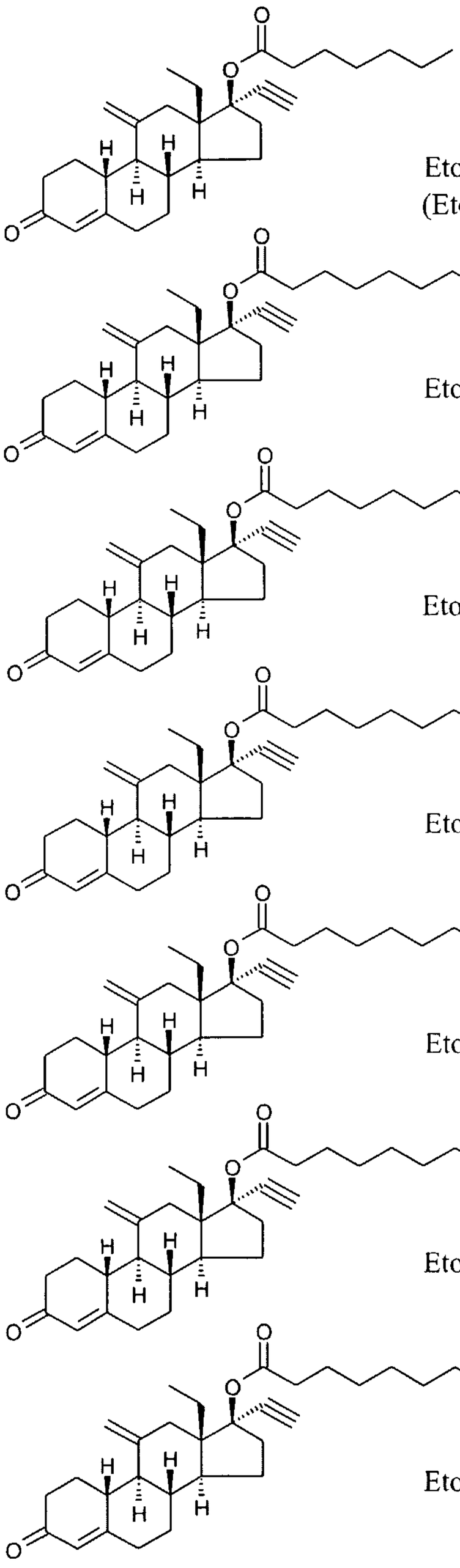

Etonogestrel heptanoate
(Etonogestrel enanthate)

Etonogestrel nonanoate

Etonogestrel decanoate

Etonogestrel undecanoate

Etonogestrel dodecanoate

Etonogestrel tridecanoate

Etonogestrel pentadecanoate

Figure 2a

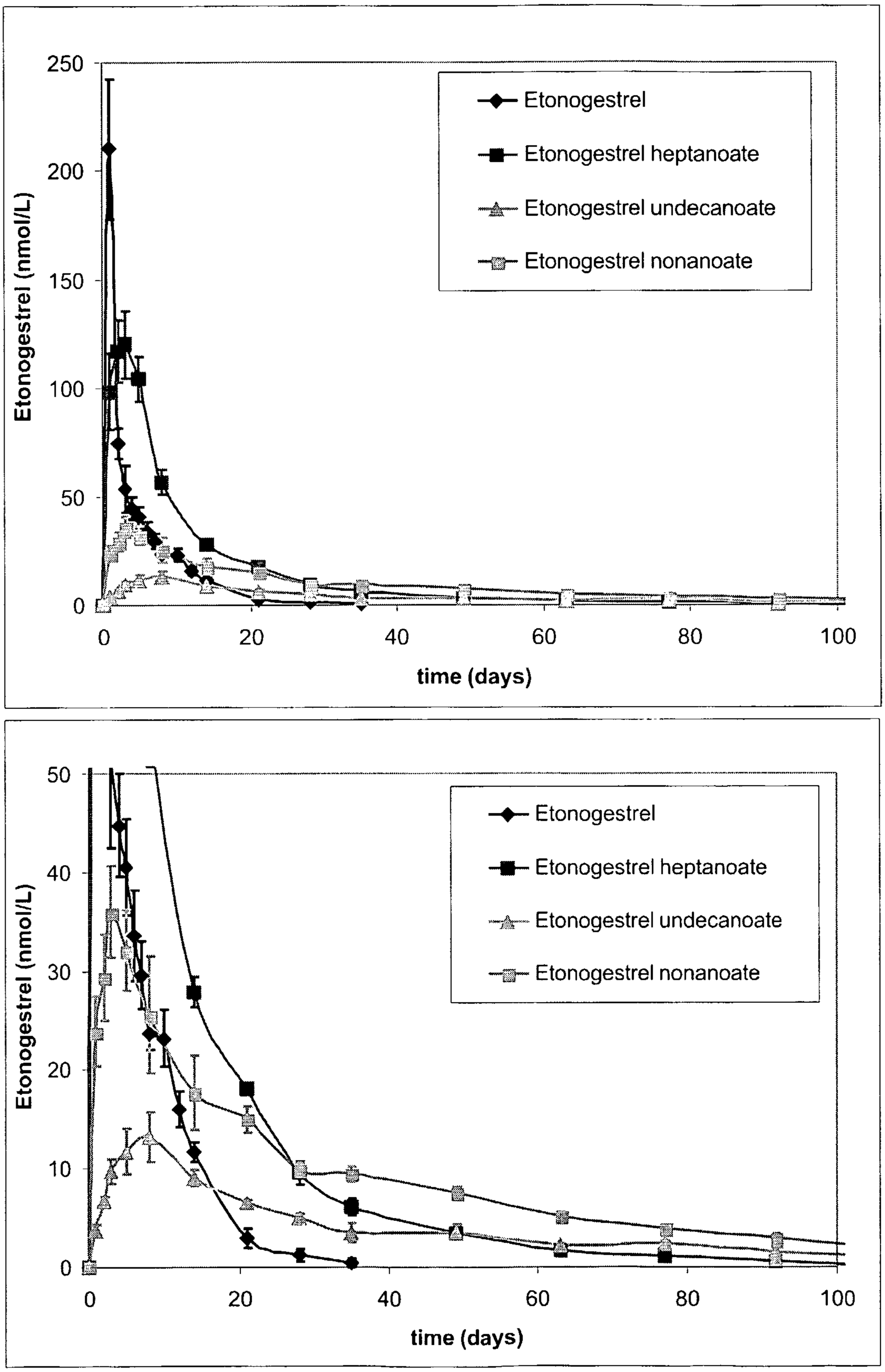
Etonogestrel
Etonogestrel heptanoate
Etonogestrel undecanoate
Etonogestrel nonanoate
Etonogestrel (nmol/L)
250
200
150
100
50
0
0
20
40
60
80
100
time (days)
50
40
30
20
10
0
0
20
40
60
80
100
time (days)

Figure 2b

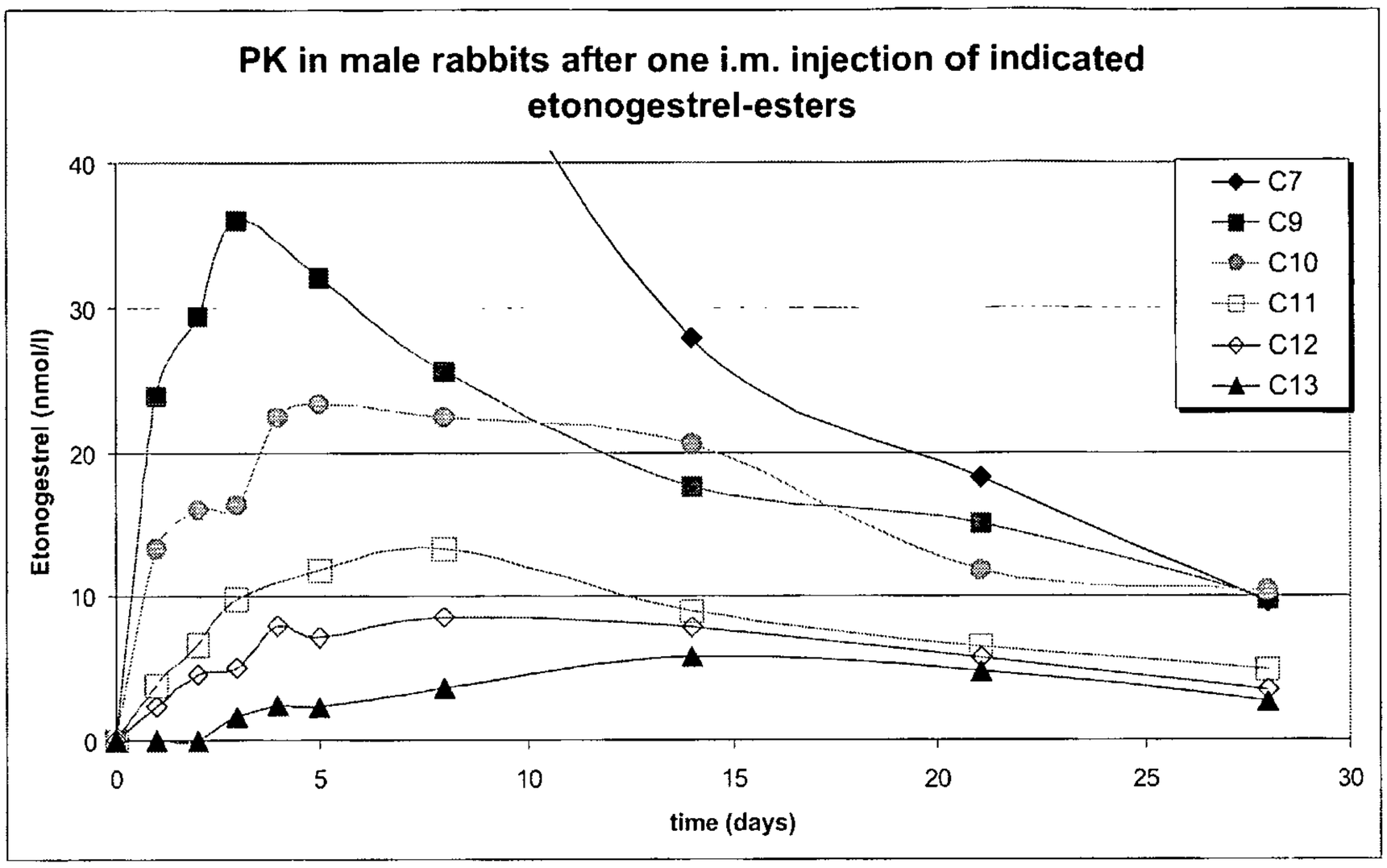

C7: Etonogestrel heptanoate

C9: Etonogestrel nonanoate

C10: Etonogestrel decanoate

C11: Etonogestrel undecanoate

C12: Etonogestrel dodecanoate

C13: Etonogestrel tridecanoate

Figure 3

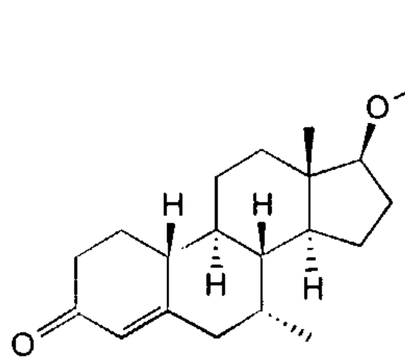

MENT undecanoate

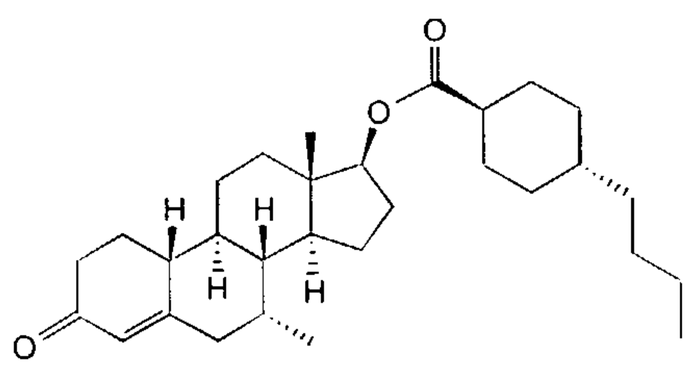

MENT buciclate

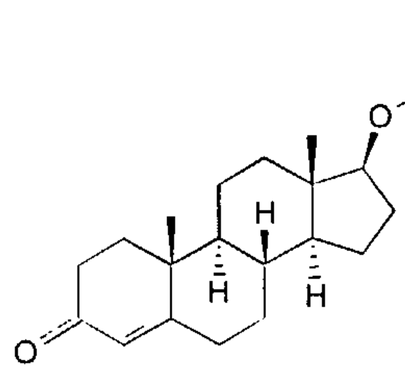

Testosterone heptanoate
(Testosterone enanthate)

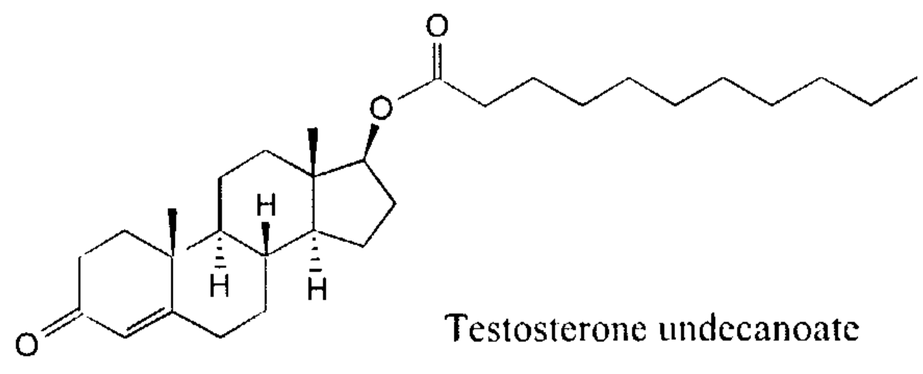

Testosterone undecanoate

Figure 4

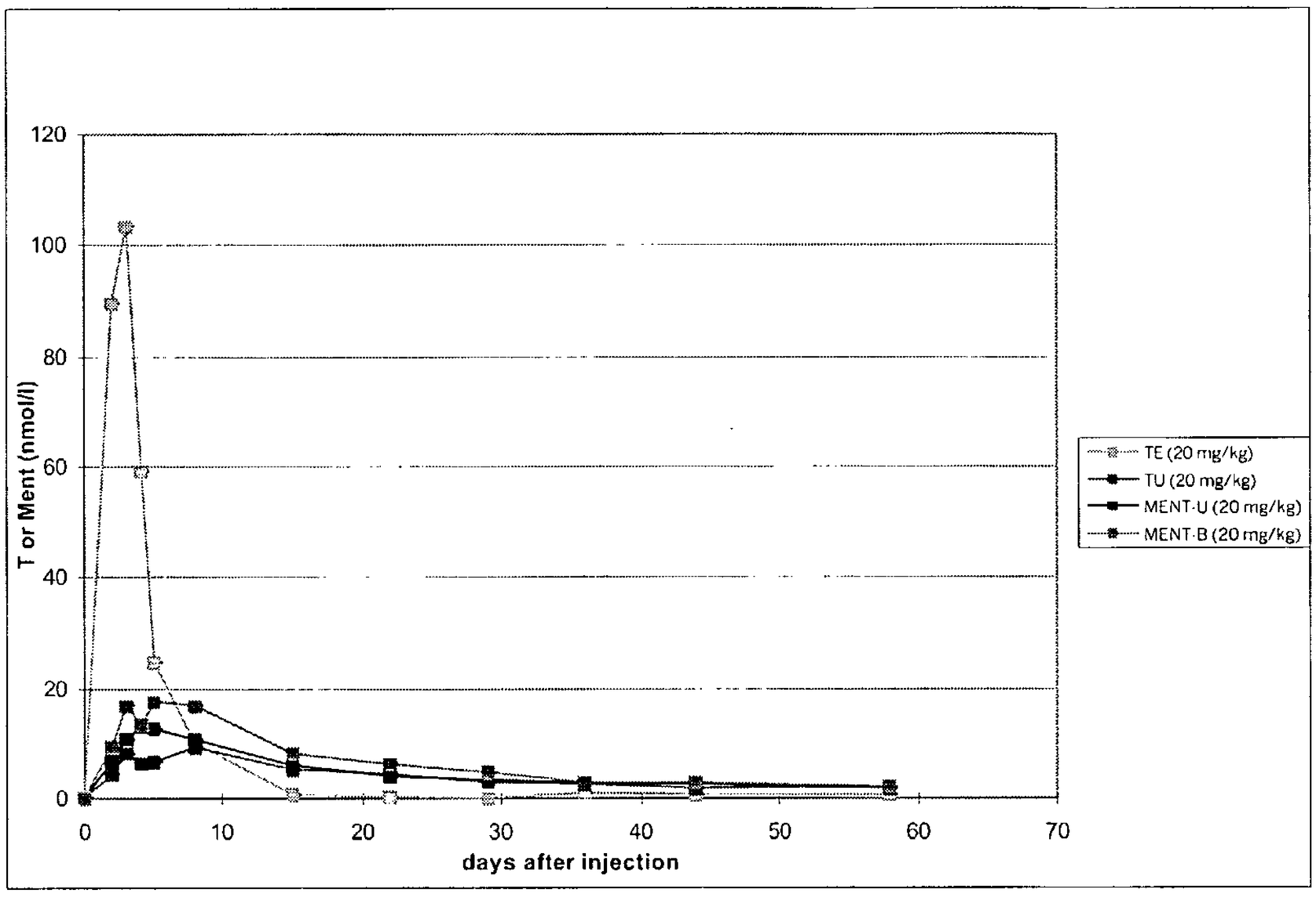
120
100
80
60
40
20
0
T or Ment (nmol/l)
0
10
20
30
40
50
60
70
days after injection
TE (20 mg/kg)
TU (20 mg/kg)
MENT-U (20 mg/kg)
MENT-B (20 mg/kg)

Figure 5

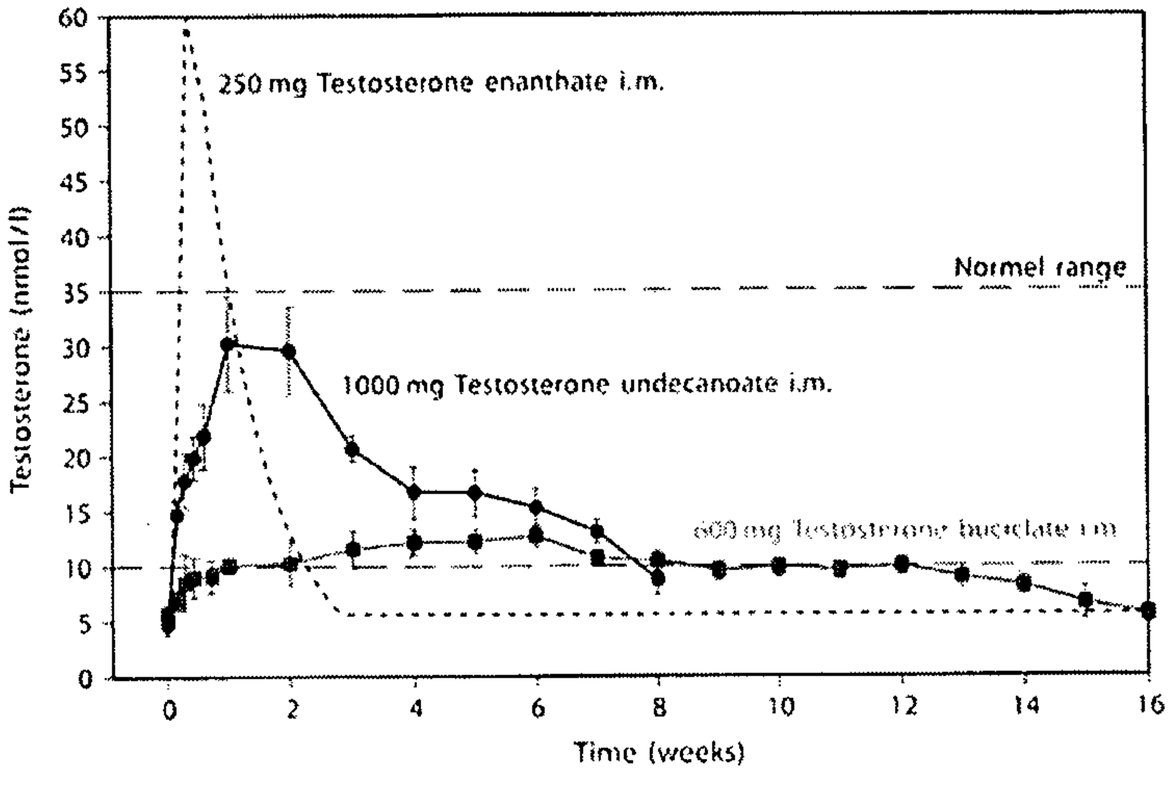
250 mg Testosterone enanthate i.m.
Normel range
1000 mg Testosterone undecanoate i.m.
Testosterone (nmol/l)
Time (weeks)
0
5
10
15
20
25
30
35
40
45
50
55
60
0
2
4
6
8
10
12
14
16

Figure 6

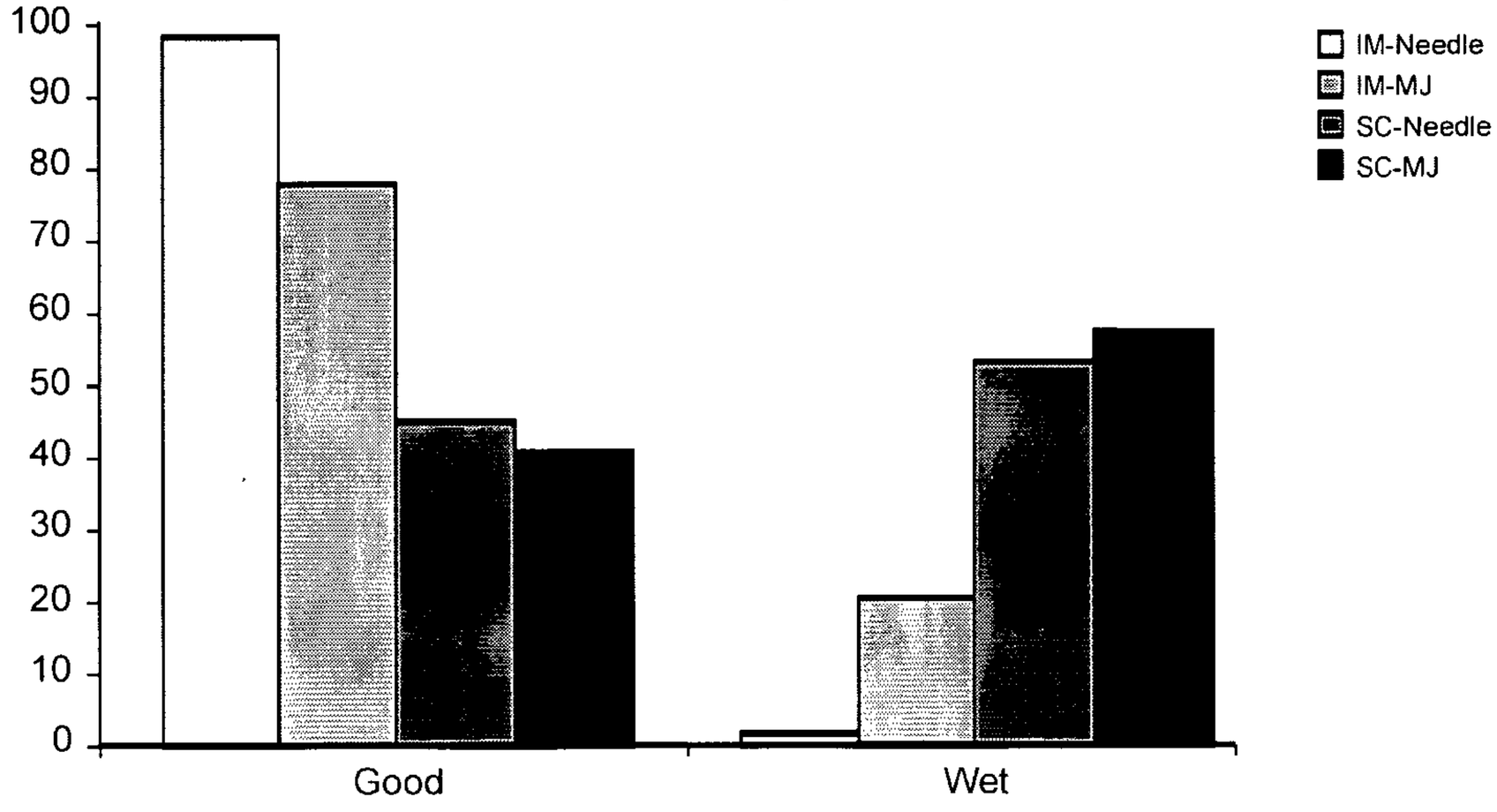
Completeness of Injection
100
90
80
70
60
50
40
30
20
10
0
Good
Wet
IM-Needle
IM-MJ
SC-Needle
SC-MJ

Figure 7


20
19 EXTREMELY INTENSE
18
17 VERY INTENSE
16 INTENSE
15
STRONG
14
13 SLIGHTLY INTENSE
12 BARELY STRONG
11 MODERATE
10
9
8 MILD
7
VERY MILD
6
5 WEAK
4 VERY WEAK
3
2
1 FAINT
0 NO PAIN SENSATION

Figure 8

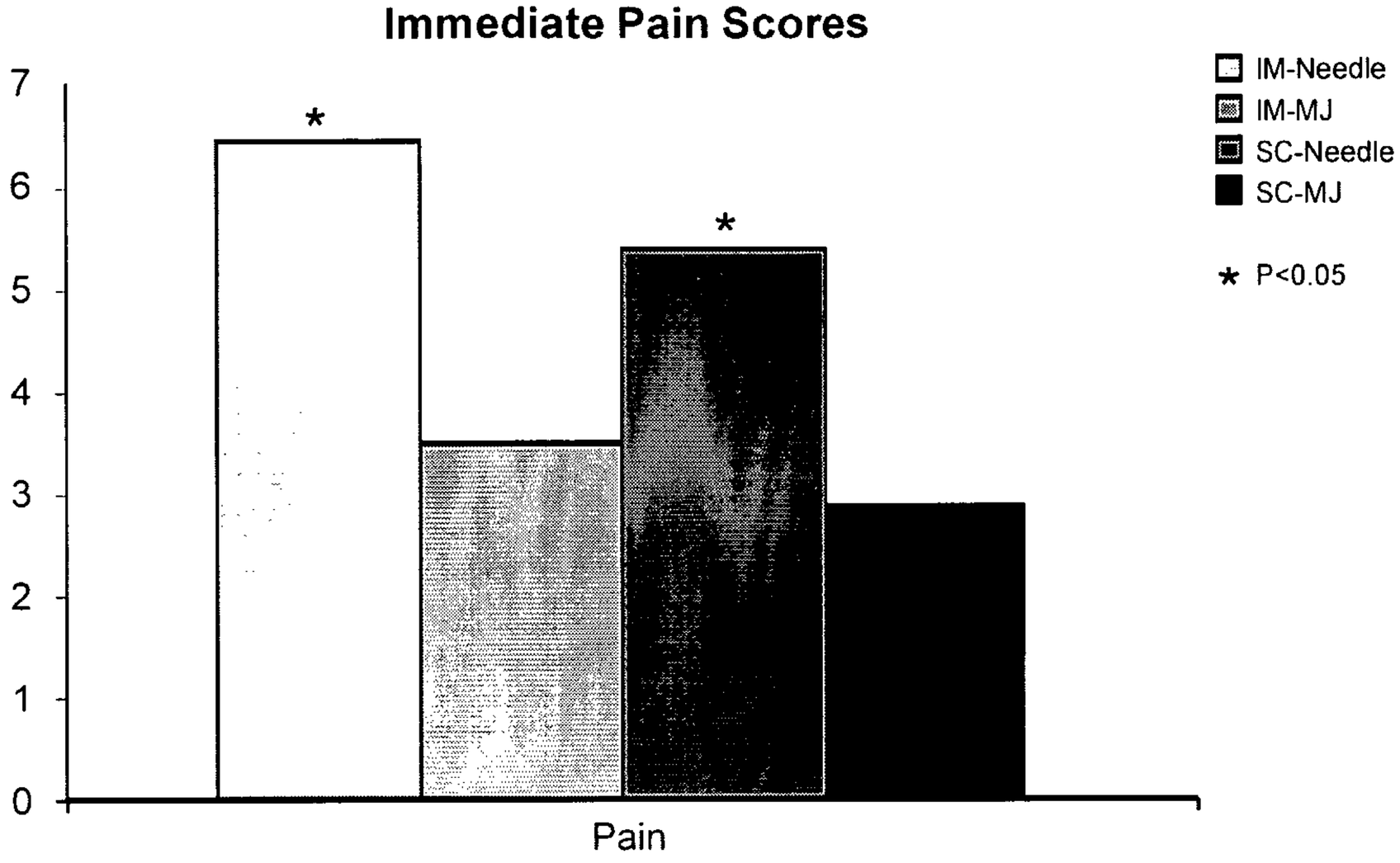
Immediate Pain Scores
7
6
5
4
3
2
1
0
*
*
Pain
IM-Needle
IM-MJ
SC-Needle
SC-MJ
* P<0.05

Figure 9

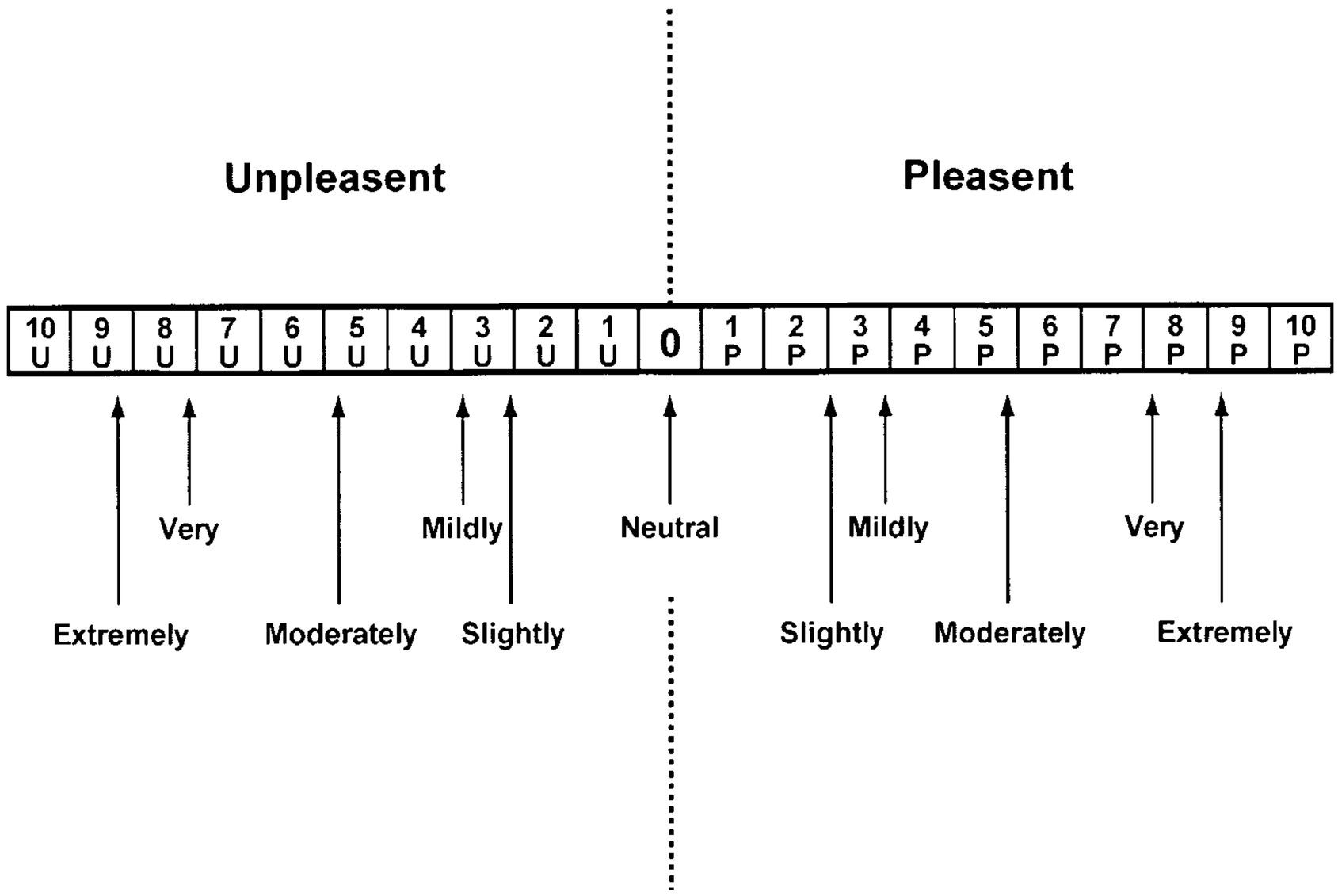
Unpleasent
Pleasent
10 U
9 U
8 U
7 U
6 U
5 U
4 U
3 U
2 U
1 U
0
1 P
2 P
3 P
4 P
5 P
6 P
7 P
8 P
9 P
10 P
Very
Mildly
Neutral
Mildly
Very
Extremely
Moderately
Slightly
Slightly
Moderately
Extremely

Figure 10

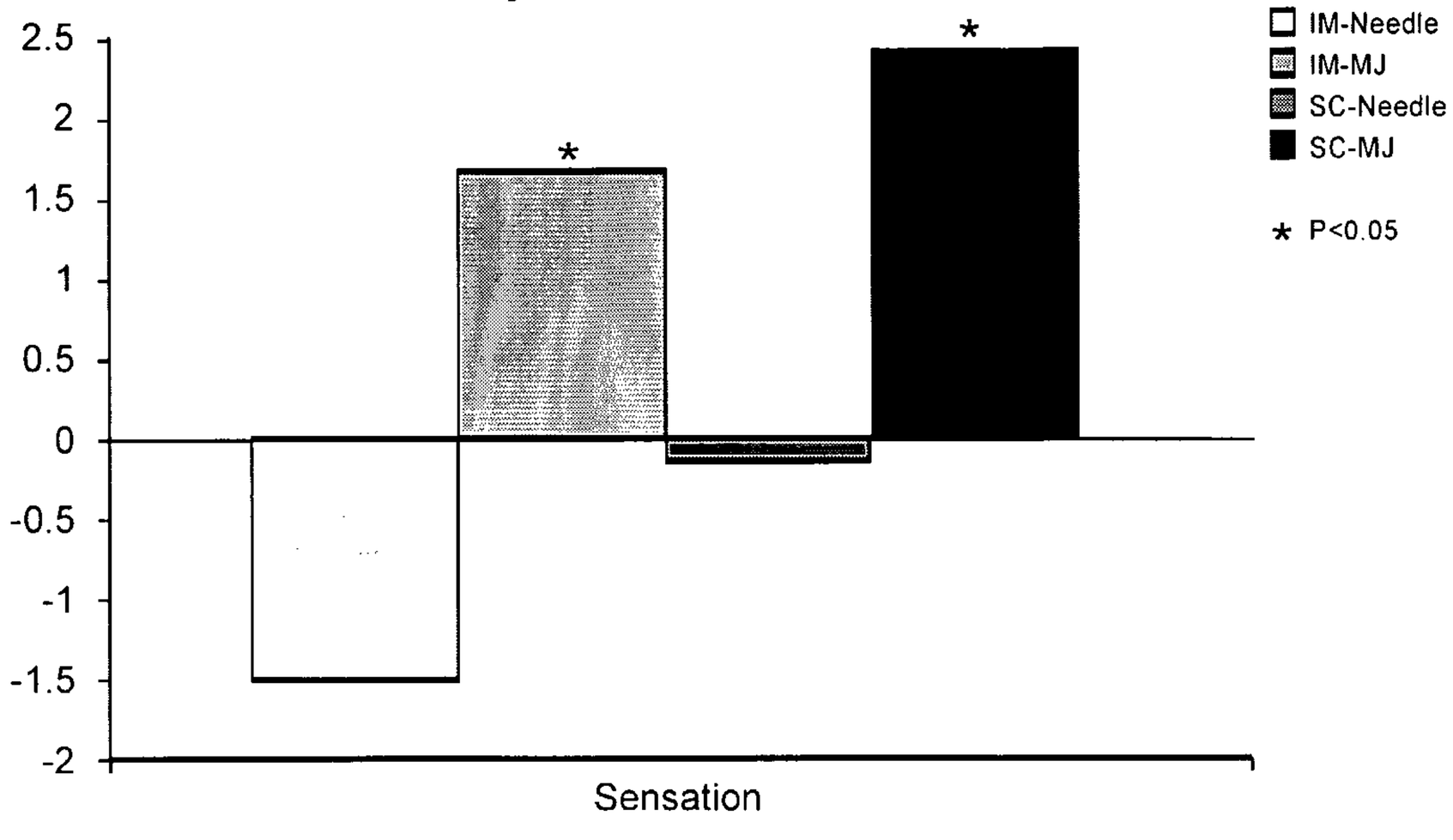
Injection Sensation
2.5
2
1.5
1
0.5
0
-0.5
-1
-1.5
-2
*
*
Sensation
IM-Needle
IM-MJ
SC-Needle
SC-MJ
* P<0.05

Figure 11

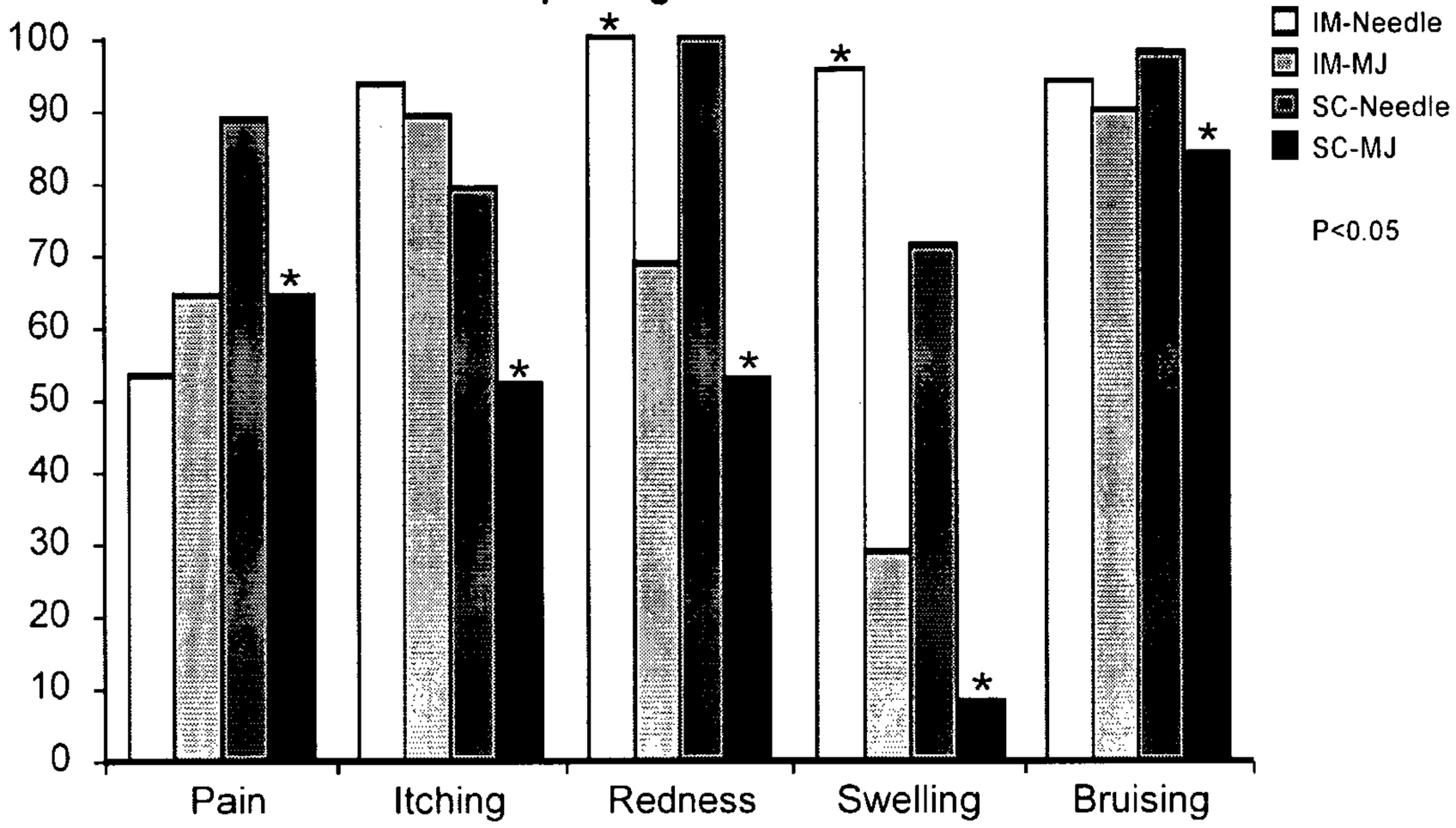
Local Site Reactions (2hr)
% Reporting No Reaction
100
90
80
70
60
50
40
30
20
10
0
Pain
Itching
Redness
Swelling
Bruising
IM-Needle
IM-MJ
SC-Needle
SC-MJ
P<0.05

Figure 12

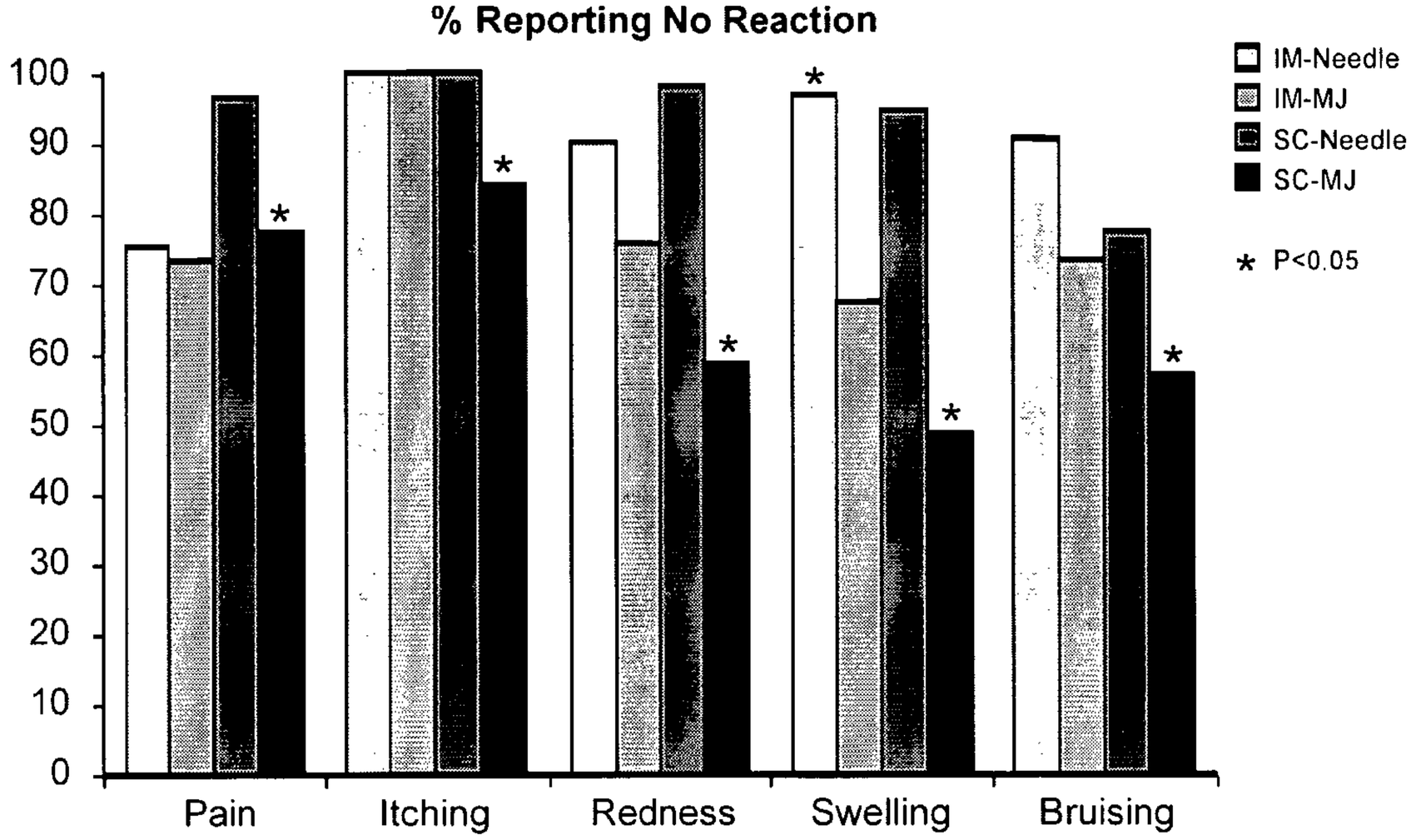
Local Site Reactions (24hr)
% Reporting No Reaction
100
90
80
70
60
50
40
30
20
10
0
Pain
Itching
Redness
Swelling
Bruising
IM-Needle
IM-MJ
SC-Needle
SC-MJ
* P<0.05

Figure 13

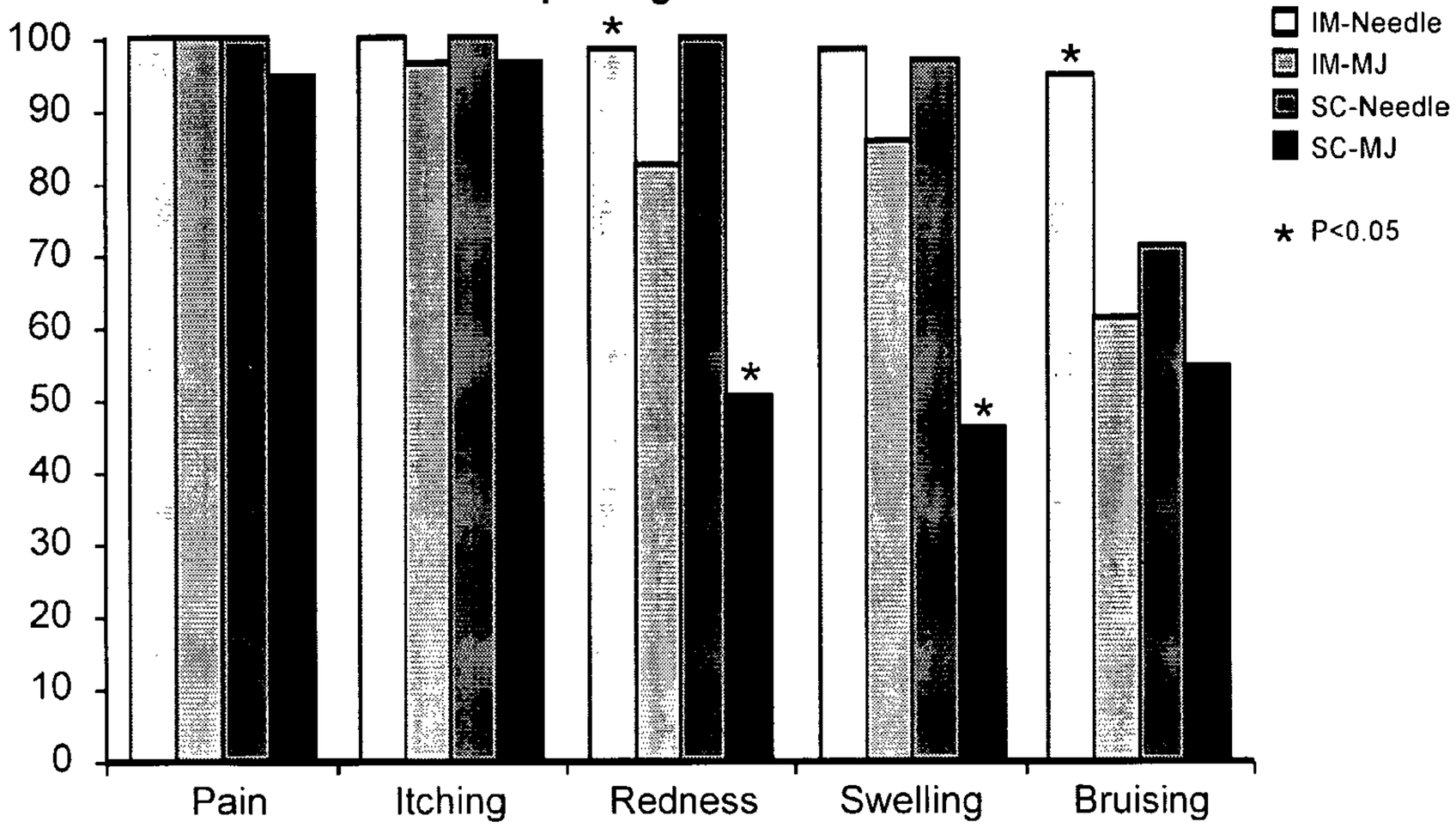
Local Site Reactions (5-7 days)
% Reporting No Reaction
100
90
80
70
60
50
40
30
20
10
0
Pain
Itching
Redness
Swelling
Bruising
IM-Needle
IM-MJ
SC-Needle
SC-MJ
* P<0.05

Figure 14

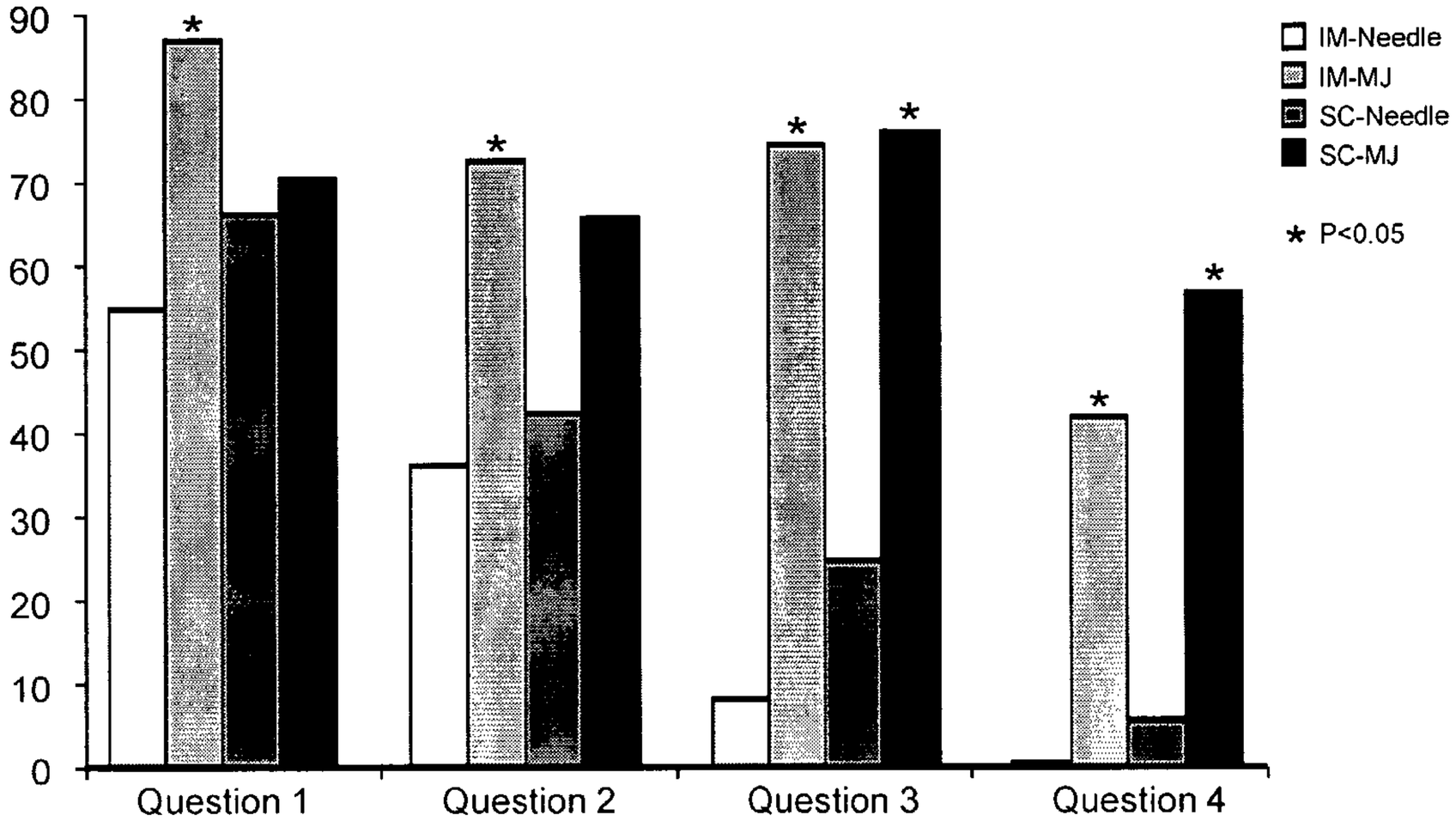
Subject Preferences
90
80
70
60
50
40
30
20
10
0
Question 1
Question 2
Question 3
Question 4
IM-Needle
IM-MJ
SC-Needle
SC-MJ
* P<0.05