

(12) STANDARD PATENT
(19) AUSTRALIAN PATENT OFFICE

(11) Application No. **AU 2014218720 B2**

(54) Title
Gamma-diketones as Wnt/beta -catenin signaling pathway activators

(51) International Patent Classification(s)
C07D 213/50 (2006.01) **A61K 31/33** (2006.01)

(21) Application No: **2014218720** (22) Date of Filing: **2014.02.21**

(87) WIPO No: **WO14/130869**

(30) Priority Data

(31)	Number	(32)	Date	(33)	Country
	61/768,033		2013.02.22		US

(43) Publication Date: **2014.08.28**

(44) Accepted Journal Date: **2018.09.27**

(71) Applicant(s)
Samumed, LLC

(72) Inventor(s)
KUMAR KC, Sunil;WALLACE, David Mark;HOOD, John;BARROGA, Charlene

(74) Agent / Attorney
Pizzseys Patent and Trade Mark Attorneys Pty Ltd, GPO Box 1374, BRISBANE, QLD, 4001, AU

(56) Related Art
US 2012/0046320 A1



(51) International Patent Classification:
A61K 31/33 (2006.01)

(21) International Application Number:
PCT/US2014/017794

(22) International Filing Date:
21 February 2014 (21.02.2014)

(25) Filing Language: English

(26) Publication Language: English

(30) Priority Data:
61/768,033 22 February 2013 (22.02.2013) US

(71) Applicant: **SAMUMED, LLC** [US/US]; 9381 Judicial Drive, Suite 160, San Diego, California 92121 (US).

(72) Inventors: **KUMAR KC, Sunil**; 10504 Clasico Court, San Diego, California 92127 (US). **WALLACE, David Mark**; 6448 Peinado Way, San Diego, California 92121 (US). **HOOD, John**; 10831 Vereda Sol del Dios, San Diego, California 92130 (US). **BARROGA, Charlene**; 8950 Costa Verde, #4237, San Diego, California 92122 (US).

(74) Agents: **FOLLETT, Angela D.** et al.; Fish & Richardson P.C., P.O. Box 1022, Minneapolis, Minnesota 55440 (US).

(81) Designated States (unless otherwise indicated, for every kind of national protection available): AE, AG, AL, AM, AO, AT, AU, AZ, BA, BB, BG, BH, BN, BR, BW, BY, BZ, CA, CH, CL, CN, CO, CR, CU, CZ, DE, DK, DM, DO, DZ, EC, EE, EG, ES, FI, GB, GD, GE, GH, GM, GT, HN, HR, HU, ID, IL, IN, IR, IS, JP, KE, KG, KN, KP, KR, KZ, LA, LC, LK, LR, LS, LT, LU, LY, MA, MD, ME, MG, MK, MN, MW, MX, MY, MZ, NA, NG, NI, NO, NZ, OM, PA, PE, PG, PH, PL, PT, QA, RO, RS, RU, RW, SA, SC, SD, SE, SG, SK, SL, SM, ST, SV, SY, TH, TJ, TM, TN, TR, TT, TZ, UA, UG, US, UZ, VC, VN, ZA, ZM, ZW.

(84) Designated States (unless otherwise indicated, for every kind of regional protection available): ARIPO (BW, GH, GM, KE, LR, LS, MW, MZ, NA, RW, SD, SL, SZ, TZ, UG, ZM, ZW), Eurasian (AM, AZ, BY, KG, KZ, RU, TJ, TM), European (AL, AT, BE, BG, CH, CY, CZ, DE, DK, EE, ES, FI, FR, GB, GR, HR, HU, IE, IS, IT, LT, LU, LV, MC, MK, MT, NL, NO, PL, PT, RO, RS, SE, SI, SK, SM, TR), OAPI (BF, BJ, CF, CG, CI, CM, GA, GN, GQ, GW, KM, ML, MR, NE, SN, TD, TG).

Published:

— with international search report (Art. 21(3))

(54) Title: GAMMA-DIKETONES AS *WNT*/BETA -CATENIN SIGNALING PATHWAY ACTIVATORS

(57) Abstract: The present disclosure provides γ -diketones or analogs thereof, that activate Wnt/ β -catenin signaling and thus treat or prevent diseases related to signal transduction, such as osteoporosis and osteoarthritis; osteogenesis imperfecta, bone defects, bone fractures, periodontal disease, otosclerosis, wound healing, craniofacial defects, oncolytic bone disease, traumatic brain injuries or spine injuries, brain atrophy/neurological disorders related to the differentiation and development of the central nervous system, including Parkinson's disease, strokes, ischemic cerebral disease, epilepsy, Alzheimer's disease, depression, bipolar disorder, schizophrenia; otic disorders like cochlear hair cell loss; eye diseases such as age related macular degeneration, diabetic macular edema or retinitis pigmentosa and diseases related to differentiation and growth of stem cell, such as hair loss, hematopoiesis related diseases and tissue regeneration related diseases.



γ -DIKETONES AS *WNT*/ β -CATENIN SIGNALING PATHWAY ACTIVATORS

CROSS-REFERENCE TO RELATED APPLICATIONS

[0001] This application claims priority to U.S. Provisional Application Serial No. 61/768,033, filed February 22, 2013, which is incorporated by reference in its entirety herein.

BACKGROUND

Technical Field

[0002] This disclosure relates to activators of one or more proteins in the Wnt pathway, including activators of one or more Wnt proteins, and compositions comprising the same. More particularly, it concerns the use of a γ -diketones or salts or analogs thereof, in the treatment of osteoporosis and osteoarthritis; osteogenesis imperfecta; bone defects; bone fractures; periodontal disease; otosclerosis; wound healing; craniofacial defects; oncolytic bone disease; traumatic brain or spine injuries; brain atrophy/neurological disorders related to the differentiation and development of the central nervous system, including Parkinson's disease, strokes, ischemic cerebral disease, epilepsy, Alzheimer's disease, depression, bipolar disorder, and schizophrenia; otic disorders like cochlear hair cell loss; eye diseases such as age related macular degeneration, diabetic macular edema or retinitis pigmentosa; and diseases related to differentiation and growth of stem cell, such as hair loss, hematopoiesis related diseases and tissue regeneration related diseases.

Background

[0003] The *Wnt*/ β -catenin signaling pathway is involved in many biological processes. For example, aberrant activation of the *Wnt*/ β -catenin pathway has led to several phenotypes, including the development of a variety of human cancers, and diseases leading to abnormal development and functioning of stem cells [*Oncogene* (2009), 28(21), 2163–2172; *Cancer Cell* (2008), 14(6), 471–484; *American Journal of Pathology* (2003), 162(5), 1495–1502]. Chronic activation of the *Wnt*/ β -catenin signaling pathway has been implicated in the development of a variety of human malignancies,

including high bone mass syndrome, sclerosteosis, colorectal carcinomas, hepatocellular carcinomas (HCCs), ovarian, uterine, pancreatic carcinomas, and melanomas [*BioEssays* (1999) 21(12), 1021–1030; *Cell* (2000), 103(2), 311–320; *Genes Dev.* (2000), 14(15), 1837–1851]. Since the *Wnt*/ β -catenin pathway is involved in a number of growth and development processes, mutation of the proteins involved in the *Wnt*/ β -catenin signal transduction system has also been linked to other human diseases such as abnormalities in development, hair follicle morphogenesis, stem cell differentiation, bone formation, and cell proliferation.

SUMMARY

[0004] The present disclosure relates to methods for increasing cell or tissue regeneration in a vertebrate patient. The disclosure relates to methods for increasing the activity of embryonic and/or adult stem cells, progenitor cells, mesenchymal progenitor/stem cells and/or differentiated cells in vivo in a vertebrate patient. The disclosure further relates to methods for increasing cell or tissue regeneration in a vertebrate patient by administering to a vertebrate patient in need thereof a compound according to Formula **I**, **II**, **III**, **IIIa**, **IIIb**, and/or **IV**, and increasing a stem cell, progenitor cell, and/or differentiated cell population in the vertebrate patient as compared to the stem cell, progenitor cell, and/or differentiated cell population in the vertebrate patient before treatment. Increasing the stem cell, progenitor cell, or differentiated cell population in the vertebrate patient can be a result of one or more of cell proliferation, cell homing, decreased apoptosis, self-renewal, and increased cell survival.

[0005] In one embodiment, the cell or tissue regeneration can occur in tissues including but not limited to, bone, chondrocytes/cartilage, muscle, skeletal muscle, cardiac muscle, pancreatic cells, endothelial cells, vascular endothelial cells, adipose cells, liver, skin, connective tissue, hematopoietic stem cells, neonatal cells, umbilical cord blood cells, fetal liver cells, adult cells, bone marrow cells, peripheral blood cells, erythroid cells, granulocyte cells, macrophage cells, granulocyte-macrophage cells, B cells, T cells, multipotent mixed lineage colony types, embryonic stem cells, mesenchymal progenitor/stem cells, mesodermal progenitor/stem cells, neural

progenitor/stem cells, or nerve cells. The vertebrate can be mammalian, avian, reptilian, amphibian, osteichthyes, or chondrichthyes.

[0006] In one embodiment, the present disclosure provides a composition for preventing or decreasing the loss of hair and/or for stimulating or increasing hair growth or regrowth in a patient, wherein the composition comprises a compound according to Formula **I**, **II**, **III**, **IIIa**, **IIIb**, and/or **IV**.

[0007] In one embodiment, the present disclosure provides a composition for preventing cochlear hair cell loss in a patient, wherein the composition comprises a compound according to Formula **I**, **II**, **III**, **IIIa**, **IIIb**, and/or **IV**.

[0008] One embodiment of the present disclosure provides a pharmaceutical composition for the treatment of a neurodegenerative disease in a patient.

[0009] For example, the neurological disorder can be Alzheimer's disease, schizophrenia or schizo-affective disorder, bipolar disorder or unipolar disorder, depression, substance abuse, neurodegenerative disease, autism or autism spectrum disorder, or a disorder resulting from neural damage such as spinal injuries or brain injuries. The neurodegenerative disease may be, for instance, amyotrophic lateral sclerosis (Lou Gehrig's disease) or Parkinson's disease. In some embodiments, the disclosure provides methods for treating a brain injury resulting from a traumatic injury or stroke.

[0010] In some embodiments, the neurological disorder is an eye disease such as age related macular degeneration, diabetic macular edema or retinitis pigmentosa.

[0011] In one embodiment, the disclosure relates to methods for (i) reducing loss of bone mass or bone density, (ii) increasing bone mass or bone density, (iii) maintaining bone mass or bone density and/or (iv) reducing loss of calcium from bone in a patient, the method comprising: administering to the patient a therapeutically effective amount of a compound according to Formula **I**, **II**, **III**, **IIIa**, **IIIb**, and/or **IV**. As used in this disclosure, the term "bone mass" and "bone density" are used interchangeably.

[0012] In one embodiment, the disclosure relates to methods for regulating osteoblast activity or osteoclast activity comprising the use of a compound according to Formula **I**, **II**, **III**, **IIIa**, **IIIb**, and/or **IV**. Osteoblast activity can be regulated by

regulating the proliferation or function of osteoblasts. The function of osteoblasts and/or osteoclasts can be regulated directly or indirectly.

[0013] In one embodiment, the method is for the treatment of a bone condition or a bone defect. For example, the bone condition being treated can include frailty, an osteoporotic fracture, a bone defect, childhood idiopathic bone loss, alveolar bone loss, mandibular bone loss, bone fracture, osteotomy, bone loss associated with periodontitis, or prosthetic ingrowth. In some embodiments, the bone condition being treated is Paget's disease. In another embodiment, the bone condition being treated is oncolytic bone disease.

[0014] In another embodiment, the disclosure relates to methods for promoting healing of bone fractures, bone defects, craniofacial defects, otosclerosis or osteogenesis imperfecta comprising: administering to a patient in need thereof a therapeutically effective amount of a compound according to Formula **I**, **II**, **III**, **IIIa**, **IIIb**, and/or **IV**.

[0015] In another embodiment, the disclosure relates to methods for bone tissue engineering comprising the use of a compound according to Formula **I**, **II**, **III**, **IIIa**, **IIIb**, and/or **IV**. In one embodiment, the cells used for bone tissue engineering are contacted with an effective amount of a compound according to Formula **I**, **II**, **III**, **IIIa**, **IIIb**, and/or **IV**.

[0016] In another embodiment, the disclosure relates to the use of a compound according to Formula **I**, **II**, **III**, **IIIa**, **IIIb**, and/or **IV** as a medicament for healing bone fractures or repairing bone defects in a mammal.

[0017] In one embodiment, the bone condition being treated is osteoporosis. For example, the osteoporosis being treated can be selected from the group consisting of: glucocorticoid-induced osteoporosis, hyperthyroidism-induced osteoporosis, immobilization-induced osteoporosis, heparin-induced osteoporosis, and immunosuppressive-induced osteoporosis.

[0018] In one embodiment, a compound according to Formula **I**, **II**, **III**, **IIIa**, **IIIb**, and/or **IV** is administered conjointly with an agent that increases bone mass or prevents the loss of bone mass. In one embodiment, the agent that increases bone mass is a growth factor, a mineral, a vitamin, a hormone, a prostaglandin, an inhibitor of 15-

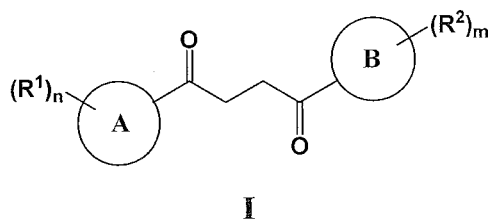
lipoxygenase, a bone morphogenic protein or another member of the TGF-beta superfamily which increases bone formation, an ACE inhibitor, a Hedgehog protein, examethasone, calcitonin, or an active fragment thereof. In one embodiment, the agent that prevents the loss of bone mass is progestin, estrogen, an estrogen/progestin combinations, estrone, estriol, 17 α - or 17 β -ethynyl estradiol, SB242784, polyphosphonates, bisphosphonates, or an active fragment thereof.

[0019] In one embodiment of the disclosure, a compound according to Formula **I**, **II**, **III**, **IIIa**, **IIIb**, and/or **IV**, is administered to a patient in need thereof to enhance proliferation of intestinal epithelium, for the treatment, or as a therapeutic adjunct in the treatment, of diseases that compromise the intestinal epithelia, including inflammatory bowel diseases, mucositis (oral and gastrointestinal) and Celiac disease.

[0020] In another embodiment, the disclosure relates to methods for organ tissue engineering comprising the use of a compound according to Formula **I**, **II**, **III**, **IIIa**, **IIIb**, and/or **IV**. In one embodiment the cells used for organ tissue engineering are contacted with an effective amount of a compound according to Formula **I**, **II**, **III**, **IIIa**, **IIIb**, and/or **IV**.

[0021] Some embodiments disclosed herein include a *Wnt*/ β -catenin signaling pathway activator containing a γ -diketone core. Other embodiments disclosed herein include pharmaceutical compositions and methods of treatment using one or more of the compounds provided herein.

[0022] One embodiment of a *Wnt*/ β -catenin signaling pathway activator disclosed herein includes compounds of Formula **I**:



or a pharmaceutically acceptable salt thereof.

[0023] In some embodiments of Formula **I**:

Ring A is a 7-12 membered heteroaryl, with the proviso that a carbon atom on the ring is attached to the carbonyl carbon;

Ring B is selected from the group consisting of phenyl and a 5-6 membered heteroaryl, with the proviso that a carbon atom on the ring is attached to the carbonyl carbon;

R^1 is a substituent attached to Ring A and is independently selected at each occurrence from the group consisting of H, unsubstituted $-C_{1-6}$ alkyl, $-C_{1-3}$ haloalkyl, halide, $-OR^3$, CF_3 , and CN;

R^2 is a substituent attached to Ring B and is independently selected at each occurrence from the group consisting of H, unsubstituted $-C_{1-6}$ alkyl, $-CH_2OH$, $-CH_2N(R^{3b})_2$, $-C_{1-3}$ haloalkyl, halide, $-OR^3$, CF_3 , and CN;

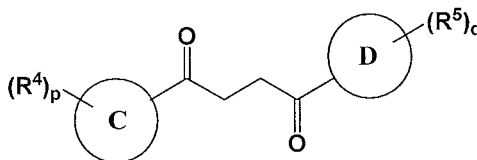
each R^3 is independently selected from the group consisting of H, unsubstituted $-C_{1-6}$ alkyl, $-C_{1-3}$ haloalkyl, and CF_3 ;

each R^{3b} is independently selected from the group consisting of H and unsubstituted $-C_{1-3}$ alkyl;

each n is an integer of 1 to 10; and

each m is an integer of 1 to 5.

[0024] Another embodiment of a *Wnt*/ β -catenin signaling pathway activator disclosed herein includes compounds of Formula II:



II

or a pharmaceutically acceptable salt thereof.

[0025] In some embodiments of Formula II:

Ring C is a 5-6 membered heteroaryl, with the proviso that a carbon atom on the ring is attached to the carbonyl carbon;

Ring D is selected from the group consisting of phenyl and a 5-6 membered heteroaryl, with the proviso that a carbon atom on the ring is attached to the carbonyl carbon;

R^4 is a substituent attached to Ring C and is independently selected at each occurrence from the group consisting of H, unsubstituted $-C_{1-6}$ alkyl, $-C_{1-3}$ haloalkyl, halide, $-OR^6$, CF_3 , and CN;

R^5 is a substituent attached to Ring D and is independently selected at each occurrence from the group consisting of H, unsubstituted $-C_{1-6}$ alkyl, $-CH_2OH$, $-CH_2N(R^{6b})_2$, $-C_{1-3}$ haloalkyl, halide, $-OR^6$, CF_3 , and CN;

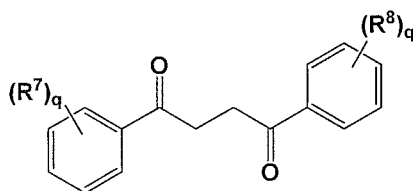
each R^6 is independently selected from the group consisting of H, unsubstituted $-C_{1-6}$ alkyl, $-C_{1-3}$ haloalkyl, and CF_3 ;

each R^{6b} is independently selected from the group consisting of H and unsubstituted $-C_{1-3}$ alkyl;

each q is an integer of 1 to 4; and

each p is an integer of 1 to 5.

[0026] Another embodiment of a *Wnt*/ β -catenin signaling pathway activator disclosed herein includes compounds of Formula **III**:



III

or a pharmaceutically acceptable salt thereof.

[0027] In some embodiments of Formula **III**:

R^7 is a substituent attached to the phenyl ring and is independently selected at each occurrence from the group consisting of unsubstituted $-C_{1-6}$ alkyl, $-CH_2OH$, $-CH_2N(R^{9a})_2$, $-C_{1-3}$ haloalkyl, halide, $-OR^9$, CF_3 , and CN;

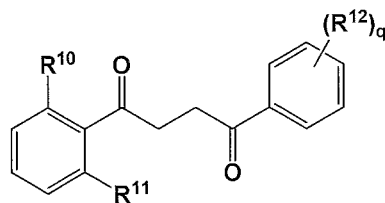
R^8 is a substituent attached to the phenyl ring and is independently selected at each occurrence from the group consisting of H, unsubstituted $-C_{1-6}$ alkyl, $-CH_2OH$, $-CH_2N(R^{9a})_2$, $-C_{1-3}$ haloalkyl, halide, $-OR^9$, CF_3 , and CN;

each R^9 is independently selected from the group consisting of H, unsubstituted $-C_{1-6}$ alkyl, $-C_{1-3}$ haloalkyl and CF_3 ;

each R^{9a} is independently selected from the group consisting of H and unsubstituted $-C_{1-3}$ alkyl; and

each q is an integer of 1 to 5.

[0028] Another embodiment of a *Wnt*/ β -catenin signaling pathway activator disclosed herein includes compounds of Formula **IIIa**:

**IIIa**

or a pharmaceutically acceptable salt thereof.

[0029] In some embodiments of Formula **IIIa**:

R^{10} is selected from the group consisting of H, unsubstituted $-C_{1-6}$ alkyl, $-C_{1-3}$ haloalkyl, halide, $-OR^{13}$, CF_3 , and CN;

R^{11} is selected from the group consisting of unsubstituted $-C_{1-6}$ alkyl, $-CH_2OH$, $-CH_2N(R^{13b})_2$, $-C_{1-3}$ haloalkyl, halide, $-OR^{13}$, CF_3 , and CN;

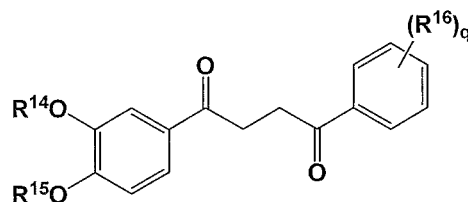
R^{12} is a substituent attached to the phenyl ring and is independently selected at each occurrence from the group consisting of H, unsubstituted $-C_{1-6}$ alkyl, $-CH_2OH$, $-CH_2N(R^{13b})_2$, $-C_{1-3}$ haloalkyl, halide, $-OR^{13}$, CF_3 , and CN;

each R^{13} is independently selected from the group consisting of unsubstituted $-C_{1-6}$ alkyl, $-C_{1-3}$ haloalkyl, and CF_3 ;

each R^{13b} is independently selected from the group consisting of H and unsubstituted $-C_{1-3}$ alkyl; and

each q is an integer of 1 to 5.

[0030] Another embodiment of a *Wnt*/ β -catenin signaling pathway activator disclosed herein includes compounds of Formula **IIIb**:

**IIIb**

or a pharmaceutically acceptable salt thereof.

[0031] In some embodiments of Formula **IIIb**:

R^{14} is selected from the group consisting of unsubstituted $-C_{1-6}$ alkyl, $-C_{1-3}$ haloalkyl, and CF_3 ;

R^{15} is selected from the group consisting of unsubstituted $-C_{1-6}$ alkyl, $-C_{1-3}$ haloalkyl, and CF_3 ;

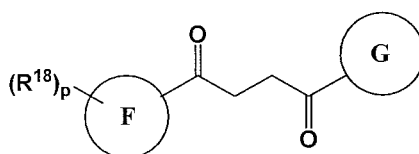
R^{16} is a substituent attached to the phenyl ring and is independently selected at each occurrence from the group consisting of H, unsubstituted $-C_{1-6}$ alkyl, CH_2OH , $-CH_2N(R^{17b})_2$, $-C_{1-3}$ haloalkyl, halide, $-OR^{17}$, CF_3 , and CN;

each R^{17} is independently selected from the group consisting of unsubstituted $-C_{1-6}$ alkyl, $-C_{1-3}$ haloalkyl, and CF_3 ;

each R^{17b} is independently selected from the group consisting of H and unsubstituted $-C_{1-3}$ alkyl; and

each q is an integer of 1 to 5.

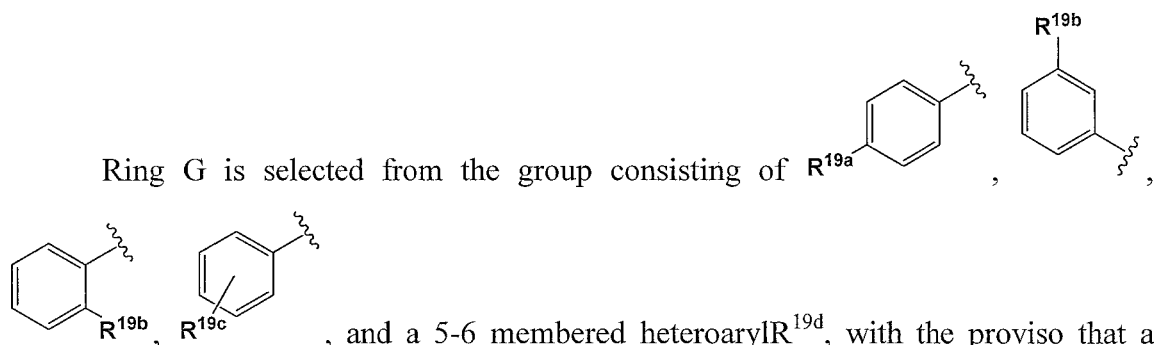
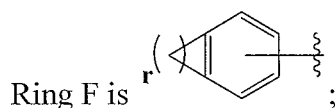
[0032] Another embodiment of a *Wnt*/ β -catenin signaling pathway activator disclosed herein includes compounds of Formula **IV**:



IV

or a pharmaceutically acceptable salt thereof.

[0033] In some embodiments of Formula **IV**:



each R^{18} is a substituent attached to Ring F and is independently selected at each occurrence from the group consisting of H, $-C_{1-3}$ haloalkyl, halide, $-OR^{20}$, CF_3 , and CN;

R^{19a} is a substituent attached to the para position of phenyl and is selected from the group consisting of H, unsubstituted -C₂₋₆ alkyl, -CH₂OH, -CH₂N(R²¹)₂, -C₁₋₃ haloalkyl, F, Br, I, -OR²⁰, CF₃, and CN;

R^{19b} is a substituent attached to the meta or ortho position of phenyl and is selected from the group consisting of H, unsubstituted -C₂₋₆ alkyl, -CH₂OH, -CH₂N(R²¹)₂, -C₁₋₃ haloalkyl, halide, -OR²⁰, CF₃, and CN;

R^{19c} is 2-5 substituents, each attached to the phenyl and are independently selected at each occurrence from the group consisting of H, -CH₂OH, -CH₂N(R²¹)₂, -C₁₋₃ haloalkyl, halide, -OR²⁰, CF₃, and CN;

R^{19d} is 1-4 substituents, each attached to the heteroaryl ring and is independently selected at each occurrence from the group consisting of H, -CH₂OH, -CH₂N(R²¹)₂, -C₁₋₃ haloalkyl, halide, -OR²⁰, CF₃, and CN;

each R²⁰ is independently selected from the group consisting of H, unsubstituted -C₃₋₆ alkyl, -C₁₋₃ haloalkyl, and CF₃;

each R²¹ is independently selected from the group consisting of H and unsubstituted -C₁₋₃ alkyl;

p is an integer of 1 to 13; and

r is an integer of 1 to 5.

[0034] Some embodiments include stereoisomers of a compound of Formula **I**, **II**, **III**, **IIIa**, and/or **IIIb**.

[0035] Some embodiments include prodrugs of a compound of Formula **I**, **II**, **III**, **IIIa**, and/or **IIIb**. For example, prodrugs of a compound of Formula **I**, **II**, **III**, **IIIa**, and/or **IIIb** can be prodrug polymer conjugates for delayed release or extended release.

[0036] Also provided herein are pharmaceutical compositions comprising a compound of Formula **I**, **II**, **III**, **IIIa**, and/or **IIIb** and a pharmaceutically acceptable carrier, diluent, or excipient.

[0037] Some embodiments of the present disclosure include methods to prepare compounds of Formula **I**, **II**, **III**, **IIIa**, and/or **IIIb**.

[0038] It is to be understood that both the foregoing general description and the following detailed description are exemplary and explanatory only and are not restrictive of the invention, as claimed.

DETAILED DESCRIPTION

[0039] Provided herein are γ -diketones capable of activating the *Wnt*/ β -catenin signaling pathway. The *Wnt*/ β -catenin signaling pathway has been found to play a role in the differentiation and development of nerve cells for the central nervous system, bone formation, hair follicle development and regeneration, and stimulation of stem cell growth, maintenance and differentiation.

[0040] The present disclosure relates to methods for increasing cell or tissue regeneration in a vertebrate patient. The disclosure relates to methods for increasing the activity of embryonic and/or adult stem cells, progenitor cells, mesenchymal progenitor/stem cells, or differentiated cells in vivo in a vertebrate patient. The disclosure further relates to methods for increasing cell or tissue regeneration by administering a compound according to Formula I, Ia, Ib, Ic, Id, Ie, If, Ig, Ih, Ii, II, IIa, IIb, IIc, IId, IIe, IIf, III, IIIa, IIIb, IIIc, IIId, and/or IV to a vertebrate patient in need thereof, and increasing a stem cell, progenitor cell population, or differentiated cell in the vertebrate patient compared to the stem cell or progenitor cell, or differentiated cell population in the vertebrate patient before treatment. In some embodiments, a method for increasing stem cell or progenitor cell population can be used to repair or replace damaged tissue in a vertebrate patient, wherein the cell or tissue regeneration occurs in bone, chondrocytes/cartilage, muscle, skeletal muscle, cardiac muscle, pancreatic cells, endothelial cells, vascular endothelial cells, adipose cells, liver, skin, connective tissue, hematopoietic stem cells, neonatal cells, umbilical cord blood cells, fetal liver cells, adult cells, bone marrow cells, peripheral blood cells, erythroid cells, granulocyte cells, macrophage cells, granulocyte-macrophage cells, B cells, T cells, multipotent mixed lineage colony types, embryonic stem cells, mesenchymal progenitor/stem cells, mesodermal progenitor/stem cells, neural progenitor/stem cells, or nerve cells.

Hair Growth

[0041] Compositions comprising one or more compounds according to Formula I, Ia, Ib, Ic, Id, Ie, If, Ig, Ih, Ii, II, IIa, IIb, IIc, IId, IIe, IIf, III, IIIa, IIIb, IIIc, IIId, and/or IV can be used to promote hair growth.

[0042] “Promoting hair growth” refers to maintaining, inducing, stimulating, accelerating, or revitalizing the growth of hair.

[0043] The methods of the present disclosure can be useful in the treatment of alopecia in mammals, and as such may be used to promote, increase, or assist in the growth of hair. Patients may be male or female. The term alopecia refers to both the complete absence of hair in skin which typically exhibits hair growth, as well as to a loss or diminution in the amount of hair. Multiple types and causes of alopecia are recognized in humans, including male pattern baldness, chemotherapy induced hair loss, congenital alopecia, and alopecia areata. The treatment of alopecia can include the treatment of skin with a total absence of hair growth as well as the treatment of skin having reduced or patchy hair growth. Successful treatment results in an increased number of hairs.

[0044] Patients to be treated according to the disclosure include human patients as well as other mammalian patients, such as dogs, cats, mice, rats, goats, llamas, minks, seals, beavers, ermines, and sheep. Patients can be treated for hair loss or to enhance the growth of hair, for example to increase wool or pelt production.

[0045] “Treating alopecia” refers to (i) preventing alopecia in an animal which may be predisposed to alopecia, (ii) inhibiting, retarding or reducing alopecia, (iii) promoting hair growth, and/or (iv) prolonging the anagen phase of the hair cycle.

[0046] A method for promoting hair growth in accordance with the present disclosure can include applying an effective amount of a compound according to Formula I, Ia, Ib, Ic, Id, Ie, If, Ig, Ih, Ii, II, IIa, IIb, IIc, IId, IIe, IIIf, III, IIIa, IIIb, IIIc, IIId, and/or IV, or a pharmacologically acceptable salt thereof, to the skin of mammals. For example, the compound can be applied to a human scalp.

Cochlear hair cell loss

[0047] Compositions comprising one or more compounds according to Formula I, Ia, Ib, Ic, Id, Ie, If, Ig, Ih, Ii, II, IIa, IIb, IIc, IId, IIe, IIIf, III, IIIa, IIIb, IIIc, IIId, and/or IV can be used to promote regeneration of lost or damaged sensory hair cells.

[0048] “Promoting the regeneration of sensory hair cells” refers to maintaining, inducing, stimulating, accelerating, or revitalizing the growth of sensory hair cells.

[0049] The methods of the present disclosure are useful in the treatment of presbycusis in mammals, and as such may be used to promote, increase, or assist in the growth of cochlea hair cells. Mammalian cochlear hair cells come in two anatomically and functionally distinct types: the outer and inner hair cells. Patients may be male or female. Presbycusis can be caused by the slow loss of hearing that occurs as a result of ageing, after repeated exposure to loud noises, or as a symptom of certain medical conditions or medications. Multiple types and causes of presbycusis are recognized in humans, including, for example, arteriosclerosis (may diminish vascularity of the cochlea, thereby reducing its oxygen supply), diabetes mellitus (may cause vasculitis and endothelial proliferation in the blood vessels of the cochlea, thereby reducing its blood supply), poor diet (increased intake of saturated fat may accelerate atherosclerotic changes), stress, heart disease, diabetes blood vessel complications, high blood pressure, smoking (postulated to accentuate atherosclerotic changes in blood vessels), and viral or bacterial infections. Drugs, medications, substances, or toxins that can cause presbycusis as a symptom include, for example, aminoglycosides (gentamycin, streptomycin, etc.) and other antibiotics (macrolides and vancomycin), antineoplastic agents (platinum-based compounds cisplatin and carboplatin), salicylates (aspirin), quinine, and loop diuretics (ethacrynic acid, furosemide, bumetanide, etc.).

[0050] The term treating presbycusis refers to both the treatment of patients with total hearing loss as well as partial hearing loss. Successful treatment results in an improvement in a patient's hearing.

[0051] A method for promoting the regeneration of sensory hair cells in accordance with the present disclosure can include applying an effective amount of a compound according to Formula I, **Ia, Ib, Ic, Id, Ie, If, Ig, Ih, Ii, II, IIa, IIb, IIc, IId, IIe, IIf, III, IIIa, IIIb, IIIc, IIId**, and/or **IV**, or a pharmacologically acceptable salt thereof, in the ear of mammals. For example, the compound may be applied to the inner ear, or via intratympanic injection to the round window membrane or vicinity of the round window membrane.

Neurological Disorder

[0052] Compounds according to the present disclosure can modulate the cellular fate of neural stem cells and promote the differentiation of these neural precursors to functional neurons and glial cells.

[0053] Compositions comprising one or more compounds according to Formula **I**, **Ia**, **Ib**, **Ic**, **Id**, **Ie**, **If**, **Ig**, **Ih**, **Ii**, **II**, **IIa**, **IIb**, **IIc**, **IId**, **IIf**, **III**, **IIIa**, **IIIb**, **IIIc**, **IIId**, and/or **IV** can be used to treat neurodegenerative diseases.

[0054] Non-limiting examples of neurodegenerative diseases include Alzheimer's disease, schizophrenia or schizo-affective disorder, bipolar disorder or unipolar disorder, depression, substance abuse, neurodegenerative disease, autism or autism spectrum disorder, or a disorder resulting from neural damage such as spinal injuries or brain injuries. The neurodegenerative disease may be, for instance, amyotrophic lateral sclerosis (Lou Gehrig's disease) or Parkinson's disease.

[0055] Other non-limiting examples of neurodegenerative diseases include eye diseases including, but not limited to, wet age-related macular degeneration, dry age-related macular degeneration, geographic atrophy, diabetic retinopathy, diabetic macular edema, retinal detachment, retinal degeneration, retinal vein occlusion, retinopathy of prematurity, retinitis pigmentosa, retinopathies, Leber congenital amaurosis and glaucoma.

[0056] The disclosure also provides methods for treating brain injury resulting from a traumatic injury or stroke.

[0057] Another aspect of the disclosure is a method for enhancing neural progenitor proliferation and differentiation by contacting a neural progenitor cell with a compound according to Formula **I**, **Ia**, **Ib**, **Ic**, **Id**, **Ie**, **If**, **Ig**, **Ih**, **Ii**, **II**, **IIa**, **IIb**, **IIc**, **IId**, **IIe**, **IIf**, **III**, **IIIa**, **IIIb**, **IIIc**, **IIId**, and/or **IV** in an effective amount to enhance neural progenitor proliferation and differentiation.

[0058] In one aspect the disclosure provides a method for enhancing nerve generation, by contacting a nerve with a compound according to Formula **I**, **Ia**, **Ib**, **Ic**, **Id**, **Ie**, **If**, **Ig**, **Ih**, **Ii**, **II**, **IIa**, **IIb**, **IIc**, **IId**, **IIe**, **IIIf**, **III**, **IIIa**, **IIIb**, **IIIc**, **IIId**, and/or **IV** in an effective amount to enhance nerve generation.

[0059] In another aspect, the present disclosure provides a method for treating a neurodegenerative disease in a patient requiring such treatment, which comprises administering an effective amount of a compound of Formula I, Ia, Ib, Ic, Id, Ie, If, Ig, Ih, Ii, II, IIa, IIb, IIc, IId, IId, IId, IId, and/or IV, or a pharmaceutically acceptable salt thereof.

[0060] The compounds according to the present disclosure may be administered alone or in combination with another active agent. In one embodiment, a compound provided herein can be co-administered with an acetylcholinesterase inhibitor (e.g. Aricept) for Alzheimer's disease or L-DOPA for Parkinson disease.

Bone Formation

[0061] Compositions comprising one or more compounds of Formula I, Ia, Ib, Ic, Id, Ie, If, Ig, Ih, Ii, II, IIa, IIb, IIc, IId, IId, IId, IId, and/or IV can be used to treat, prevent or alleviate bone conditions. The present disclosure provides methods for (i) reducing loss of bone mass, (ii) increasing bone mass, (iii) maintaining bone mass, and/or (iv) reducing loss of calcium from bone, comprising: administering to a patient in need thereof a therapeutically effective amount of a compound according to Formula I, Ia, Ib, Ic, Id, Ie, If, Ig, Ih, Ii, II, IIa, IIb, IIc, IId, IId, IId, IId, and/or IV. The method could be used for treating, preventing, or delaying a bone condition. The disclosure further provides a method for promoting the healing of bone fractures or bone defects comprising: administering to a patient a therapeutically effective amount of a compound according to Formula I, Ia, Ib, Ic, Id, Ie, If, Ig, Ih, Ii, II, IIa, IIb, IIc, IId, IId, IId, IId, and/or IV. Any of the above mentioned methods can involve the conjoint administration of an agent that increases bone mass or prevents the loss of bone mass.

[0062] The disclosure also provides for the use of a compound according to Formula I, Ia, Ib, Ic, Id, Ie, If, Ig, Ih, Ii, II, IIa, IIb, IIc, IId, IId, IId, IId, and/or IV as a medicament for treating, preventing or delaying a bone condition.

[0063] As used herein, the term "bone condition" includes any condition where it is desirable to increase bone mass or bone density and/or prevent the loss of bone mass or bone density. A bone condition includes any condition that increases

osteoclast number, increases osteoclast activity, increases bone resorption, increases marrow fibrosis, or alters the calcium content of bone.

[0064] Non-limiting examples of bone conditions include metabolic bone conditions such as renal osteodystrophy, primary forms of osteoporosis (e.g., postmenopausal and senile osteoporosis), and secondary forms of osteoporosis that develop as a result of an underlying disease state. For example, osteoporosis can develop in patients that have endocrine disorders such as hyperparathyroidism, hypo- and hyperthyroidism, hypogonadism, hypercalcemia due to malignancy, pituitary tumors, type I diabetes, or Addison's disease. Neoplasias such as multiple myeloma and carcinomatosis also can lead to development of osteoporosis. In addition, gastrointestinal problems such as malnutrition, malabsorption, hepatic insufficiency, and vitamin C or D deficiencies, and chronic administration of drugs such as anticoagulants, chemotherapeutics, corticosteroids, anticonvulsants, and alcohol can lead to development of osteoporosis.

[0065] Non-limiting examples of bone conditions also include osteonecrosis, osteoarthritis, rheumatoid arthritis, Paget's disease, osteogenesis imperfecta, chronic hyperparathyroidism, hyperthyroidism, Gorham-Stout disease, McCune-Albright syndrome, and alveolar ridge bone loss.

[0066] Bone conditions can also include, without limitation, conditions resulting in bone loss, for example, cancers and tumors (such as osteosarcoma and multiple myeloma), renal disease (including acute renal failure, chronic renal failure, renal bone dystrophy and renal reperfusion injury), kidney disease, and premature ovarian failure.

[0067] Endocrine disorders, vitamin deficiencies and viral infections also can lead to the development of bone conditions that can be treated as described herein. An example of a bone condition caused by a nutritional disorder is osteomalacia, a nutritional disorder caused by a deficiency of vitamin D and calcium. It is referred to as "rickets" in children, and "osteomalacia" in adults. It is marked by a softening of the bones (due to impaired mineralization, with excess accumulation of osteoid), pain, tenderness, muscle wasting and weakness, anorexia, and overall weight loss. It can result from malnutrition,

repeated pregnancies and lactation (exhausting or depleting vitamin D and calcium stores), and vitamin D resistance.

[0068] Bone conditions include conditions resulting from the treatment of a patient with drugs, for example the osteopenia resulting from the treatment with Cyclosporin A or FK506.

[0069] Bone conditions also include bone fractures, bone trauma, conditions associated with post-traumatic bone surgery, post-prosthetic joint surgery, post-plastic bone surgery, post-dental surgery, bone chemotherapy, post-dental surgery, and bone radiotherapy. Fractures include all types of microscopic and macroscopic fractures. Examples of fractures includes avulsion fracture, comminuted fracture, transverse fracture, oblique fracture, spiral fracture, segmental fracture, displaced fracture, impacted fracture, greenstick fracture, torus fracture, fatigue fracture, intra-articular fracture (epiphyseal fracture), closed fracture (simple fracture), open fracture (compound fracture), and occult fracture.

[0070] Other non-limiting examples of bone conditions include bone deformation, spinal deformation, prosthesis loosening, bone dysplasia, scoliosis, periodontal disease and defects, tooth repair, and fibrous osteitis.

[0071] The disclosure also provides a method for treating a patient with a therapeutically effective amount of a compound according to Formula **I**, **Ia**, **Ib**, **Ic**, **Id**, **Ie**, **If**, **Ig**, **Ih**, **Ii**, **II**, **IIa**, **IIb**, **IIc**, **IId**, **IIe**, **IIf**, **III**, **IIIa**, **IIIb**, **IIIc**, **IIId**, and/or **IV**, wherein the patient is in need of bone repair following surgery, such as cranio-maxillofacial repair following tumor removal, surgical bone reconstruction following traumatic injury, repair of hereditary or other physical abnormalities, and promotion of bone healing in plastic surgery.

[0072] The disclosure also provides a method for treating a patient with a therapeutically effective amount of a compound according to Formula I, **Ia, Ib, Ic, Id, Ie, If, Ig, Ih, Ii, II, IIa, IIb, IIc, IId, IId, IIe, IIIf, III, IIIa, IIIb, IIIc, IIId**, and/or **IV**, wherein the patient is in need of bone repair after receiving an implant (including joint replacements and dental implants), prosthesis or a bone graft.

[0073] The disclosure also provides a method for treating a patient with a therapeutically effective amount of a compound according to Formula I, **Ia**, **Ib**, **Ic**, **Id**, **Ie**,

[0074] The disclosure also provides a method for treating a patient with a therapeutically effective amount of a compound according to Formula **I**, **Ia**, **Ib**, **Ic**, **Id**, **Ie**, **If**, **Ig**, **Ih**, **Ii**, **II**, **IIa**, **IIb**, **IIc**, **IId**, **IIe**, **IIf**, **III**, **IIIa**, **IIIb**, **IIIc**, **IIId**, and/or **IV**, wherein the patient is affected by a disease selected from arterial calcification, ankylosing spondylitis, ossification of the posterior longitudinal ligament, myositis ossificans, diffuse idiopathic skeletal hyperostosis, calcific tendonitis, rotator cuff disease of the shoulders, bone spurs, cartilage or ligament degeneration due to hydroxyapatite crystal deposition, and chondrocalcinosis.

Intestinal Diseases

18

herein refers to inflammation of a mucosal layer of the gastrointestinal tract, and encompasses acute and chronic inflammatory conditions. Acute inflammation is generally characterized by a short time of onset and infiltration or influx of neutrophils.

[0077] "Chronic gastrointestinal inflammation" refers to inflammation of the mucosal of the gastrointestinal tract that is characterized by a relatively longer period of onset, is long-lasting (e. g., from several days, weeks, months, or years and up to the life of the patient), and is associated with infiltration or influx of mononuclear cells and can be further associated with periods of spontaneous remission and spontaneous occurrence. Thus, patients with chronic gastrointestinal inflammation may be expected to require a long period of supervision, observation, or care. "Chronic gastrointestinal inflammatory conditions" (also referred to as "chronic gastrointestinal inflammatory diseases") having such chronic inflammation include, but are not necessarily limited to, inflammatory bowel disease (IBD), colitis induced by environmental insults (e. g., gastrointestinal inflammation (e. g., colitis) caused by or associated with (e. g., as a side effect) a therapeutic regimen, such as administration of chemotherapy, radiation therapy, and the like), colitis in conditions such as chronic granulomatous disease, celiac disease, celiac sprue (a heritable disease in which the intestinal lining is inflamed in response to the ingestion of a protein known as gluten), food allergies, gastritis, infectious gastritis or enterocolitis (e. g., *Helicobacter pylori*-infected chronic active gastritis) and other forms of gastrointestinal inflammation caused by an infectious agent, and other like conditions.

[0078] As used herein, "inflammatory bowel disease" or "IBD" refers to any of a variety of diseases characterized by inflammation of all or part of the intestines. Examples of inflammatory bowel diseases include, but are not limited to, Crohn's disease and ulcerative colitis. Reference to IBD throughout the specification is used throughout the specification as an example of the gastrointestinal inflammatory conditions provided herein, and is not meant to be limiting.

[0079] Compounds according to Formula **I**, **Ia**, **Ib**, **Ic**, **Id**, **Ie**, **If**, **Ig**, **Ih**, **Ii**, **II**, **IIa**, **IIb**, **IIc**, **IId**, **IIe**, **IIIf**, **III**, **IIIa**, **IIIb**, **IIIc**, **IIId**, and/or **IV** can be administered to a patient prior to onset of more severe symptoms (e.g., prior to onset of an acute inflammatory attack), or after onset of acute or chronic symptoms (e.g., after onset of an acute inflammatory attack). As such, the agents can be administered at any time, and may

be administered at any interval. In one embodiment, a compound according to Formula **I**, **Ia**, **Ib**, **Ic**, **Id**, **Ie**, **If**, **Ig**, **Ih**, **Ii**, **II**, **IIa**, **IIb**, **IIc**, **IId**, **IIe**, **IIIf**, **III**, **IIIa**, **IIIb**, **IIIc**, **IIId**, and/or **IV** can be administered about 8 hours, about 12 hours, about 24 hours, about 2 days, about 4 days, about 8 days, about 16 days, about 30 days or 1 month, about 2 months, about 4 months, about 8 months, or about 1 year after the initial onset of gastrointestinal inflammation-associated symptoms and/or after diagnosis of gastrointestinal inflammation in the patient.

[0080] When multiple doses are administered, subsequent doses can be administered within about 16 weeks, about 12 weeks, about 8 weeks, about 6 weeks, about 4 weeks, about 2 weeks, about 1 week, about 5 days, about 72 hours, about 48 hours, about 24 hours, about 12 hours, about 8 hours, about 4 hours, or about 2 hours or less of the previous dose. In one embodiment, doses are administered at intervals ranging from at least every two weeks to every four weeks (e.g., monthly intervals) in order to maintain the maximal desired therapeutic effect (e.g., to provide for maintenance of relief from IBD-associated symptoms).

[0081] Compounds according to Formula **I**, **Ia**, **Ib**, **Ic**, **Id**, **Ie**, **If**, **Ig**, **Ih**, **Ii**, **II**, **IIa**, **IIb**, **IIc**, **IId**, **IIe**, **IIIf**, **III**, **IIIa**, **IIIb**, **IIIc**, **IIId**, and/or **IV** can also be administered for the treatment of mucositis. "Mucositis" as used herein refers to inflammatory and/or ulcerative lesions anywhere along the gastrointestinal (GI) tract. Infectious disease, immune deficiency, and medications can be causative. One of the major causes of mucositis is high-dose cancer therapy. In some embodiments, the mucositis is alimentary tract mucositis or oral mucositis. Alimentary tract mucositis refers to the expression of mucosal injury across the continuum of oral and gastrointestinal mucosa, from the mouth to the anus. Oral mucositis refers to the particular inflammation and ulceration that occurs in the mouth. Oral mucositis is a common and often debilitating complication of cancer treatment.

Regenerative Medicine

[0082] According to the present disclosure, pluripotent stem cells (PS cells) are capable of differentiating into any cell type of the body and retain the property of self-renewal, thereby providing a potentially unlimited source of new healthy tissue. In this regard, PS cells have attracted a great deal of attention due to their potential use for tissue

and cell based therapies. PS cell derivation originally depended on the viral expression of the four transcription factors i.e. Oct4, Sox2, Klf4 and c-Myc. However, recent efforts to avoid genetic manipulation with the ultimate goal of clinical applications have led researchers to further define the signaling pathways involved in cell reprogramming with the aim of replacing ectopic gene expression with proteins or small molecules. Wnt/ β -catenin signaling in particular has been highlighted as one of the key pathways in this process.

[0083] Somatic cells as referred to in the present disclosure refer to cells that have reached differentiation into cells that compose various organs of the body. In some embodiments, two or more somatic cells may be used in the methods described herein. For example, a combination of an epithelial cell line and mesenchymal cells, a combination of endothelial cells and mesenchymal cells, or a combination of epithelial cells and mesenchymal cells can be used.

[0084] There are no particular limitations on organs capable of being formed by the somatic cells provided herein. Non-limiting examples include various organs such as hair follicle, lung, kidney, liver, pancreas, spleen, heart, gallbladder, small intestine, colon, large intestine, joint, bone, tooth, blood vessel, lymph duct, cornea, cartilage, olfactory organ, or auditory organ.

[0085] Various mammals can be used without limitation as the origin of the cells provided herein depending on the ultimate intended purpose of the cells. For example, mammals include chimpanzees, other primates, domestic animals such as dogs or cats, farm animals such as cows, pigs, horses, sheep or goats, laboratory animals such as rabbits, rats, mice or guinea pigs. In some embodiments, the mammals are nude mice, SCID mice, or nude rats. In addition, combinations of cells can include homogeneous combinations or heterogeneous combinations. In some embodiments, the combination is a homogeneous combination. In some embodiments, culturing somatic cells of one or more types of differentiated somatic cells as described above can be combine with one or more *Wnt*/ β -catenin signaling pathway activators according to Formula I, Ia, Ib, Ic, Id, Ie, If, Ig, Ih, Ii, II, IIa, IIb, IIc, IId, IIf, III, IIIa, IIIb, IIIc, IIId, and/or IV.

Definitions

[0086] Unless defined otherwise, all technical and scientific terms used herein have the same meaning as is commonly understood by one of ordinary skill in the art to which this disclosure belongs. All patents, applications, published applications, and other publications are incorporated by reference in their entirety. In the event that there is a plurality of definitions for a term herein, those in this section prevail unless stated otherwise.

[0087] As used herein, "alkyl" means a branched, or straight chain chemical group containing only carbon and hydrogen, such as methyl, ethyl, n-propyl, iso-propyl, n-butyl, iso-butyl, sec-butyl, tert-butyl, n-pentyl, iso-pentyl, sec-pentyl and neo-pentyl. Alkyl groups can either be unsubstituted or substituted with one or more substituents. Alkyl groups can be saturated or unsaturated (e.g., containing -C=C- or $\text{-C}\equiv\text{C-}$ subunits), at one or several positions. Typically, alkyl groups will comprise 1 to 9 carbon atoms (for example, 1 to 6 carbon atoms, 1 to 4 carbon atoms, or 1 to 2 carbon atoms).

[0088] As used herein, "carbocyclyl" means a cyclic ring system containing only carbon atoms in the ring system backbone, such as cyclopropyl, cyclobutyl, cyclopentyl, cyclohexyl, and cyclohexenyl. Carbocyclyls may include multiple fused rings. Carbocyclyls may have any degree of saturation provided that at least one ring in the ring system is not aromatic. Carbocyclyl groups can either be unsubstituted or substituted with one or more substituents. Typically, carbocyclyl groups will comprise 3 to 10 carbon atoms, for example, 3 to 6 carbon atoms.

[0089] As used herein, "lower alkyl" means a subset of alkyl having 1 to 3 carbon atoms, which is linear or branched. Examples of lower alkyls include methyl, ethyl, n-propyl and isopropyl. Likewise, radicals using the terminology "lower" refer to radicals having 1 to about 3 carbons in the alkyl portion of the radical.

[0090] As used herein, "aryl" means an aromatic ring system containing a single-ring (e.g., phenyl) or multiple condensed rings (e.g., naphthyl or anthryl) with only carbon atoms present in the ring backbone. Aryl groups can either be unsubstituted or substituted with one or more substituents. In some embodiments, the aryl is phenyl.

[0091] As used herein, “arylalkyl” means an aryl-alkyl- group in which the aryl and alkyl moieties are as previously described. Preferred arylalkyl groups contain a C₁₋₄alkyl moiety. Exemplary arylalkyl groups include benzyl and 2-phenethyl.

[0092] As used herein, the term “heteroaryl” means a mono-, bi-, tri- or polycyclic group having 5 to 14 ring atoms, alternatively 5, 6, 9, or 10 ring atoms; having 6, 10, or 14 pi electrons shared in a cyclic array; wherein at least one ring in the system is aromatic, and at least one ring in the system contains one or more heteroatoms independently selected from the group consisting of N, O, and S. Heteroaryl groups can either be unsubstituted or substituted with one or more substituents. Examples of heteroaryl include thienyl, pyridinyl, furyl, oxazolyl, oxadiazolyl, pyrrolyl, imidazolyl, triazolyl, thiodiazolyl, pyrazolyl, isoxazolyl, thiadiazolyl, pyranyl, pyrazinyl, pyrimidinyl, pyridazinyl, triazinyl, thiazolyl, benzothienyl, benzoxadiazolyl, benzofuranyl, benzimidazolyl, benzotriazolyl, cinnolyl, indazolyl, indolyl, isoquinolyl, isothiazolyl, naphthyridinyl, purinyl, thienopyridinyl, pyrido[2,3-d]pyrimidinyl, pyrrolo[2,3-b]pyridinyl, quinazolinyl, quinolyl, thieno[2,3-c]pyridinyl, pyrazolo[3,4-b]pyridinyl, pyrazolo[3,4-c]pyridinyl, pyrazolo[4,3-c]pyridine, pyrazolo[4,3-b]pyridinyl, tetrazolyl, chromane, 2,3-dihydrobenzo[b][1,4]dioxine, benzo[d][1,3]dioxole, 2,3-dihydrobenzofuran, 2,3-dihydrobenzo[b][1,4]oxathiine, and others.

[0093] As used herein, “heteroarylalkyl” means a heteroaryl-alkyl- group in which the heteroaryl and alkyl moieties are as previously described. Preferred heteroarylalkyl groups contain a C₁₋₄ alkyl moiety. Exemplary heteroarylalkyl groups include pyridylmethyl.

[0094] As used herein, “acyl” means an H-CO- or alkyl-CO-, carbocycl-yl-CO-, aryl-CO-, heteroaryl-CO-, or heterocycl-yl-CO- group wherein the alkyl, carbocycl-yl, aryl or heterocycl-yl group is as herein described. In some embodiments, acyls contain a lower alkyl. Exemplary alkyl acyl groups include formyl, acetyl, propanoyl, 2-methylpropanoyl, t-butylacetyl, butanoyl, and palmitoyl.

[0095] As used herein, “alkoxycarbonyl” means an alkyl-O—CO— group in which the alkyl group is as described herein. Exemplary alkoxycarbonyl groups include methoxy- and ethoxycarbonyl.

[0096] As used herein, “alkoxy” means an alkyl-O— group in which the alkyl group is as described herein. Exemplary alkoxy groups include difluoromethoxy, methoxy, trifluoromethoxy, ethoxy, n-propoxy, i-propoxy, n-butoxy, s-butoxy, t-butoxy, pentoxy, hexoxy and heptoxy, and also the linear or branched positional isomers thereof.

[0097] As used herein, “halo”, “halide” or “halogen” is a chloro, bromo, fluoro, or iodo atom radical. In some embodiments, a halo is a chloro, bromo or fluoro. For example, a halo can be fluoro.

[0098] As used herein, “haloalkyl” means a hydrocarbon substituent, which is a linear or branched or cyclic alkyl, alkenyl or alkynyl substituted with one or more chloro, bromo, fluoro, or iodo atom(s). In some embodiments, a haloalkyl is a fluoroalkyls, wherein one or more of the hydrogen atoms have been substituted by fluoro. In some embodiments, haloalkyls are of 1 to about 3 carbons in length (e.g., 1 to about 2 carbons in length or 1 carbon in length). The term “haloalkylene” means a diradical variant of haloalkyl, and such diradicals may act as spacers between radicals, other atoms, or between a ring and another functional group.

[0099] As used herein, “heterocyclyl” means a nonaromatic cyclic ring system comprising at least one heteroatom in the ring system backbone. Heterocyclyls may include multiple fused rings. Heterocyclyls may be substituted or unsubstituted with one or more substituents. In some embodiments, heterocycles have 5-7 members. In six membered monocyclic heterocycles, the heteroatom(s) are selected from one up to three of O, N or S, and wherein when the heterocycle is five membered, it can have one or two heteroatoms selected from O, N, or S. Examples of heterocyclyl include aziriny, aziridinyl, azetidiny, oxetanyl, thietanyl, 1,4,2-dithiazolyl, dihydropyridinyl, 1,3-dioxanyl, 1,4-dioxanyl, 1,3-dioxolanyl, morpholinyl, thiomorpholinyl, piperazinyl, pyranyl, pyrrolidinyl, tetrahydrofuryl, tetrahydropyridinyl, oxazinyl, thiazinyl, thiinyl, thiazolidinyl, isothiazolidinyl, oxazolidinyl, isoxazolidinyl, piperidinyl, pyrazolidinyl, imidazolidinyl, thiomorpholinyl, and others.

[00100] The term “substituted” refers to moieties having substituents replacing a hydrogen on one or more non-hydrogen atoms of the molecule. It will be understood that “substitution” or “substituted with” includes the implicit proviso that such substitution is in accordance with permitted valence of the substituted atom and the

substituent, and that the substitution results in a stable compound, e.g., which does not spontaneously undergo transformation such as by rearrangement, cyclization, elimination, etc. Substituents can include, for example, an alkyl, a halide, a hydroxyl, a carbonyl (such as a carboxyl, an alkoxycarbonyl, a formyl, or an acyl), a thiocarbonyl (such as a thioester, a thioacetate, or a thioformate), an alkoxyl, a phosphoryl, a phosphate, a phosphonate, a phosphinate, an amino, an amido, an amidine, an imine, a cyano, a nitro, an azido, a sulfhydryl, an alkylthio, a sulfate, a sulfonate, a sulfamoyl, a sulfonamido, a sulfonyl, a carbocyclyl, a heterocyclyl, an arylalkyl, a heteroarylalkyl, an aryl, or heteroaryl moiety.

[00101] As used herein, when two groups are indicated to be “linked” or “bonded” to form a “ring”, it is to be understood that a bond is formed between the two groups and may involve replacement of a hydrogen atom on one or both groups with the bond, thereby forming a carbocyclyl, heterocyclyl, aryl, or heteroaryl ring. The skilled artisan will recognize that such rings can and are readily formed by routine chemical reactions. In some embodiments, such rings have from 3-7 members, for example, 5 or 6 members.

[00102] The skilled artisan will recognize that some structures described herein may be resonance forms or tautomers of compounds that may be fairly represented by other chemical structures, even when kinetically, the artisan recognizes that such structures are only a very small portion of a sample of such compound(s). Such compounds are clearly contemplated within the scope of this disclosure, though such resonance forms or tautomers are not represented herein.

[00103] The compounds provided herein may encompass various stereochemical forms. The compounds also encompass diastereomers as well as optical isomers, e.g. mixtures of enantiomers including racemic mixtures, as well as individual enantiomers and diastereomers, which arise as a consequence of structural asymmetry in certain compounds. Separation of the individual isomers or selective synthesis of the individual isomers is accomplished by application of various methods which are well known to practitioners in the art. Unless otherwise indicated, when a disclosed compound is named or depicted by a structure without specifying the stereochemistry and has one or

more chiral centers, it is understood to represent all possible stereoisomers of the compound.

[00104] The term “administration” or “administering” refers to a method of providing a dosage of a compound or pharmaceutical composition to a vertebrate or invertebrate, including a mammal, a bird, a fish, or an amphibian, where the method is, e.g., orally, subcutaneously, intravenously, intralymphatic, intranasally, topically, transdermally, intraperitoneally, intramuscularly, intrapulmonarily, vaginally, rectally, ontologically, neuro-otologically, intraocularly, subconjunctivally, via anterior eye chamber injection, intravitreally, intraperitoneally, intrathecally, intracystically, intrapleurally, via wound irrigation, intrabuccally, intra-abdominally, intra-articularly, intra-aurally, intrabronchially, intracapsularly, intrameningeally, via inhalation, via endotracheal or endobronchial instillation, via direct instillation into pulmonary cavities, intraspinally, intrasynovially, intrathoracically, via thoracostomy irrigation, epidurally, intratympanically, intracisternally, intravascularly, intraventricularly, intraosseously, via irrigation of infected bone, or via application as part of any admixture with a prosthetic device. The method of administration can vary depending on various factors, e.g., the components of the pharmaceutical composition, the site of the disease, the disease involved, and the severity of the disease.

[00105] A “diagnostic” as used herein is a compound, method, system, or device that assists in the identification or characterization of a health or disease state. The diagnostic can be used in standard assays as is known in the art.

[00106] The term “pharmaceutically acceptable carrier”, “pharmaceutically acceptable diluent” or “pharmaceutically acceptable excipient” includes any and all solvents, co-solvents, complexing agents, dispersion media, coatings, isotonic and absorption delaying agents and the like which are not biologically or otherwise undesirable. The use of such media and agents for pharmaceutically active substances is well known in the art. Except insofar as any conventional media or agent is incompatible with the active ingredient, its use in the therapeutic compositions is contemplated. Supplementary active ingredients can also be incorporated into the compositions. In addition, various adjuvants such as are commonly used in the art may be included. These and other such compounds are described in the literature, e.g., in the Merck Index, Merck

& Company, Rahway, NJ. Considerations for the inclusion of various components in pharmaceutical compositions are described, *e.g.*, in Gilman *et al.* (Eds.) (2010); Goodman and Gilman's: The Pharmacological Basis of Therapeutics, 12th Ed., The McGraw-Hill Companies.

[00107] The term “pharmaceutically acceptable salt” refers to salts that retain the biological effectiveness and properties of the compounds provided herein and, which are not biologically or otherwise undesirable. In many cases, the compounds provided herein are capable of forming acid and/or base salts by virtue of the presence of amino and/or carboxyl groups or groups similar thereto. Pharmaceutically acceptable acid addition salts can be formed with inorganic acids and organic acids. Inorganic acids from which salts can be derived include, for example, hydrochloric acid, hydrobromic acid, sulfuric acid, nitric acid, phosphoric acid, and the like. Organic acids from which salts can be derived include, for example, acetic acid, propionic acid, glycolic acid, pyruvic acid, oxalic acid, maleic acid, malonic acid, succinic acid, fumaric acid, tartaric acid, citric acid, benzoic acid, cinnamic acid, mandelic acid, methanesulfonic acid, ethanesulfonic acid, p-toluenesulfonic acid, salicylic acid, and the like. Pharmaceutically acceptable base addition salts can be formed with inorganic and organic bases. Inorganic bases from which salts can be derived include, for example, sodium, potassium, lithium, ammonium, calcium, magnesium, iron, zinc, copper, manganese, aluminum, and the like; particularly preferred are the ammonium, potassium, sodium, calcium, and magnesium salts. Organic bases from which salts can be derived include, for example, primary, secondary, and tertiary amines, substituted amines including naturally occurring substituted amines, cyclic amines, basic ion exchange resins, and the like, specifically such as isopropylamine, trimethylamine, diethylamine, triethylamine, tripropylamine, and ethanolamine. Many such salts are known in the art, for example, as described in WO 87/05297.

[00108] “Solvate” refers to the compound formed by the interaction of a solvent and a Wnt pathway activator as provided herein or a salt thereof. Suitable solvates are pharmaceutically acceptable solvates including hydrates.

[00109] The term “patient” as used herein, means a human or a non-human mammal, *e.g.*, a dog, a cat, a mouse, a rat, a cow, a sheep, a pig, a goat, a non-human

primate, or a bird, *e.g.*, a chicken, as well as any other vertebrate or invertebrate. In some embodiments, the patient is a human.

[00110] The term “mammal” is used in its usual biological sense. Thus, it specifically includes humans, cattle, horses, monkeys, dogs, cats, mouse, rat, a cow, sheep, pig, goat, and non-human primate but also includes many other species.

[00111] The term “vertebrate” is used in its usual biological sense. Thus, it specifically includes the classes’ agnatha (jawless fishes), chondrichthyes (cartilaginous fishes), osteichthyes (bony fishes), amphibia (amphibians), reptilia (reptiles), aves (birds) and mammalia (mammals).

[00112] By “therapeutically effective amount” or “pharmaceutically effective amount” of a compound as provided herein is one which is sufficient to achieve the desired physiological effect and may vary according to the nature and severity of the disease condition, and the potency of the compound. “Therapeutically effective amount” is also intended to include one or more of the compounds of Formula I, Ia, Ib, Ic, Id, Ie, If, Ig, Ih, Ii, II, IIa, IIb, IIc, IId, IId, IId, IId, IId, IId, III, IIIa, IIIb, IIIc, IIId, and/or IV in combination with one or more other agents that are effective to treat Wnt related diseases and/or conditions. The combination of compounds can be a synergistic combination. Synergy, as described, for example, by Chou and Talalay, *Advances in Enzyme Regulation* (1984), 22, 27-55, occurs when the effect of the compounds when administered in combination is greater than the additive effect of the compounds when administered alone as a single agent. In general, a synergistic effect is most clearly demonstrated at sub-optimal concentrations of the compounds. It will be appreciated that different concentrations may be employed for prophylaxis than for treatment of an active disease. This amount can further depend upon the patient’s height, weight, sex, age and medical history.

[00113] A therapeutic effect relieves, to some extent, one or more of the symptoms of the disease, and can include curing a disease. “Curing” means that the symptoms of a disease are eliminated. However, certain long-term or permanent effects of the disease may exist even after a cure is obtained (such as extensive tissue damage).

[00114] “Treat,” “treatment,” or “treating,” as used herein refers to administering a compound or pharmaceutical composition as provided herein for

therapeutic purposes. The term “therapeutic treatment” refers to administering treatment to a patient already suffering from a disease thus causing a therapeutically beneficial effect, such as ameliorating existing symptoms, preventing additional symptoms, ameliorating or preventing the underlying metabolic causes of symptoms, postponing or preventing the further development of a disorder, and/or reducing the severity of symptoms that will or are expected to develop.

[00115] The expression “compound-eluting” shall be understood to refer to any and all mechanisms, e.g., diffusion, migration, permeation, and/or desorption by which the compound(s) incorporated in the compound-eluting material or coating pass therefrom over time into the surrounding body tissue.

[00116] The expression “controlled release” encompasses many types of controlled release, including, for example, immediate release, pulsatile release, slow release, sustained release, and delayed release, to achieve a desired compound delivery profile.

[00117] The expression “compound-eluting material” and/or “compound-eluting coating” and/or “controlled release material” shall be understood herein to mean any natural, synthetic, or semi-synthetic material into which one or more compounds can be incorporated and from which incorporated compound(s) are capable of eluting over time. Materials for the delivery of a compound include a wide range of polymers and small-molecule matrices. For many compound-polymer systems, the release of the compound is dominated by the diffusion of the compound through a polymer matrix. Polymer materials for compound delivery coatings may be durable or degradable [see, e.g., *Current Pharmaceutical Design* (2010), 16(36), 3978-3988]. Durable polymers are used in devices such as Cordis Cypher, Boston Scientific Taxus, Boston Scientific Promus, Abbott Xience, and Medtronic Resolute stents. Durable polymers can allow for longer delivery times and the underlying matrix does not change over time. Degradable polymer coatings are used in devices such as OrbusNeich Combo stent. These materials enable control over the release of a compound by both diffusion (similar to durable systems) and degradation of the polymer, which can change the polymer T_g, coating thickness, and encapsulation of the compound over time. Some devices utilize both durable and biodegradable coatings, such as a stent coated on the inner and outer lumen

for two different compound delivery mechanisms in a single device. In some embodiments, water insoluble/hydrophobic compounds may be coated directly onto the device with or without one or more additives [U.S. Pat. Appl. Publ. (2004), US20040224003 & PCT Int. Appl. (2013), WO/2013/169724].

[00118] The following abbreviations have the indicated meanings:

AD = Alzheimer's disease

APC = adenomatous polyposis coli

L-DOPA = L-3,4-dihydroxyphenylalanine

Lef = lymphoid enhancing factor

MMTV = mouse mammary tumor virus

SCID = severe combined immunodeficiency

TCF = T-cell factor

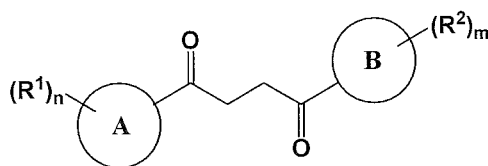
TGF = transforming growth factor

Wnt = wingless-type MMTV integration site family member

Compounds

[00119] The compounds and compositions described herein are capable of activating the *Wnt*/β-catenin signaling pathway. The *Wnt*/β-catenin signaling pathway has been found to play a role in the differentiation and development of nerve cells for the central nervous system, bone formation, hair follicle development and regeneration, and stimulation of stem cell growth, maintenance, and differentiation.

[00120] Some embodiments of the present disclosure include compounds of Formula (I):



I

or salts, pharmaceutically acceptable salts, or prodrugs thereof.

[00121] In some embodiments of Formula I, Ring A is a 7-12 membered heteroaryl, wherein a carbon atom on the ring is attached to the carbonyl carbon.

[00122] In some embodiments of Formula I, Ring B is selected from the group consisting of phenyl and a 5-6 membered heteroaryl, with the proviso that a carbon atom on the ring is attached to the carbonyl carbon.

[00123] In some embodiments of Formula I, R^1 is a substituent attached to Ring A and is independently selected at each occurrence from the group consisting of H, unsubstituted $-C_{1-6}$ alkyl, $-C_{1-3}$ haloalkyl, halide, $-OR^3$, CF_3 , and CN.

[00124] In some embodiments of Formula I, R^2 is a substituent attached to Ring B and is independently selected at each occurrence from the group consisting of H, unsubstituted $-C_{1-6}$ alkyl, $-CH_2OH$, $-CH_2N(R^{3b})_2$, $-C_{1-3}$ haloalkyl, halide, $-OR^3$, CF_3 , and CN.

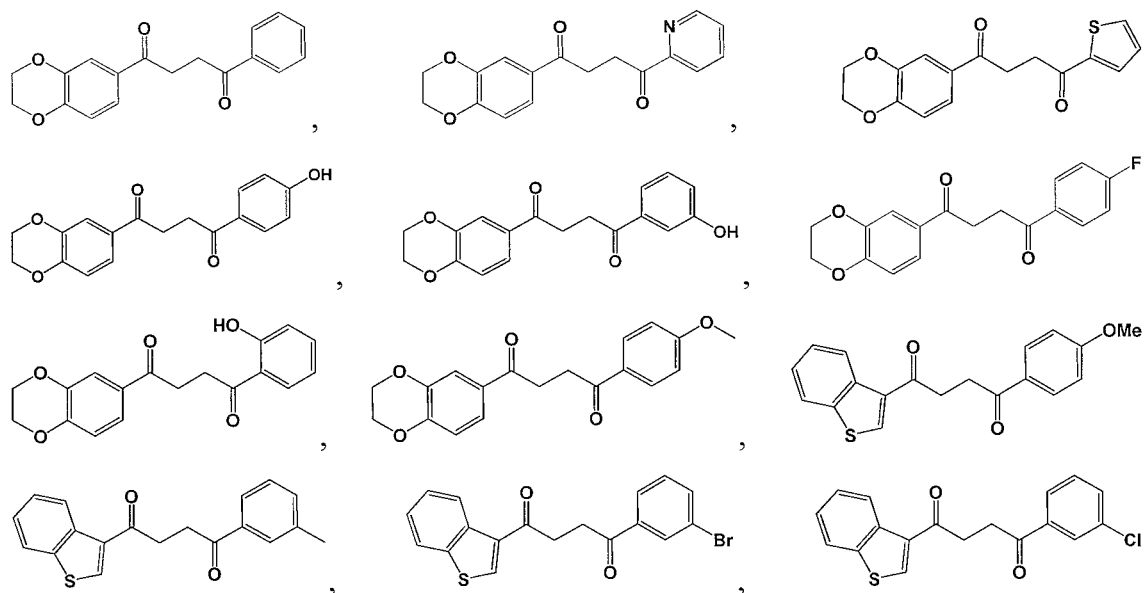
[00125] In some embodiments of Formula I, each R^3 is independently selected from the group consisting of H, unsubstituted $-C_{1-6}$ alkyl, $-C_{1-3}$ haloalkyl, and CF_3 .

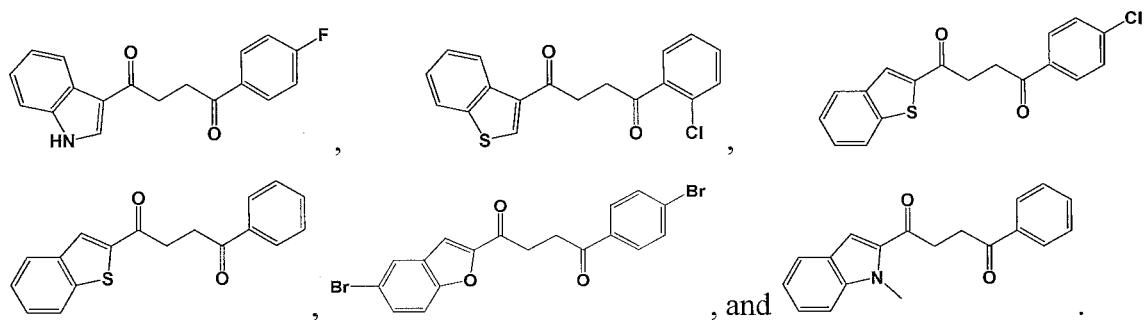
[00126] In some embodiments of Formula I, each R^{3b} is independently selected from the group consisting of H and unsubstituted $-C_{1-3}$ alkyl.

[00127] In some embodiments of Formula I, each n is an integer of 1 to 10.

[00128] In some embodiments of Formula I, each m is an integer of 1 to 5.

[00129] In some embodiments of Formula I, there is the proviso that a compound of Formula I is not a compound selected from the group consisting of:





[00130] In some embodiments of Formula **I**, Ring A is a 9-membered bicyclic heteroaryl ring containing 1-3 heteroatoms selected from the group consisting of N, O, and S.

[00131] In some embodiments of Formula **I**, Ring A is a 10-membered bicyclic heteroaryl ring containing 1-3 heteroatoms selected from the group consisting of N, O, and S.

[00132] In some embodiments of Formula **I**, **Ia**, **Ib**, **Ic**, **Id**, **Ie**, **If**, **Ig**, **Ih**, and/or **Ii**, R^1 is selected from the group consisting of H, F, Cl, Me, OMe, OH, CF_3 , and CN.

[00133] In some embodiments of Formula **I**, **Ia**, **Ib**, **Ic**, **Id**, **Ie**, **If**, **Ig**, **Ih**, and/or **Ii**, R^1 is H.

[00134] In some embodiments of Formula **I**, **Ia**, **Ib**, **Ic**, **Id**, **Ie**, **If**, **Ig**, **Ih**, and/or **Ii**, R^1 is a halide.

[00135] In some embodiments of Formula **I**, **Ia**, **Ib**, **Ic**, **Id**, **Ie**, **If**, **Ig**, **Ih**, and/or **Ii**, R^1 is F.

[00136] In some embodiments of Formula **I**, **Ia**, **Ib**, **Ic**, **Id**, **Ie**, **If**, **Ig**, **Ih**, and/or **Ii**, R^1 is Cl.

[00137] In some embodiments of Formula **I**, **Ia**, **Ib**, **Ic**, **Id**, **Ie**, **If**, **Ig**, **Ih**, and/or **Ii**, R^1 is Me.

[00138] In some embodiments of Formula **I**, **Ia**, **Ib**, **Ic**, **Id**, **Ie**, **If**, **Ig**, **Ih**, and/or **Ii**, R^1 is OH.

[00139] In some embodiments of Formula **I**, **Ia**, **Ib**, **Ic**, **Id**, **Ie**, **If**, **Ig**, **Ih**, and/or **Ii**, R^1 is OMe.

[00140] In some embodiments of Formula **I**, **Ia**, **Ib**, **Ic**, **Id**, **Ie**, **If**, **Ig**, **Ih**, and/or **Ii**, R^1 is CF_3 .

[00141] In some embodiments of Formula **I**, **Ia**, **Ib**, **Ic**, **Id**, **Ie**, **If**, **Ig**, **Ih**, and/or **Ii**, R^1 is CN.

[00142] In some embodiments of Formula **I**, **Ia**, **Ib**, **Ic**, **Id**, **Ie**, **If**, **Ig**, **Ih**, and/or **Ii**, n is an integer from 1-8.

[00143] In some embodiments of Formula **I**, **Ia**, **Ib**, **Ic**, **Id**, **Ie**, **If**, **Ig**, **Ih**, and/or **Ii**, n is an integer from 1-6.

[00144] In some embodiments of Formula **I**, **Ia**, **Ib**, **Ic**, **Id**, **Ie**, **If**, **Ig**, **Ih**, and/or **Ii**, n is an integer from 1-4.

[00145] In some embodiments of Formula **I**, **Ia**, **Ib**, **Ic**, **Id**, **Ie**, **If**, **Ig**, **Ih**, and/or **Ii**, n is an integer from 1-2.

[00146] In some embodiments of Formula **I**, **Ia**, **Ib**, **Ic**, **Id**, **Ie**, **If**, **Ig**, **Ih**, and/or **Ii**, R^1 is F; and n is 1.

[00147] In some embodiments of Formula **I**, **Ia**, **Ib**, **Ic**, **Id**, **Ie**, **If**, **Ig**, **Ih**, and/or **Ii**, R^1 is F; and n is an integer from 1-2.

[00148] In some embodiments of Formula **I**, **Ia**, **Ib**, **Ic**, **Id**, **Ie**, **If**, **Ig**, **Ih**, and/or **Ii**, R^1 is F; and n is an integer from 3-4.

[00149] In some embodiments of Formula **I**, **Ia**, **Ib**, **Ic**, **Id**, **Ie**, **If**, **Ig**, **Ih**, and/or **Ii**, R^1 is OH; and n is an integer from 1-2.

[00150] In some embodiments of Formula **I**, **Ia**, **Ib**, **Ic**, **Id**, **Ie**, **If**, **Ig**, **Ih**, and/or **Ii**, R^1 is OMe; and n is an integer from 1-2.

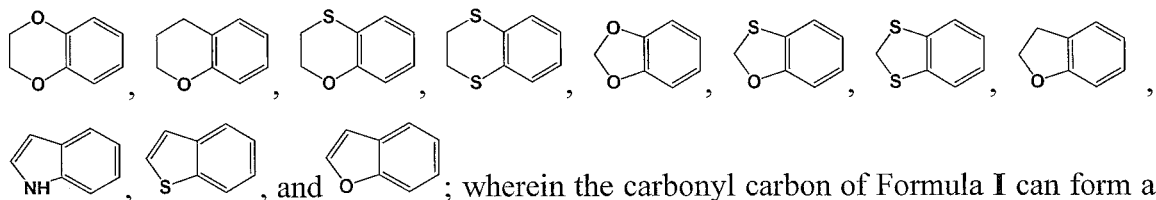
[00151] In some embodiments of Formula **I**, **Ia**, **Ib**, **Ic**, **Id**, **Ie**, **If**, **Ig**, **Ih**, and/or **Ii**, R^1 is $-C_{1-2}$ alkyl.

[00152] In some embodiments of Formula **I**, **Ia**, **Ib**, **Ic**, **Id**, **Ie**, **If**, **Ig**, **Ih**, and/or **Ii**, R^1 is $-C_{1-3}$ alkyl.

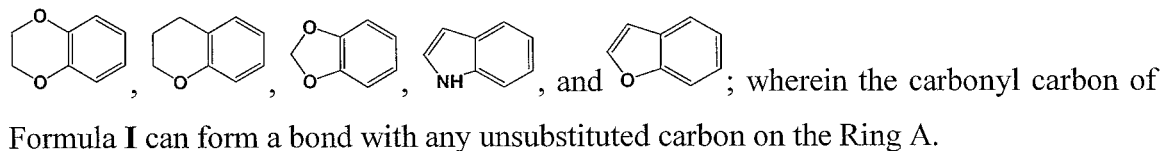
[00153] In some embodiments of Formula **I**, **Ia**, **Ib**, **Ic**, **Id**, **Ie**, **If**, **Ig**, **Ih**, and/or **Ii**, R^1 is $-C_{1-4}$ alkyl.

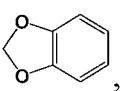
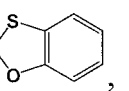
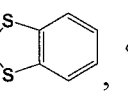
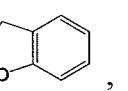
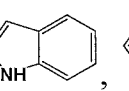
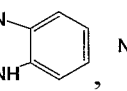
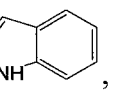

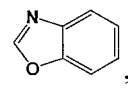
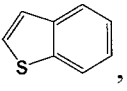
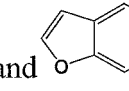
[00154] In some embodiments of Formula **I**, **Ia**, **Ib**, **Ic**, **Id**, **Ie**, **If**, **Ig**, **Ih**, and/or **Ii**, R^1 is $-C_{1-5}$ alkyl.

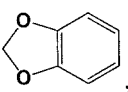
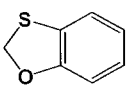
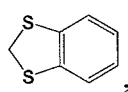
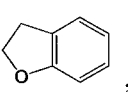
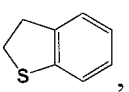
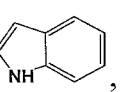
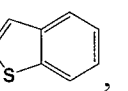
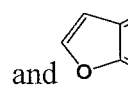
[00155] In some embodiments of Formula **I**, **Ia**, **Ib**, **Ic**, **Id**, **Ie**, **If**, **Ig**, **Ih**, and/or **Ii**, R^1 is $-C_{1-6}$ alkyl.

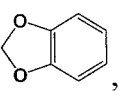
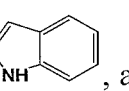
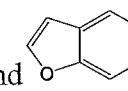


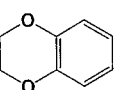
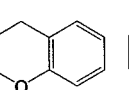
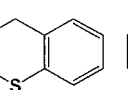
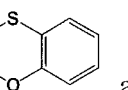
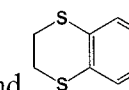
[00163] In some embodiments of Formula **I**, Ring A is selected from the group consisting of:



[00164] In some embodiments of Formula **I**, Ring A is selected from the group consisting of  ,  ,  ,  ,  ,  ,  ,  ,  ,  , and  ; wherein the carbonyl carbon of Formula **I** can form a bond with any unsubstituted carbon on the Ring A.

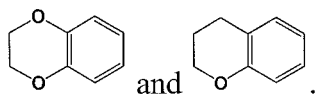
[00165] In some embodiments of Formula **I**, Ring A is selected from the group consisting of  ,  ,  ,  ,  ,  ,  , and  ; wherein the carbonyl carbon of Formula **I** can form a bond with any unsubstituted carbon on the Ring A.

[00166] In some embodiments of Formula **I**, Ring A is selected from the group consisting of  ,  , and  ; wherein the carbonyl carbon of Formula **I** can form a bond with any unsubstituted carbon on the Ring A.

[00167] In some embodiments of Formula **I**, Ring A is selected from the group consisting of  ,  ,  ,  , and  .

[00168] In some embodiments of Formula **I**, **Ia**, **Ib**, **Ic**, **Id**, **Ie**, **If**, **Ig**, **Ih**, and/or **Ii**, R^1 is independently selected at each occurrence from the group consisting of H, F, Cl, Me, OMe, OH, CF_3 ; and CN, and n is 1 or 2.

[00169] In some embodiments, Ring A is selected from the group consisting of



[00170] In some embodiments of Formula **I**, **Ib**, **Ic**, **Ie**, **If**, **Ih**, and/or **Ii**, Ring B is phenyl.

[00171] In some embodiments of Formula **I**, **Ib**, **Ic**, **Ie**, **If**, **Ih**, and/or **Ii**, Ring B is a 5-membered heteroaryl containing 1-3 heteroatoms selected from the group consisting of N, O, and S.

[00172] In some embodiments of Formula **I**, **Ib**, **Ic**, **Ie**, **If**, **Ih**, and/or **Ii**, Ring B is a 6-membered heteroaryl containing 1-2 nitrogen atoms.

[00173] In some embodiments of Formula **I**, **Ia**, **Ib**, **Ic**, **Id**, **Ie**, **If**, **Ig**, **Ih**, and/or **Ii**, R^2 , R^{2a} , R^{2b} , R^{2c} , R^{2d} , R^{2e} , R^{2f} , and/or R^{2g} is $-CH_2OH$.

[00174] In some embodiments of Formula **I**, **Ia**, **Ib**, **Ic**, **Id**, **Ie**, **If**, **Ig**, **Ih**, and/or **Ii**, R^2 , R^{2a} , R^{2b} , R^{2c} , R^{2d} , R^{2e} , R^{2f} , and/or R^{2g} is $-CH_2N(R^{3b})_2$.

[00175] In some embodiments of Formula **I**, **Ia**, **Ib**, **Ic**, **Id**, **Ie**, **If**, **Ig**, **Ih**, and/or **Ii**, R^2 , R^{2a} , R^{2b} , R^{2c} , R^{2d} , R^{2e} , R^{2f} , and/or R^{2g} is $-CH_2NH_2$.

[00176] In some embodiments of Formula **I**, **Ia**, **Ib**, **Ic**, **Id**, **Ie**, **If**, **Ig**, **Ih**, and/or **Ii**, R^2 , R^{2a} , R^{2b} , R^{2c} , R^{2d} , R^{2e} , R^{2f} , and/or R^{2g} is $-CH_2NHMe$.

[00177] In some embodiments of Formula **I**, **Ia**, **Ib**, **Ic**, **Id**, **Ie**, **If**, **Ig**, **Ih**, and/or **Ii**, R^2 , R^{2a} , R^{2b} , R^{2c} , R^{2d} , R^{2e} , R^{2f} , and/or R^{2g} is $-CH_2NMe_2$.

[00178] In some embodiments of Formula **I**, **Ia**, **Ib**, **Ic**, **Id**, **Ie**, **If**, **Ig**, **Ih**, and/or **Ii**, R^2 , R^{2a} , R^{2b} , R^{2c} , R^{2d} , R^{2e} , R^{2f} , and/or R^{2g} is $-CH_2NHET$.

[00179] In some embodiments of Formula **I**, **Ia**, **Ib**, **Ic**, **Id**, **Ie**, **If**, **Ig**, **Ih**, and/or **Ii**, R^2 , R^{2a} , R^{2b} , R^{2c} , R^{2d} , R^{2e} , R^{2f} , and/or R^{2g} is $-CH_2N(Me)(Et)$.

[00180] In some embodiments of Formula **I**, **Ia**, **Ib**, **Ic**, **Id**, **Ie**, **If**, **Ig**, **Ih**, and/or **Ii**, R^2 , R^{2a} , R^{2b} , R^{2c} , R^{2d} , R^{2e} , R^{2f} , and/or R^{2g} is $-CH_2NEt_2$.

[00181] In some embodiments of Formula **I**, **Ib**, **Ic**, **Ie**, **If**, **Ih**, and/or **Ii**, R^2 is independently selected at each occurrence from the group consisting of H, F, Cl, Me, OMe, OH, CF_3 , and CN.

[00182] In some embodiments of Formula **I**, **Ib**, **Ic**, **Ie**, **If**, **Ih**, and/or **Ii**, R^2 is H.

[00183] In some embodiments of Formula **I**, **Ib**, **Ic**, **Ie**, **If**, **Ih**, and/or **Ii**, R^2 is a halide.

[00184] In some embodiments of Formula **I**, **Ib**, **Ic**, **Ie**, **If**, **Ih**, and/or **Ii**, R^2 is F.

[00185] In some embodiments of Formula **I**, **Ib**, **Ic**, **Ie**, **If**, **Ih**, and/or **Ii**, R^2 is Cl.

[00186] In some embodiments of Formula **I**, **Ib**, **Ic**, **Ie**, **If**, **Ih**, and/or **Ii**, R^2 is Me.

[00187] In some embodiments of Formula **I**, **Ib**, **Ic**, **Ie**, **If**, **Ih**, and/or **Ii**, R^2 is OH.

[00188] In some embodiments of Formula **I**, **Ib**, **Ic**, **Ie**, **If**, **Ih**, and/or **Ii**, R^2 is OMe.

[00189] In some embodiments of Formula **I**, **Ib**, **Ic**, **Ie**, **If**, **Ih**, and/or **Ii**, R^2 is CF_3 .

[00190] In some embodiments of Formula **I**, **Ib**, **Ic**, **Ie**, **If**, **Ih**, and/or **Ii**, R^2 is CN.

[00191] In some embodiments of Formula **I**, **Ib**, **Ic**, **Ie**, **If**, **Ih**, and/or **Ii**, m is an integer from 1-4.

[00192] In some embodiments of Formula **I**, **Ib**, **Ic**, **Ie**, **If**, **Ih**, and/or **Ii**, m is an integer from 1-2.

[00193] In some embodiments of Formula **I**, **Ib**, **Ic**, **Ie**, **If**, **Ih**, and/or **Ii**, m is 1.

[00194] In some embodiments of Formula **I**, **Ib**, **Ic**, **Ie**, **If**, **Ih**, and/or **Ii**, m is 2.

[00195] In some embodiments of Formula **I**, **Ib**, **Ic**, **Ie**, **If**, **Ih**, and/or **Ii**, R^2 is F; and m is 1.

[00196] In some embodiments of Formula **I**, **Ib**, **Ic**, **Ie**, **If**, **Ih**, and/or **Ii**, R^2 is F; and m is 2.

- [00197] In some embodiments of Formula **I**, **Ib**, **Ic**, **Ie**, **If**, **Ih**, and/or **Ii**, R^2 is Me; and m is 1.
- [00198] In some embodiments of Formula **I**, **Ib**, **Ic**, **Ie**, **If**, **Ih**, and/or **Ii**, R^2 is Me; and m is 2.
- [00199] In some embodiments of Formula **I**, **Ib**, **Ic**, **Ie**, **If**, **Ih**, and/or **Ii**, R^2 is CF_3 ; and m is 1.
- [00200] In some embodiments of Formula **I**, **Ib**, **Ic**, **Ie**, **If**, **Ih**, and/or **Ii**, R^2 is CF_3 ; and m is 2.
- [00201] In some embodiments of Formula **I**, **Ib**, **Ic**, **Ie**, **If**, **Ih**, and/or **Ii**, R^2 is OMe; and m is 1.
- [00202] In some embodiments of Formula **I**, **Ib**, **Ic**, **Ie**, **If**, **Ih**, and/or **Ii**, R^2 is OMe; and m is 2.
- [00203] In some embodiments of Formula **I**, **Ib**, **Ic**, **Ie**, **If**, **Ih**, and/or **Ii**, R^2 is F and Me' and m is 2.
- [00204] In some embodiments of Formula **I**, **Ib**, **Ic**, **Ie**, **If**, **Ih**, and/or **Ii**, R^2 is F and CF_3 ; and m is 2.
- [00205] In some embodiments of Formula **I**, **Ib**, **Ic**, **Ie**, **If**, **Ih**, and/or **Ii**, R^2 is F and OMe; and m is 2.
- [00206] In some embodiments of Formula **I**, **Ib**, **Ic**, **Ie**, **If**, **Ih**, and/or **Ii**, R^2 is CN; and m is 1.
- [00207] In some embodiments of Formula **I**, **Ib**, **Ic**, **Ie**, **If**, **Ih**, and/or **Ii**, R^2 is CN; and m is 2.
- [00208] In some embodiments of Formula **I**, **Ib**, **Ic**, **Ie**, **If**, **Ih**, and/or **Ii**, R^2 is F and CN; and m is 2.
- [00209] In some embodiments of Formula **I**, **Ib**, **Ic**, **Ie**, **If**, **Ih**, and/or **Ii**, R^2 is - C_{1-2} alkyl.
- [00210] In some embodiments of Formula **I**, **Ib**, **Ic**, **Ie**, **If**, **Ih**, and/or **Ii**, R^2 is - C_{1-3} alkyl.
- [00211] In some embodiments of Formula **I**, **Ib**, **Ic**, **Ie**, **If**, **Ih**, and/or **Ii**, R^2 is - C_{1-4} alkyl.

[00212] In some embodiments of Formula **I**, **Ib**, **Ic**, **Ie**, **If**, **Ih**, and/or **Ii**, R^2 is - C_{1-5} alkyl.

[00213] In some embodiments of Formula **I**, **Ib**, **Ic**, **Ie**, **If**, **Ih**, and/or **Ii**, R^2 is - C_{1-6} alkyl.

[00214] In some embodiments of Formula **I**, **Ib**, **Ic**, **Ie**, **If**, **Ih**, and/or **Ii**, R^2 is - C_{2-6} alkyl.

[00215] In some embodiments of Formula **I**, **Ib**, **Ic**, **Ie**, **If**, **Ih**, and/or **Ii**, R^2 is - C_{3-6} alkyl.

[00216] In some embodiments of Formula **I**, **Ib**, **Ic**, **Ie**, **If**, **Ih**, and/or **Ii**, R^2 is - C_{4-6} alkyl.

[00217] In some embodiments of Formula **I**, **Ia**, **Ib**, **Ic**, **Id**, **Ie**, **If**, **Ig**, **Ih**, and/or **Ii**, R^3 is - C_{1-2} alkyl.

[00218] In some embodiments of Formula **I**, **Ia**, **Ib**, **Ic**, **Id**, **Ie**, **If**, **Ig**, **Ih**, and/or **Ii**, R^3 is - C_{1-3} alkyl.

[00219] In some embodiments of Formula **I**, **Ia**, **Ib**, **Ic**, **Id**, **Ie**, **If**, **Ig**, **Ih**, and/or **Ii**, R^3 is - C_{1-4} alkyl.

[00220] In some embodiments of Formula **I**, **Ia**, **Ib**, **Ic**, **Id**, **Ie**, **If**, **Ig**, **Ih**, and/or **Ii**, R^3 is - C_{1-5} alkyl.

[00221] In some embodiments of Formula **I**, **Ia**, **Ib**, **Ic**, **Id**, **Ie**, **If**, **Ig**, **Ih**, and/or **Ii**, R^3 is - C_{1-6} alkyl.

[00222] In some embodiments of Formula **I**, **Ia**, **Ib**, **Ic**, **Id**, **Ie**, **If**, **Ig**, **Ih**, and/or **Ii**, R^3 and/or R^{3a} is - C_{2-6} alkyl.

[00223] In some embodiments of Formula **I**, **Ia**, **Ib**, **Ic**, **Id**, **Ie**, **If**, **Ig**, **Ih**, and/or **Ii**, R^3 and/or R^{3a} is - C_{3-6} alkyl.

[00224] In some embodiments of Formula **I**, **Ia**, **Ib**, **Ic**, **Id**, **Ie**, **If**, **Ig**, **Ih**, and/or **Ii**, R^3 and/or R^{3a} is - C_{4-6} alkyl.

[00225] In some embodiments of Formula **I**, **Ia**, **Ib**, **Ic**, **Id**, **Ie**, **If**, **Ig**, **Ih**, and/or **Ii**, R^3 and/or R^{3a} is - C_{2-5} alkyl.

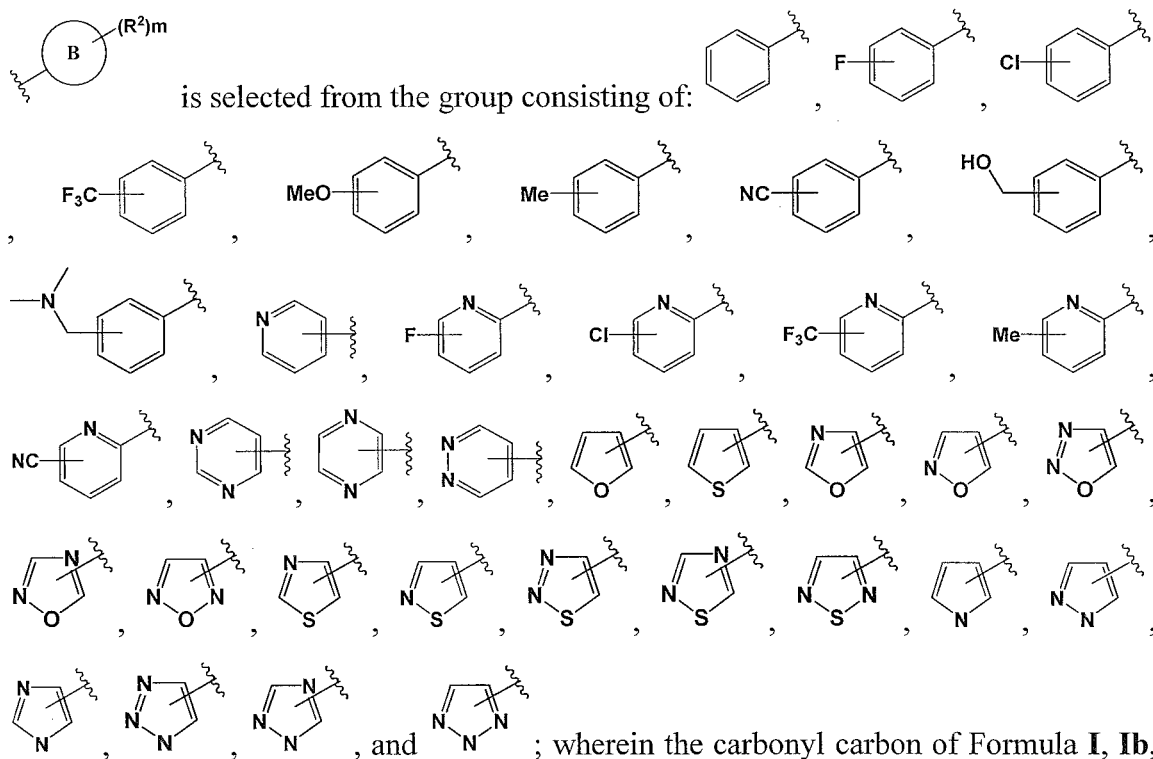
[00226] In some embodiments of Formula **I**, **Ia**, **Ib**, **Ic**, **Id**, **Ie**, **If**, **Ig**, **Ih**, and/or **Ii**, R^3 and/or R^{3a} is - C_{3-4} alkyl.

[00227] In some embodiments of Formula **I**, **Ib**, **Ic**, **Ie**, **If**, **Ih**, and/or **Ii**, Ring B is a phenyl or 6-membered heteroaryl; R^2 is selected from the group consisting of F, Cl, Me, OMe, OH, CF_3 , and CN; m is 1; and R^2 is attached to an ortho carbon of the 6-membered ring.

[00228] In some embodiments of Formula **I**, **Ib**, **Ic**, **Ie**, **If**, **Ih**, and/or **Ii**, Ring B is a phenyl; R^2 is selected from the group consisting of F, Cl, Me, OMe, OH, CF_3 ; and CN; m is 1; and R^2 is attached to an ortho position of the phenyl ring.

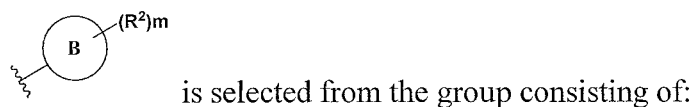
[00229] In some embodiments of Formula **I**, **Ib**, **Ic**, **Ie**, **If**, **Ih**, and/or **Ii**, Ring B is a pyridine; R^2 is selected from the group consisting of F, Cl, Me, OMe, OH, CF_3 , and CN; m is 1; and R^2 is attached to an ortho carbon of the pyridine ring.

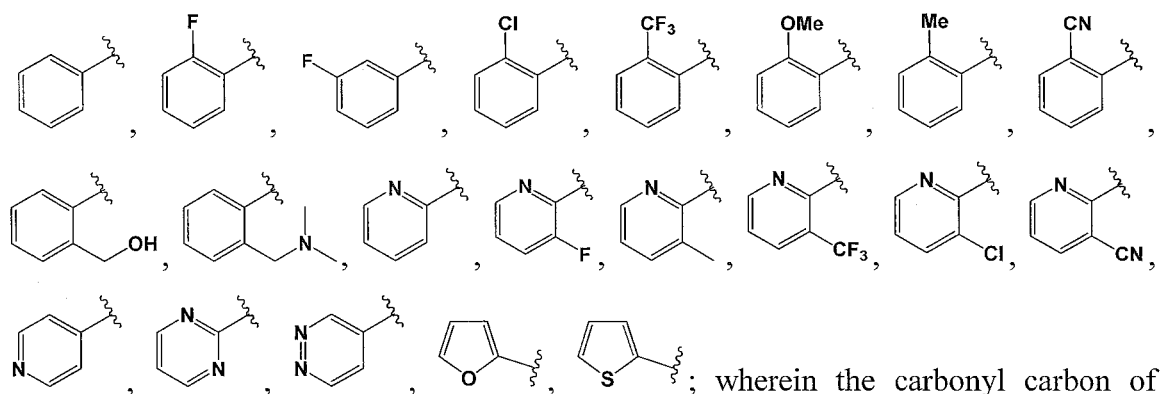
[00230] In some embodiments of Formula **I**, **Ib**, **Ic**, **Ie**, **If**, **Ih**, and/or **Ii**,



wherein the carbonyl carbon of Formula **I**, **Ib**, **Ic**, **Ie**, **If**, **Ih**, and/or **Ii**, can form a bond with any unsubstituted carbon on the Ring B.

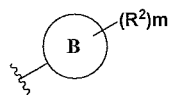
[00231] In some embodiments of Formula **I**, **Ib**, **Ic**, **Ie**, **If**, **Ih**, and/or **Ii**,



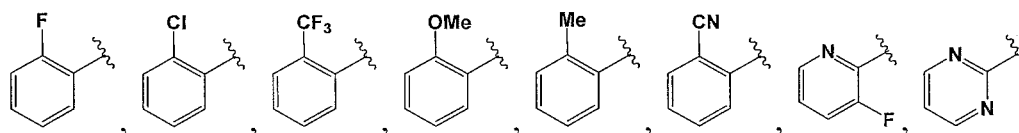


; wherein the carbonyl carbon of Formula **I**, **Ib**, **Ic**, **Ie**, **If**, **Ih**, and/or **Ii**, can form a bond with any unsubstituted carbon on the Ring B.

[00232] In some embodiments of Formula **I**, **Ib**, **Ic**, **Ie**, **If**, **Ih**, and/or **Ii**,

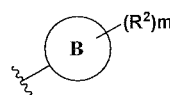


is selected from the group consisting of:

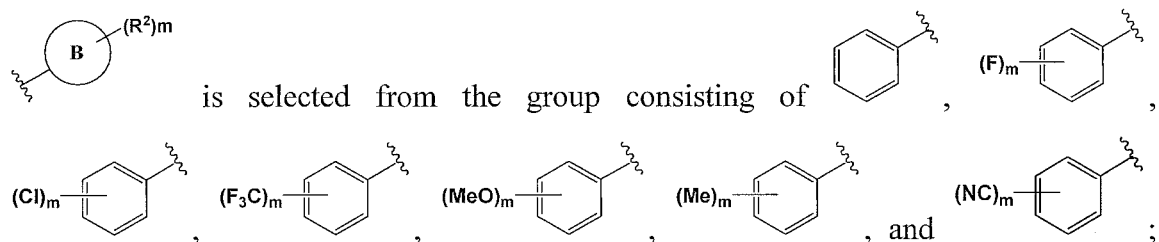


; wherein the carbonyl carbon of Formula **I**, **Ib**, **Ic**, **Ie**, **If**, **Ih**, and/or **Ii**, can form a bond with any unsubstituted carbon on the Ring B.

[00233] In some embodiments of Formula **I**, **Ib**, **Ic**, **Ie**, **If**, **Ih**, and/or **Ii**,

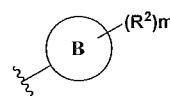


is selected from the group consisting of

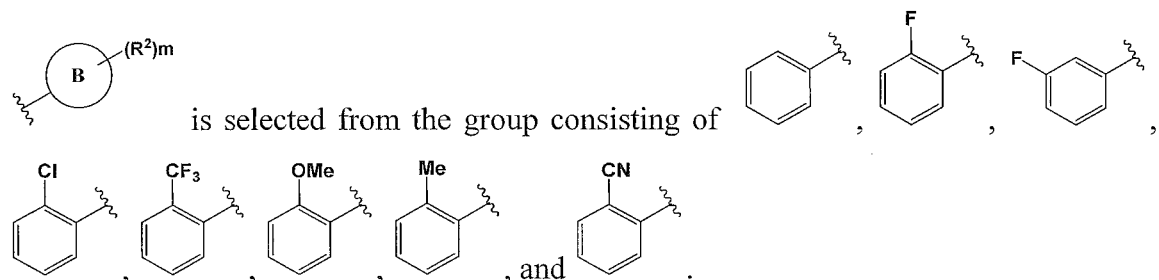


and m is 1 or 2.

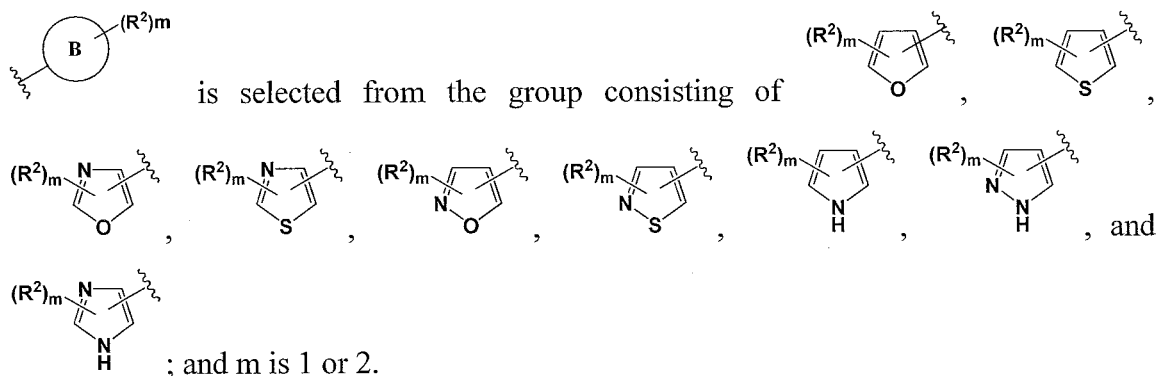
[00234] In some embodiments of Formula **I**, **Ib**, **Ic**, **Ie**, **If**, **Ih**, and/or **Ii**,



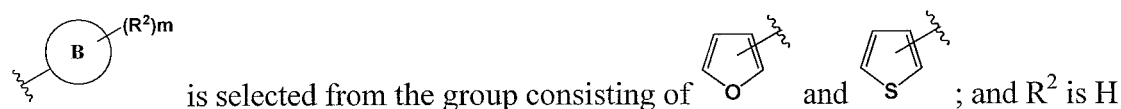
is selected from the group consisting of



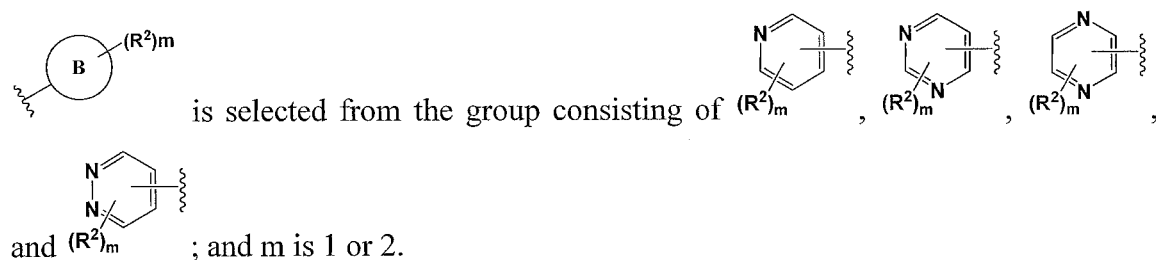
[00235] In some embodiments of Formula I, Ib, Ic, Ie, If, Ih, and/or Ii,



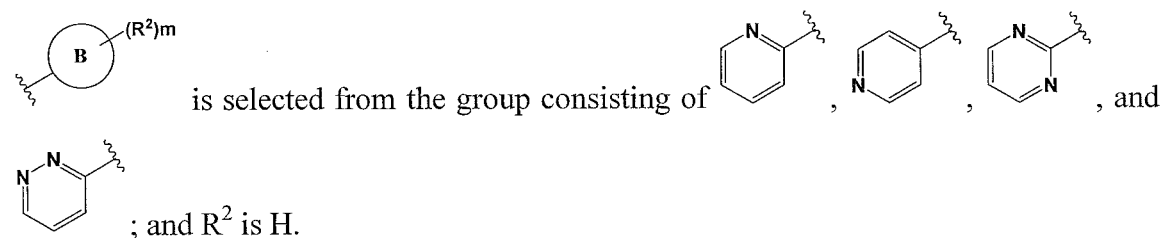
[00236] In some embodiments of Formula I, Ib, Ic, Ie, If, Ih, and/or Ii,



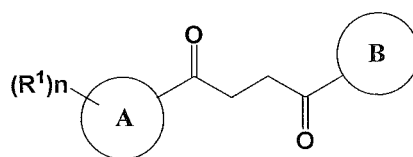
[00237] In some embodiments of Formula I, Ib, Ic, Ie, If, Ih, and/or Ii,



[00238] In some embodiments of Formula I, Ib, Ic, Ie, If, Ih, and/or Ii,

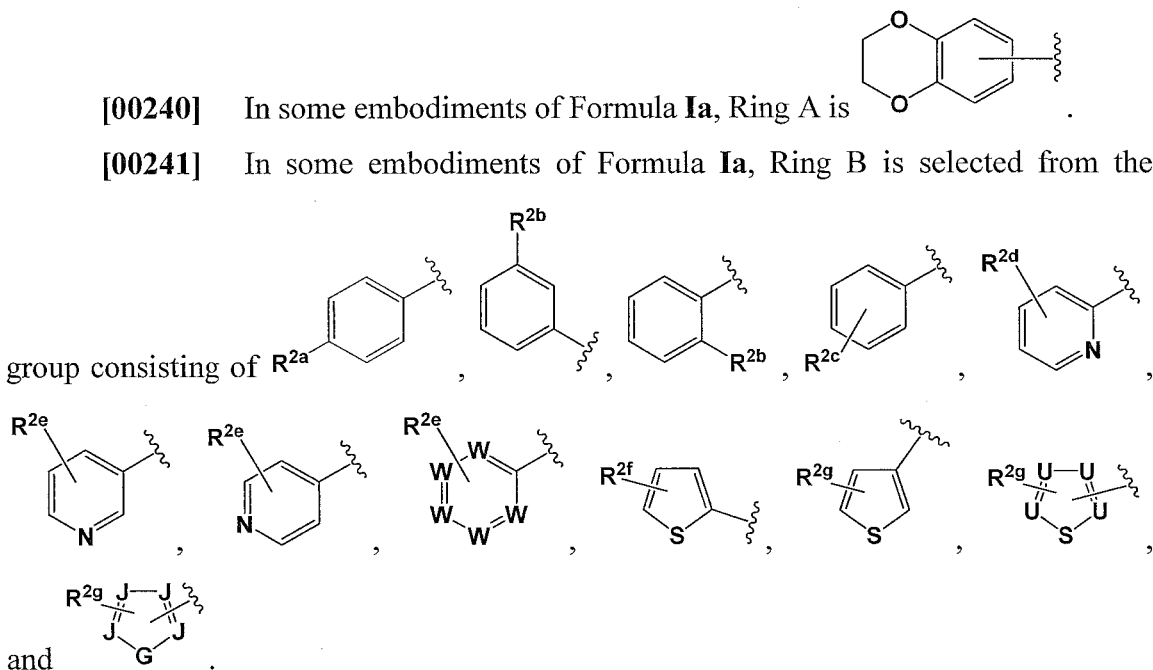


[00239] Some additional embodiments of Formula I include compounds of Formula (Ia):



Ia

or salts, pharmaceutically acceptable salts, or prodrugs thereof.



[00242] In some embodiments of Formula **Ia**, each R^1 is a substituent attached to Ring A and is independently selected at each occurrence from the group consisting of H, unsubstituted $-C_{1-6}$ alkyl, $-C_{1-3}$ haloalkyl, halide, $-OR^3$, CF_3 , and CN.

[00243] In some embodiments of Formula **Ia**, R^{2a} is a substituent attached to the para position of phenyl and selected from the group consisting of unsubstituted $-C_{1-6}$ alkyl, $-CH_2OH$, $-CH_2N(R^{3b})_2$, $-C_{1-3}$ haloalkyl, Cl, Br, I, $-OR^{3a}$, CF_3 , and CN.

[00244] In some embodiments of Formula **Ia**, R^{2b} is a substituent attached to the meta or ortho position of phenyl and selected from the group consisting of unsubstituted $-C_{1-6}$ alkyl, $-CH_2OH$, $-CH_2N(R^{3b})_2$, $-C_{1-3}$ haloalkyl, halide, $-OR^{3a}$, CF_3 , and CN.

[00245] In some embodiments of Formula **Ia**, R^{2c} is 2-5 substituents, each attached to the phenyl and are independently selected at each occurrence from the group consisting of unsubstituted $-C_{1-6}$ alkyl, $-CH_2OH$, $-CH_2N(R^{3b})_2$, $-C_{1-3}$ haloalkyl, halide, $-OR^3$, CF_3 , and CN.

[00246] In some embodiments of Formula **Ia**, R^{2d} is 1-4 substituents, each attached to the heteroaryl ring and are independently selected at each occurrence from the group consisting of unsubstituted $-C_{1-6}$ alkyl, $-CH_2OH$, $-CH_2N(R^{3b})_2$, $-C_{1-3}$ haloalkyl, halide, $-OR^3$, CF_3 , and CN.

[00247] In some embodiments of Formula **Ia**, R^{2e} is 1-4 substituents, each attached to the heteroaryl ring and are independently selected at each occurrence from the group consisting of H, unsubstituted $-C_{1-6}$ alkyl, $-CH_2OH$, $-CH_2N(R^{3b})_2$, $-C_{1-3}$ haloalkyl, halide, $-OR^3$, CF_3 , and CN.

[00248] In some embodiments of Formula **Ia**, R^{2f} is 1-3 substituents, each attached to the heteroaryl ring and are independently selected at each occurrence from the group consisting of unsubstituted $-C_{1-6}$ alkyl, $-CH_2OH$, $-CH_2N(R^{3b})_2$, $-C_{1-3}$ haloalkyl, halide, $-OR^3$, CF_3 , and CN.

[00249] In some embodiments of Formula **Ia**, R^{2g} is 1-3 substituents, each attached to the heteroaryl ring and are independently selected at each occurrence from the group consisting of H, unsubstituted $-C_{1-6}$ alkyl, $-CH_2OH$, $-CH_2N(R^{3b})_2$, $-C_{1-3}$ haloalkyl, halide, $-OR^3$, CF_3 , and CN.

[00250] In some embodiments of Formula **Ia**, each R^3 is independently selected from the group consisting of H, unsubstituted $-C_{1-6}$ alkyl, $-C_{1-3}$ haloalkyl, and CF_3 .

[00251] In some embodiments of Formula **Ia**, each R^{3a} is independently selected from the group consisting of unsubstituted $-C_{2-6}$ alkyl, $-C_{1-3}$ haloalkyl, and CF_3 .

[00252] In some embodiments of Formula **Ia**, each R^{3b} is independently selected from the group consisting of H and unsubstituted $-C_{1-3}$ alkyl.

[00253] In some embodiments of Formula **Ia**, each W is N or C.

[00254] In some embodiments of Formula **Ia**, at least two W must be N.

[00255] In some embodiments of Formula **Ia**, each U is N or C.

[00256] In some embodiments of Formula **Ia**, at least one U must be N and at least one U must be C.

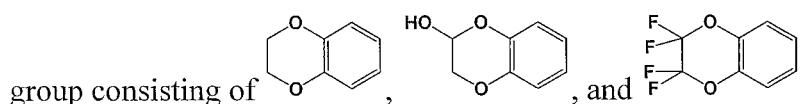
[00257] In some embodiments of Formula **Ia**, G is NH or O.

[00258] In some embodiments of Formula **Ia**, each J is N or C.

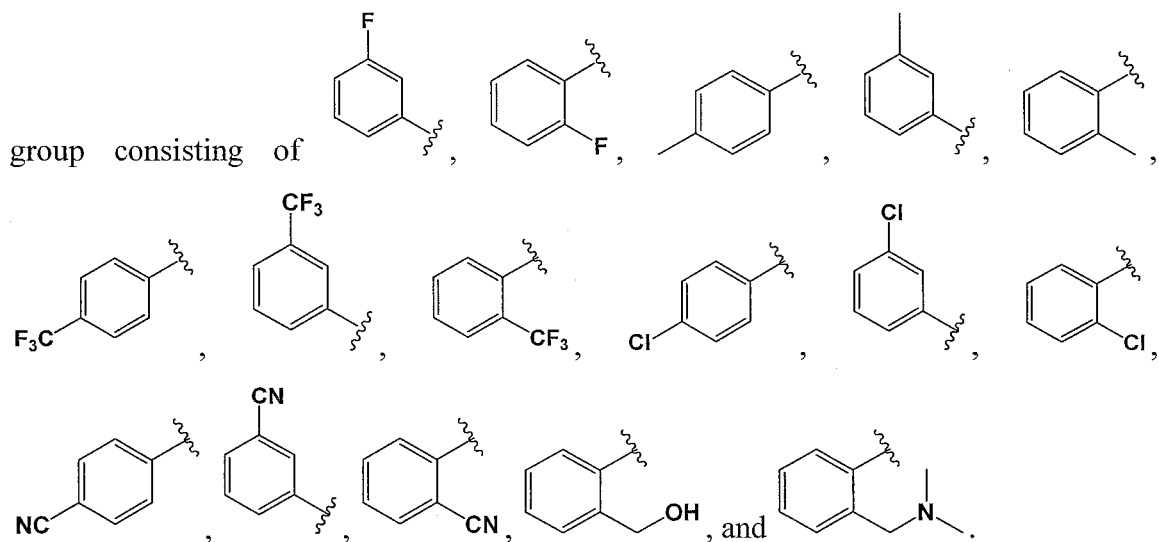
[00259] In some embodiments of Formula **Ia**, at least one J must be C.

[00260] In some embodiments of Formula **Ia**, n is an integer of 1 to 7.

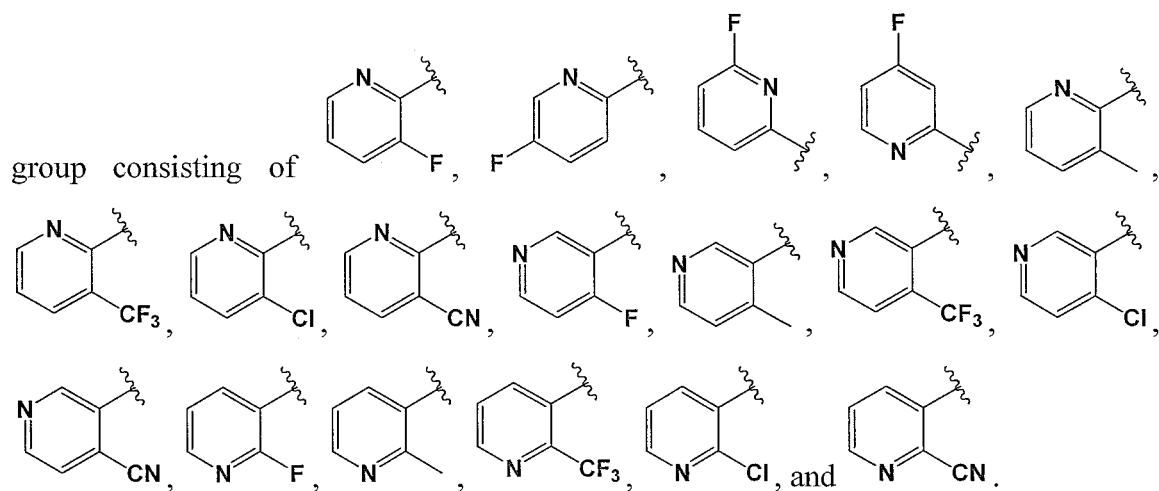
[00261] In some embodiments of Formula **Ia**, Ring A is selected from the



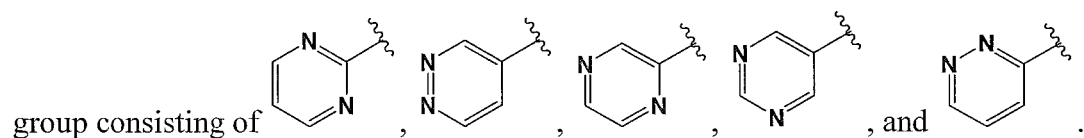
[00262] In some embodiments of Formula Ia, Ring B is selected from the



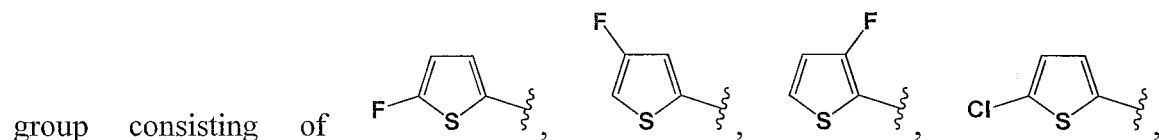
[00263] In some embodiments of Formula **Ia**, Ring B is selected from the

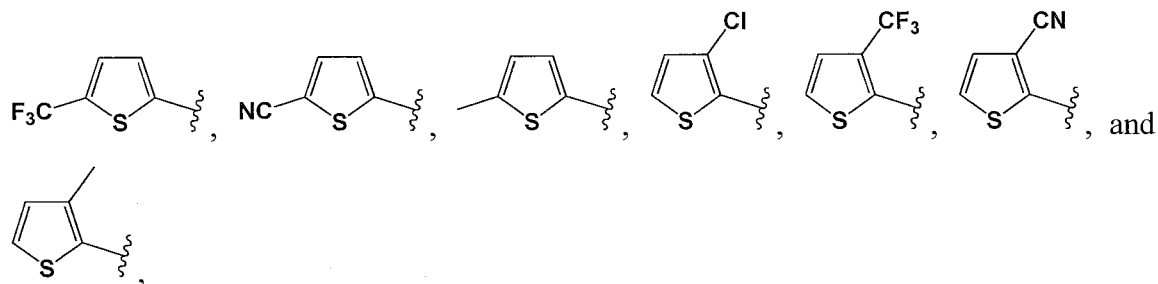


[00264] In some embodiments of Formula Ia, Ring B is selected from the

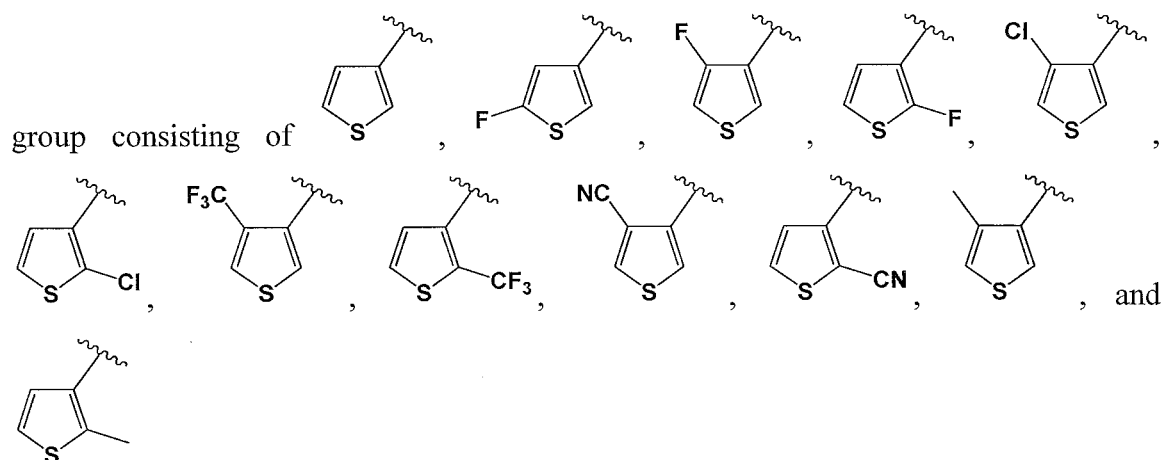


[00265] In some embodiments of Formula Ia, Ring B is selected from the

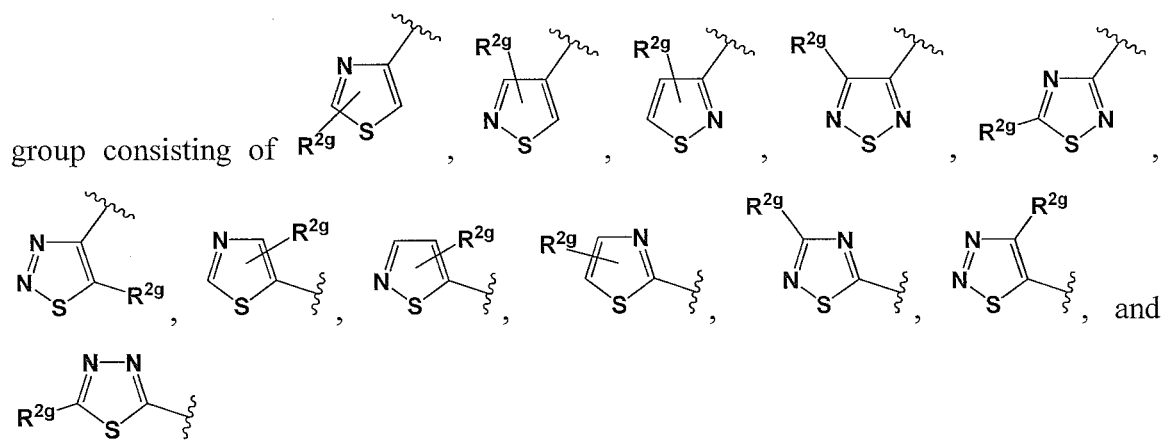




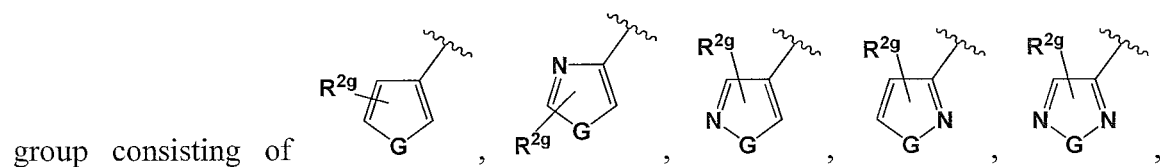
[00266] In some embodiments of Formula Ia, Ring B is selected from the

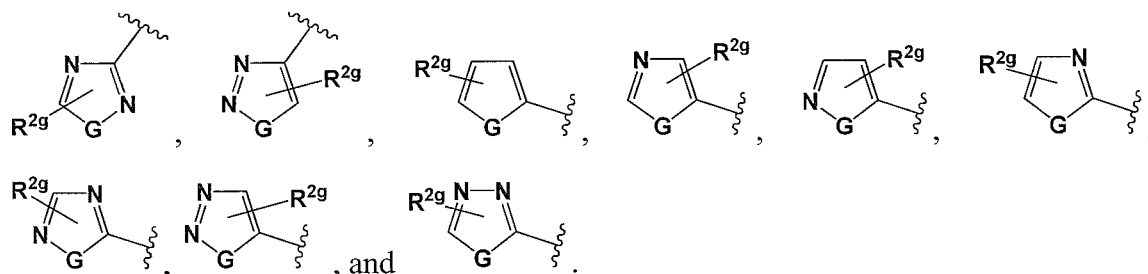


[00267] In some embodiments of Formula Ia, Ring B is selected from the



[00268] In some embodiments of Formula **Ia**, Ring B is selected from the





[00269] In some embodiments of Formula **Ia** and/or **Id**, R^{2a} is Cl.

[00270] In some embodiments of Formula **Ia**, **Id**, and/or **Ig**, R^{2a} is Me.

[00271] In some embodiments of Formula **Ia**, **Id**, and/or **Ig**, R^{2a} is CF₃.

[00272] In some embodiments of Formula **Ia**, **Id**, and/or **Ig**, R^{2a} is CN.

[00273] In some embodiments of Formula **Ia**, **Id**, and/or **Ig**, R^{2a} is 1 substituent and is Me.

[00274] In some embodiments of Formula **Ia**, **Id**, and/or **Ig**, R^{2a} is 2 substituents and both are Me.

[00275] In some embodiments of Formula **Ia**, **Id**, and/or **Ig**, R^{2a} is 1 substituent and is CF₃.

[00276] In some embodiments of Formula **Ia**, **Id**, and/or **Ig**, R^{2a} is 2 substituents and both are CF₃.

[00277] In some embodiments of Formula **Ia**, **Id**, and/or **Ig**, R^{2a} is 1 substituent and is CN.

[00278] In some embodiments of Formula **Ia**, **Id**, and/or **Ig**, R^{2a} is 2 substituents and both are CN.

[00279] In some embodiments of Formula **Ia**, **Id**, and/or **Ig**, R^{2a} is -C₁₋₂ alkyl.

[00280] In some embodiments of Formula **Ia**, **Id**, and/or **Ig**, R^{2a} is -C₁₋₃ alkyl.

[00281] In some embodiments of Formula **Ia**, **Id**, and/or **Ig**, R^{2a} is -C₁₋₄ alkyl.

[00282] In some embodiments of Formula **Ia**, **Id**, and/or **Ig**, R^{2a} is -C₁₋₅ alkyl.

[00283] In some embodiments of Formula **Ia**, **Id**, and/or **Ig**, R^{2a} is -C₁₋₆ alkyl.

[00284] In some embodiments of Formula **Ia**, **Id**, and/or **Ig**, R^{2a} is -C₂₋₆ alkyl.

[00285] In some embodiments of Formula **Ia**, **Id**, and/or **Ig**, R^{2a} is -C₃₋₆ alkyl.

[00286] In some embodiments of Formula **Ia**, **Id**, and/or **Ig**, R^{2a} is -C₄₋₆ alkyl.

[00287] In some embodiments of Formula **Ia**, **Id**, and/or **Ig**, R^{2a} is -C₂₋₅ alkyl.

[00288] In some embodiments of Formula **Ia**, **Id**, and/or **Ig**, R^{2a} is -C₃₋₄ alkyl.

- [00289] In some embodiments of Formula **Ia** and/or **Ig**, R^{2b} is a halide.
- [00290] In some embodiments of Formula **Ia**, **Id**, and/or **Ig**, R^{2b} is F.
- [00291] In some embodiments of Formula **Ia** and/or **Ig**, R^{2b} is Cl.
- [00292] In some embodiments of Formula **Ia**, R^{2b} is Me.
- [00293] In some embodiments of Formula **Id** and/or **Ig**, R^{2b} is OH.
- [00294] In some embodiments of Formula **Id** and/or **Ig**, R^{2b} is OMe.
- [00295] In some embodiments of Formula **Ia**, **Id**, and/or **Ig**, R^{2b} is CF_3 .
- [00296] In some embodiments of Formula **Ia**, **Id**, and/or **Ig**, R^{2b} is CN.
- [00297] In some embodiments of Formula **Ia**, **Id**, and/or **Ig**, R^{2b} is 1 substituent and is F.
- [00298] In some embodiments of Formula **Ia**, **Id**, and/or **Ig**, R^{2b} is 2 substituents and both are F.
- [00299] In some embodiments of Formula **Ia**, R^{2b} is 1 substituent and is Me.
- [00300] In some embodiments of Formula **Ia**, R^{2b} is 2 substituents and both are Me.
- [00301] In some embodiments of Formula **Ia**, **Id**, and/or **Ig**, R^{2b} is 1 substituent and is CF_3 .
- [00302] In some embodiments of Formula **Ia**, **Id**, and/or **Ig**, R^{2b} is 2 substituents and both are CF_3 .
- [00303] In some embodiments of Formula **Id** and/or **Ig**, R^{2b} is 1 substituent and is OMe.
- [00304] In some embodiments of Formula **Id** and/or **Ig**, R^{2b} is 2 substituents and both are OMe.
- [00305] In some embodiments of Formula **Ia**, R^{2b} is 2 substituents and are F and Me.
- [00306] In some embodiments of Formula **Ia**, **Id**, and/or **Ig**, R^{2b} is 2 substituents and are F and CF_3 .
- [00307] In some embodiments of Formula **Id** and/or **Ig**, R^{2b} is 2 substituents and are F and OMe.
- [00308] In some embodiments of Formula **Ia**, **Id**, and/or **Ig**, R^{2b} is 1 substituent and is CN.

[00309] In some embodiments of Formula **Ia**, **Id**, and/or **Ig**, R^{2b} is 2 substituents and both are CN.

[00310] In some embodiments of Formula **Ia**, **Id**, and/or **Ig**, R^{2b} is 2 substituents and are F and CN.

[00311] In some embodiments of Formula **Ia**, R^{2b} is $-C_{1-2}$ alkyl.

[00312] In some embodiments of Formula **Ia**, R^{2b} is $-C_{1-3}$ alkyl.

[00313] In some embodiments of Formula **Ia**, R^{2b} is $-C_{1-4}$ alkyl.

[00314] In some embodiments of Formula **Ia**, R^{2b} is $-C_{1-5}$ alkyl.

[00315] In some embodiments of Formula **Ia**, R^{2b} is $-C_{1-6}$ alkyl.

[00316] In some embodiments of Formula **Ia**, **Id**, and/or **Ig**, R^{2b} is $-C_{2-6}$ alkyl.

[00317] In some embodiments of Formula **Ia**, **Id**, and/or **Ig**, R^{2b} is $-C_{3-6}$ alkyl.

[00318] In some embodiments of Formula **Ia**, **Id**, and/or **Ig**, R^{2b} is $-C_{4-6}$ alkyl.

[00319] In some embodiments of Formula **Ia**, **Id**, and/or **Ig**, R^{2b} is $-C_{2-5}$ alkyl.

[00320] In some embodiments of Formula **Ia**, **Id**, and/or **Ig**, R^{2b} is $-C_{3-4}$ alkyl.

[00321] In some embodiments of Formula **Ia** and/or **Ig**, R^{2c} is a halide.

[00322] In some embodiments of Formula **Ia**, **Id**, and/or **Ig**, R^{2c} is F.

[00323] In some embodiments of Formula **Ia** and/or **Ig**, R^{2c} is Cl.

[00324] In some embodiments of Formula **Ia**, **Id**, and/or **Ig**, R^{2c} is Me.

[00325] In some embodiments of Formula **Ia**, **Id**, and/or **Ig**, R^{2c} is OH.

[00326] In some embodiments of Formula **Ia**, **Id**, and/or **Ig**, R^{2c} is OMe.

[00327] In some embodiments of Formula **Ia**, **Id**, and/or **Ig**, R^{2c} is CF_3 .

[00328] In some embodiments of Formula **Ia**, **Id**, and/or **Ig**, R^{2c} is CN.

[00329] In some embodiments of Formula **Ia**, **Id**, and/or **Ig**, R^{2c} is 1 substituent and is F.

[00330] In some embodiments of Formula **Ia**, **Id**, and/or **Ig**, R^{2c} is 2 substituents and both are F.

[00331] In some embodiments of Formula **Ia**, **Id**, and/or **Ig**, R^{2c} is 1 substituent and is Me.

[00332] In some embodiments of Formula **Ia**, **Id**, and/or **Ig**, R^{2c} is 2 substituents and both are Me.

[00333] In some embodiments of Formula **Ia**, **Id**, and/or **Ig**, R^{2c} is 1 substituent and is CF_3 .

[00334] In some embodiments of Formula **Ia**, **Id**, and/or **Ig**, R^{2c} is 2 substituents and both are CF_3 .

[00335] In some embodiments of Formula **Ia**, **Id**, and/or **Ig**, R^{2c} is 1 substituent and is OMe.

[00336] In some embodiments of Formula **Ia**, **Id**, and/or **Ig**, R^{2c} is 2 substituents and both are OMe.

[00337] In some embodiments of Formula **Ia**, **Id**, and/or **Ig**, R^{2c} is 2 substituents and are F and Me.

[00338] In some embodiments of Formula **Ia**, **Id**, and/or **Ig**, R^{2c} is 2 substituents and are F and CF_3 .

[00339] In some embodiments of Formula **Ia**, **Id**, and/or **Ig**, R^{2c} is 2 substituents and are F and OMe.

[00340] In some embodiments of Formula **Ia**, **Id**, and/or **Ig**, R^{2c} is 1 substituent and is CN.

[00341] In some embodiments of Formula **Ia**, **Id**, and/or **Ig**, R^{2c} is 2 substituents and both are CN.

[00342] In some embodiments of Formula **Ia**, **Id**, and/or **Ig**, R^{2c} is 2 substituents and are F and CN.

[00343] In some embodiments of Formula **Ia**, **Id**, and/or **Ig**, R^{2c} is $-C_{1-2}$ alkyl.

[00344] In some embodiments of Formula **Ia**, **Id**, and/or **Ig**, R^{2c} is $-C_{1-3}$ alkyl.

[00345] In some embodiments of Formula **Ia**, **Id**, and/or **Ig**, R^{2c} is $-C_{1-4}$ alkyl.

[00346] In some embodiments of Formula **Ia**, **Id**, and/or **Ig**, R^{2c} is $-C_{1-5}$ alkyl.

[00347] In some embodiments of Formula **Ia**, **Id**, and/or **Ig**, R^{2c} is $-C_{1-6}$ alkyl.

[00348] In some embodiments of Formula **Ia**, **Id**, and/or **Ig**, R^{2c} is $-C_{2-6}$ alkyl.

[00349] In some embodiments of Formula **Ia**, **Id**, and/or **Ig**, R^{2c} is $-C_{3-6}$ alkyl.

[00350] In some embodiments of Formula **Ia**, **Id**, and/or **Ig**, R^{2c} is $-C_{4-6}$ alkyl.

[00351] In some embodiments of Formula **Ia**, **Id**, and/or **Ig**, R^{2c} is $-C_{2-5}$ alkyl.

[00352] In some embodiments of Formula **Ia**, **Id**, and/or **Ig**, R^{2c} is $-C_{3-4}$ alkyl.

[00353] In some embodiments of Formula **Ia** and/or **Ig**, R^{2d} is a halide.

- [00354] In some embodiments of Formula **Ia**, **Id**, and/or **Ig**, R^{2d} is F.
- [00355] In some embodiments of Formula **Ia**, **Id**, and/or **Ig**, R^{2d} is Cl.
- [00356] In some embodiments of Formula **Ia**, **Id**, and/or **Ig**, R^{2d} is Me.
- [00357] In some embodiments of Formula **Ia**, **Id**, and/or **Ig**, R^{2d} is OH.
- [00358] In some embodiments of Formula **Ia**, **Id**, and/or **Ig**, R^{2d} is OMe.
- [00359] In some embodiments of Formula **Ia**, **Id**, and/or **Ig**, R^{2d} is CF_3 .
- [00360] In some embodiments of Formula **Ia**, **Id**, and/or **Ig**, R^{2d} is CN.
- [00361] In some embodiments of Formula **Ia**, **Id**, and/or **Ig**, R^{2d} is 1 substituent and is F.
- [00362] In some embodiments of Formula **Ia**, **Id**, and/or **Ig**, R^{2d} is 2 substituents and both are F.
- [00363] In some embodiments of Formula **Ia**, **Id**, and/or **Ig**, R^{2d} is 1 substituent and is Me.
- [00364] In some embodiments of Formula **Ia**, **Id**, and/or **Ig**, R^{2d} is 2 substituents and both are Me.
- [00365] In some embodiments of Formula **Ia**, **Id**, and/or **Ig**, R^{2d} is 1 substituent and is CF_3 .
- [00366] In some embodiments of Formula **Ia**, **Id**, and/or **Ig**, R^{2d} is 2 substituents and both are CF_3 .
- [00367] In some embodiments of Formula **Ia**, **Id**, and/or **Ig**, R^{2d} is 1 substituent and is OMe.
- [00368] In some embodiments of Formula **Ia**, **Id**, and/or **Ig**, R^{2d} is 2 substituents and both are OMe.
- [00369] In some embodiments of Formula **Ia**, **Id**, and/or **Ig**, R^{2d} is 2 substituents and are F and Me.
- [00370] In some embodiments of Formula **Ia**, **Id**, and/or **Ig**, R^{2d} is 2 substituents and are F and CF_3 .
- [00371] In some embodiments of Formula **Ia**, **Id**, and/or **Ig**, R^{2d} is 2 substituents and are F and OMe.
- [00372] In some embodiments of Formula **Ia**, **Id**, and/or **Ig**, R^{2d} is 1 substituent and is CN.

[00373] In some embodiments of Formula **Ia**, **Id**, and/or **Ig**, R^{2d} is 2 substituents and both are CN.

[00374] In some embodiments of Formula **Ia**, **Id**, and/or **Ig**, R^{2d} is 2 substituents and are F and CN.

[00375] In some embodiments of Formula **Ia**, **Id**, and/or **Ig**, R^{2d} is $-C_{1-2}$ alkyl.

[00376] In some embodiments of Formula **Ia**, **Id**, and/or **Ig**, R^{2d} is $-C_{1-3}$ alkyl.

[00377] In some embodiments of Formula **Ia**, **Id**, and/or **Ig**, R^{2d} is $-C_{1-4}$ alkyl.

[00378] In some embodiments of Formula **Ia**, **Id**, and/or **Ig**, R^{2d} is $-C_{1-5}$ alkyl.

[00379] In some embodiments of Formula **Ia**, **Id**, and/or **Ig**, R^{2d} is $-C_{1-6}$ alkyl.

[00380] In some embodiments of Formula **Ia**, **Id**, and/or **Ig**, R^{2d} is $-C_{2-6}$ alkyl.

[00381] In some embodiments of Formula **Ia**, **Id**, and/or **Ig**, R^{2d} is $-C_{3-6}$ alkyl.

[00382] In some embodiments of Formula **Ia**, **Id**, and/or **Ig**, R^{2d} is $-C_{4-6}$ alkyl.

[00383] In some embodiments of Formula **Ia**, **Id**, and/or **Ig**, R^{2d} is $-C_{2-5}$ alkyl.

[00384] In some embodiments of Formula **Ia**, **Id**, and/or **Ig**, R^{2d} is $-C_{3-4}$ alkyl.

[00385] In some embodiments of Formula **Ia** and/or **Id**, R^{2e} is H.

[00386] In some embodiments of Formula **Ia** and/or **Id**, R^{2e} is a halide.

[00387] In some embodiments of Formula **Ia** and/or **Id**, R^{2e} is F.

[00388] In some embodiments of Formula **Ia** and/or **Id**, R^{2e} is Cl.

[00389] In some embodiments of Formula **Ia** and/or **Id**, R^{2e} is Me.

[00390] In some embodiments of Formula **Ia** and/or **Id**, R^{2e} is OH.

[00391] In some embodiments of Formula **Ia** and/or **Id**, R^{2e} is OMe.

[00392] In some embodiments of Formula **Ia** and/or **Id**, R^{2e} is CF_3 .

[00393] In some embodiments of Formula **Ia** and/or **Id**, R^{2e} is CN.

[00394] In some embodiments of Formula **Ia** and/or **Id**, R^{2e} is 1 substituent and is F.

[00395] In some embodiments of Formula **Ia** and/or **Id**, R^{2e} is 2 substituents and both are F.

[00396] In some embodiments of Formula **Ia** and/or **Id**, R^{2e} is 1 substituent and is Me.

[00397] In some embodiments of Formula **Ia** and/or **Id**, R^{2e} is 2 substituents and both are Me.

[00398] In some embodiments of Formula **Ia** and/or **Id**, R^{2e} is 1 substituent and is CF_3 .

[00399] In some embodiments of Formula **Ia** and/or **Id**, R^{2e} is 2 substituents and both are CF_3 .

[00400] In some embodiments of Formula **Ia** and/or **Id**, R^{2e} is 1 substituent and is OMe.

[00401] In some embodiments of Formula **Ia** and/or **Id**, R^{2e} is 2 substituents and both are OMe.

[00402] In some embodiments of Formula **Ia** and/or **Id**, R^{2e} is 2 substituents and are F and Me.

[00403] In some embodiments of Formula **Ia** and/or **Id**, R^{2e} is 2 substituents and are F and CF_3 .

[00404] In some embodiments of Formula **Ia** and/or **Id**, R^{2e} is 2 substituents and are F and OMe.

[00405] In some embodiments of Formula **Ia** and/or **Id**, R^{2e} is 1 substituent and is CN.

[00406] In some embodiments of Formula **Ia** and/or **Id**, R^{2e} is 2 substituents and both are CN.

[00407] In some embodiments of Formula **Ia** and/or **Id**, R^{2e} is 2 substituents and are F and CN.

[00408] In some embodiments of Formula **Ia** and/or **Id**, R^{2e} is $-C_{1-2}$ alkyl.

[00409] In some embodiments of Formula **Ia** and/or **Id**, R^{2e} is $-C_{1-3}$ alkyl.

[00410] In some embodiments of Formula **Ia** and/or **Id**, R^{2e} is $-C_{1-4}$ alkyl.

[00411] In some embodiments of Formula **Ia** and/or **Id**, R^{2e} is $-C_{1-5}$ alkyl.

[00412] In some embodiments of Formula **Ia** and/or **Id**, R^{2e} is $-C_{1-6}$ alkyl.

[00413] In some embodiments of Formula **Ia** and/or **Id**, R^{2e} is $-C_{2-6}$ alkyl.

[00414] In some embodiments of Formula **Ia** and/or **Id**, R^{2e} is $-C_{3-6}$ alkyl.

[00415] In some embodiments of Formula **Ia** and/or **Id**, R^{2e} is $-C_{4-6}$ alkyl.

[00416] In some embodiments of Formula **Ia** and/or **Id**, R^{2e} is $-C_{2-5}$ alkyl.

[00417] In some embodiments of Formula **Ia** and/or **Id**, R^{2e} is $-C_{3-4}$ alkyl.

[00418] In some embodiments of Formula **Ia**, R^{2f} is a halide.

- [00419] In some embodiments of Formula **Ia**, R^{2f} is F.
- [00420] In some embodiments of Formula **Ia**, R^{2f} is Cl.
- [00421] In some embodiments of Formula **Ia**, R^{2f} is Me.
- [00422] In some embodiments of Formula **Ia**, R^{2f} is OH.
- [00423] In some embodiments of Formula **Ia**, R^{2f} is OMe.
- [00424] In some embodiments of Formula **Ia**, R^{2f} is CF₃.
- [00425] In some embodiments of Formula **Ia**, R^{2f} is CN.
- [00426] In some embodiments of Formula **Ia**, R^{2f} is 1 substituent and is F.
- [00427] In some embodiments of Formula **Ia**, R^{2f} is 2 substituents and both are F.
- [00428] In some embodiments of Formula **Ia**, R^{2f} is 1 substituent and is Me.
- [00429] In some embodiments of Formula **Ia**, R^{2f} is 2 substituents and both are Me.
- [00430] In some embodiments of Formula **Ia**, R^{2f} is 1 substituent and is CF₃.
- [00431] In some embodiments of Formula **Ia**, R^{2f} is 2 substituents and both are CF₃.
- [00432] In some embodiments of Formula **Ia**, R^{2f} is 1 substituent and is OMe.
- [00433] In some embodiments of Formula **Ia**, R^{2f} is 2 substituents and both are OMe.
- [00434] In some embodiments of Formula **Ia**, R^{2f} is 2 substituents and are F and Me.
- [00435] In some embodiments of Formula **Ia**, R^{2f} is 2 substituents and are F and CF₃.
- [00436] In some embodiments of Formula **Ia**, R^{2f} is 2 substituents and are F and OMe.
- [00437] In some embodiments of Formula **Ia**, R^{2f} is 1 substituent and is CN.
- [00438] In some embodiments of Formula **Ia**, R^{2f} is 2 substituents and both are CN.
- [00439] In some embodiments of Formula **Ia**, R^{2f} is 2 substituents and are F and CN.
- [00440] In some embodiments of Formula **Ia**, R^{2f} is -C₁₋₂ alkyl.

- [00441] In some embodiments of Formula **Ia**, R^{2f} is -C₁₋₃ alkyl.
- [00442] In some embodiments of Formula **Ia**, R^{2f} is -C₁₋₄ alkyl.
- [00443] In some embodiments of Formula **Ia**, R^{2f} is -C₁₋₅ alkyl.
- [00444] In some embodiments of Formula **Ia**, R^{2f} is -C₁₋₆ alkyl.
- [00445] In some embodiments of Formula **Ia**, R^{2f} is -C₂₋₆ alkyl.
- [00446] In some embodiments of Formula **Ia**, R^{2f} is -C₃₋₆ alkyl.
- [00447] In some embodiments of Formula **Ia**, R^{2f} is -C₄₋₆ alkyl.
- [00448] In some embodiments of Formula **Ia**, R^{2f} is -C₂₋₅ alkyl.
- [00449] In some embodiments of Formula **Ia**, R^{2f} is -C₃₋₄ alkyl.
- [00450] In some embodiments of Formula **Ia**, R^{2g} is H.
- [00451] In some embodiments of Formula **Ia**, R^{2g} is a halide.
- [00452] In some embodiments of Formula **Ia**, R^{2g} is F.
- [00453] In some embodiments of Formula **Ia**, R^{2g} is Cl.
- [00454] In some embodiments of Formula **Ia**, R^{2g} is Me.
- [00455] In some embodiments of Formula **Ia**, R^{2g} is OH.
- [00456] In some embodiments of Formula **Ia**, R^{2g} is OMe.
- [00457] In some embodiments of Formula **Ia**, R^{2g} is CF₃.
- [00458] In some embodiments of Formula **Ia**, R^{2g} is CN.
- [00459] In some embodiments of Formula **Ia**, R^{2g} is 1 substituent and is F.
- [00460] In some embodiments of Formula **Ia**, R^{2g} is 2 substituents and both are F.
- [00461] In some embodiments of Formula **Ia**, R^{2g} is 1 substituent and is Me.
- [00462] In some embodiments of Formula **Ia**, R^{2g} is 2 substituents and both are Me.
- [00463] In some embodiments of Formula **Ia**, R^{2g} is 1 substituent and is CF₃.
- [00464] In some embodiments of Formula **Ia**, R^{2g} is 2 substituents and both are CF₃.
- [00465] In some embodiments of Formula **Ia**, R^{2g} is 1 substituent and is OMe.
- [00466] In some embodiments of Formula **Ia**, R^{2g} is 2 substituents and both are OMe.

[00467] In some embodiments of Formula **Ia**, R^{2g} is 2 substituents and are F and Me.

[00468] In some embodiments of Formula **Ia**, R^{2g} is 2 substituents and are F and CF_3 .

[00469] In some embodiments of Formula **Ia**, R^{2g} is 2 substituents and are F and OMe.

[00470] In some embodiments of Formula **Ia**, R^{2g} is 1 substituent and is CN.

[00471] In some embodiments of Formula **Ia**, R^{2g} is 2 substituents and both are CN.

[00472] In some embodiments of Formula **Ia**, R^{2g} is 2 substituents and are F and CN.

[00473] In some embodiments of Formula **Ia**, R^{2g} is $-C_{1-2}$ alkyl.

[00474] In some embodiments of Formula **Ia**, R^{2g} is $-C_{1-3}$ alkyl.

[00475] In some embodiments of Formula **Ia**, R^{2g} is $-C_{1-4}$ alkyl.

[00476] In some embodiments of Formula **Ia**, R^{2g} is $-C_{1-5}$ alkyl.

[00477] In some embodiments of Formula **Ia**, R^{2g} is $-C_{1-6}$ alkyl.

[00478] In some embodiments of Formula **Ia**, R^{2g} is $-C_{2-6}$ alkyl.

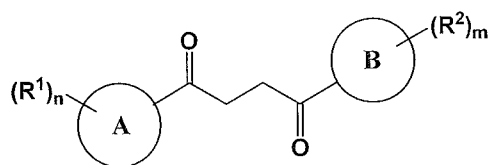
[00479] In some embodiments of Formula **Ia**, R^{2g} is $-C_{3-6}$ alkyl.

[00480] In some embodiments of Formula **Ia**, R^{2g} is $-C_{4-6}$ alkyl.

[00481] In some embodiments of Formula **Ia**, R^{2g} is $-C_{2-5}$ alkyl.

[00482] In some embodiments of Formula **Ia**, R^{2g} is $-C_{3-4}$ alkyl.

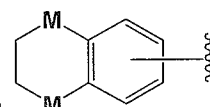
[00483] Some additional embodiments of Formula **I** include compounds of Formula (**Ib**):



Ib

or salts, pharmaceutically acceptable salts, or prodrugs thereof.

[00484] In some embodiments of Formula **Ib**, Ring A is



[00485] In some embodiments of Formula **Ib**, Ring B is selected from the group consisting of phenyl and a 5-6 membered heteroaryl, wherein a carbon atom on the ring is attached to the carbonyl carbon.

[00486] In some embodiments of Formula **Ib**, each R^1 is a substituent attached to Ring A and is independently selected at each occurrence from the group consisting of H, unsubstituted $-C_{1-6}$ alkyl, $-C_{1-3}$ haloalkyl, halide, $-OR^3$, CF_3 , and CN.

[00487] In some embodiments of Formula **Ib**, each R^2 is a substituent attached to Ring B and is independently selected at each occurrence from the group consisting of H, unsubstituted $-C_{1-6}$ alkyl, $-CH_2OH$, $-CH_2N(R^{3b})_2$, $-C_{1-3}$ haloalkyl, halide, $-OR^3$, CF_3 , and CN.

[00488] In some embodiments of Formula **Ib**, each R^3 is independently selected from the group consisting of H, unsubstituted $-C_{1-6}$ alkyl, $-C_{1-3}$ haloalkyl, and CF_3 .

[00489] In some embodiments of Formula **Ib**, each R^{3b} is independently selected from the group consisting of H and unsubstituted $-C_{1-3}$ alkyl.

[00490] In some embodiments of Formula **Ib**, each M is independently selected from the group consisting of N, C, S and O.

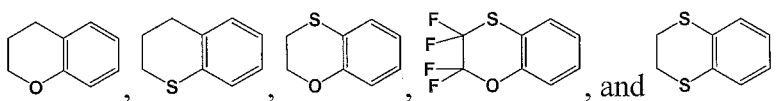
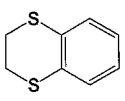
[00491] In some embodiments of Formula **Ib**, both M are not O.

[00492] In some embodiments of Formula **Ib**, both M are not C.

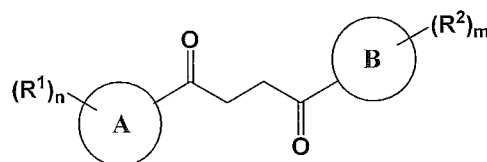
[00493] In some embodiments of Formula **Ib**, m is an integer of 1 to 5.

[00494] In some embodiments of Formula **Ib**, n is an integer of 1 to 10.

[00495] In some embodiments of Formula **Ib**, Ring A is selected from the

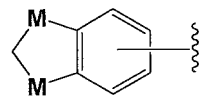
group consisting of , and .

[00496] Some additional embodiments of Formula **I** include compounds of Formula (**Ic**):



Ic

or salts, pharmaceutically acceptable salts, or prodrugs thereof.



[00497] In some embodiments of Formula **Ic**, Ring A is

[00498] In some embodiments of Formula **Ic**, Ring B is selected from the group consisting of phenyl and a 5-6 membered heteroaryl, wherein a carbon atom on the ring is attached to the carbonyl carbon.

[00499] In some embodiments of Formula **Ic**, each R^1 is a substituent attached to Ring A and is independently selected at each occurrence from the group consisting of H, unsubstituted $-C_{1-6}$ alkyl, $-C_{1-3}$ haloalkyl, halide, $-OR^3$, CF_3 , and CN.

[00500] In some embodiments of Formula **Ic**, each R^2 is a substituent attached to Ring B and is independently selected at each occurrence from the group consisting of H, unsubstituted $-C_{1-6}$ alkyl, $-CH_2OH$, $-CH_2N(R^{3b})_2$, $-C_{1-3}$ haloalkyl, halide, $-OR^3$, CF_3 , and CN.

[00501] In some embodiments of Formula **Ic**, each R^3 is independently selected from the group consisting of H, unsubstituted $-C_{1-6}$ alkyl, $-C_{1-3}$ haloalkyl, and CF_3 .

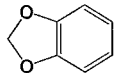
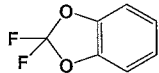
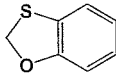
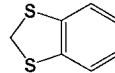
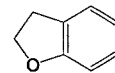
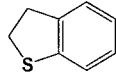
[00502] In some embodiments of Formula **Ic**, each R^{3b} is independently selected from the group consisting of H and unsubstituted $-C_{1-3}$ alkyl.

[00503] In some embodiments of Formula **Ic**, each M is independently selected from the group consisting of N, C, S and O.

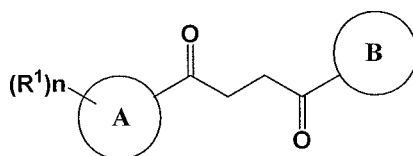
[00504] In some embodiments of Formula **Ic**, if one M is C, the other M is selected from the group consisting of N, S, and O.

[00505] In some embodiments of Formula **Ic**, m is an integer of 1 to 5.

[00506] In some embodiments of Formula **Ic**, n is an integer of 1 to 10.

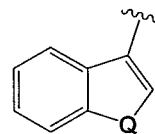
[00507] In some embodiments of Formula **Ic**, Ring A is selected from the group consisting of , , , , , and .

[00508] Some additional embodiments of Formula **I** include compounds of Formula (**Id**):

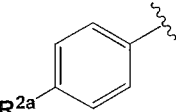
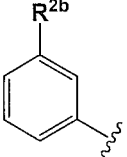
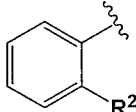
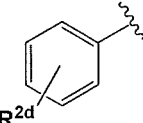
**Id**

or salts, pharmaceutically acceptable salts, or prodrugs thereof.

[00509] In some embodiments of Formula **Id**, Ring A is



[00510] In some embodiments of Formula **Id**, Ring B is selected from the

group consisting of , , , , and a 5-6 membered heteroarylR^{2e}, wherein a carbon atom on the ring is attached to the carbonyl carbon.

[00511] In some embodiments of Formula **Id**, each R¹ is a substituent attached to Ring A and is independently selected at each occurrence from the group consisting of H, unsubstituted -C₁₋₆ alkyl, -C₁₋₃ haloalkyl, halide, -OR³, CF₃, and CN.

[00512] In some embodiments of Formula **Id**, R^{2a} is a substituent attached to the para position of phenyl and selected from the group consisting of H, unsubstituted -C₁₋₆ alkyl, -CH₂OH, -CH₂N(R^{3b})₂, -C₁₋₃ haloalkyl, Cl, Br, I, -OR^{3a}, CF₃, and CN.

[00513] In some embodiments of Formula **Id**, R^{2b} is a substituent attached to the meta position of phenyl and selected from the group consisting of H, unsubstituted -C₂₋₆ alkyl, -CH₂OH, -CH₂N(R^{3b})₂, -C₁₋₃ haloalkyl, F, I, -OR³, CF₃, and CN.

[00514] In some embodiments of Formula **Id**, R^{2c} is a substituent attached to the ortho position of phenyl and selected from the group consisting of H, unsubstituted -C₁₋₆ alkyl, -CH₂OH, -CH₂N(R^{3b})₂, -C₁₋₃ haloalkyl, F, Br, I, -OR³, CF₃, and CN.

[00515] In some embodiments of Formula **Id**, R^{2d} is 2-5 substituents, each attached to the phenyl and are independently selected at each occurrence from the group consisting of H, unsubstituted -C₁₋₆ alkyl, -CH₂OH, -CH₂N(R^{3b})₂, -C₁₋₃ haloalkyl, halide, -OR³, CF₃, and CN.

[00516] In some embodiments of Formula **Id**, R^{2c} is 1-3 substituents, each attached to the heteroaryl ring and are independently selected at each occurrence from the group consisting of H, unsubstituted $-C_{1-6}$ alkyl, $-CH_2OH$, $-CH_2N(R^{3b})_2$, $-C_{1-3}$ haloalkyl, halide, $-OR^3$, CF_3 , and CN.

[00517] In some embodiments of Formula **Id**, each R^3 is independently selected from the group consisting of H, unsubstituted $-C_{1-6}$ alkyl, $-C_{1-3}$ haloalkyl, and CF_3 .

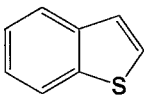
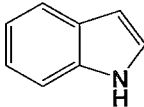
[00518] In some embodiments of Formula **Id**, each R^{3a} is independently selected from the group consisting of H, unsubstituted $-C_{2-6}$ alkyl, $-C_{1-3}$ haloalkyl, and CF_3 ;

[00519] In some embodiments of Formula **Id**, each R^{3b} is independently selected from the group consisting of H and unsubstituted $-C_{1-3}$ alkyl.

[00520] In some embodiments of Formula **Id**, Q is S or NH.

[00521] In some embodiments of Formula **Id**, n is an integer of 1 to 5.

[00522] In some embodiments of Formula **Id**, Ring A is selected from the

group consisting of  and .

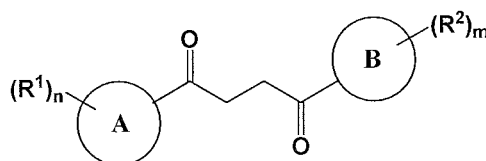
[00523] In some embodiments of Formula **Id**, R^{2a} is H.

[00524] In some embodiments of Formula **Id**, R^{2b} is H.

[00525] In some embodiments of Formula **Id**, R^{2c} is H.

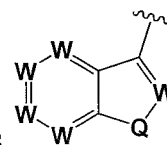
[00526] In some embodiments of Formula **Id**, R^{2d} is H.

[00527] Some additional embodiments of Formula **I** include compounds of Formula (**Ie**):



Ie

or salts, pharmaceutically acceptable salts, or prodrugs thereof.



[00528] In some embodiments of Formula **Ie**, Ring A is

[00529] In some embodiments of Formula **Ie**, Ring B is selected from the group consisting of phenyl and a 5-6 membered heteroaryl, wherein a carbon atom on the ring is attached to the carbonyl carbon.

[00530] In some embodiments of Formula **Ie**, each R^1 is a substituent attached to Ring A and is independently selected at each occurrence from the group consisting of H, unsubstituted $-C_{1-6}$ alkyl, $-C_{1-3}$ haloalkyl, halide, $-OR^3$, CF_3 , and CN.

[00531] In some embodiments of Formula **Ie**, each R^2 is a substituent attached to Ring B and is independently selected at each occurrence from the group consisting of H, unsubstituted $-C_{1-6}$ alkyl, $-CH_2OH$, $-CH_2N(R^{3b})_2$, $-C_{1-3}$ haloalkyl, halide, $-OR^3$, CF_3 , and CN.

[00532] In some embodiments of Formula **Ie**, each R^3 is independently selected from the group consisting of H, unsubstituted $-C_{1-6}$ alkyl, $-C_{1-3}$ haloalkyl, and CF_3 .

[00533] In some embodiments of Formula **Ie**, each R^{3b} is independently selected from the group consisting of H and unsubstituted $-C_{1-3}$ alkyl.

[00534] In some embodiments of Formula **Ie**, each W is N or C.

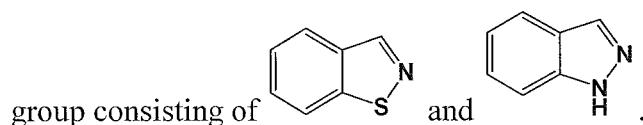
[00535] In some embodiments of Formula **Ie**, at least one W must be N.

[00536] In some embodiments of Formula **Ie**, Q is S or NH.

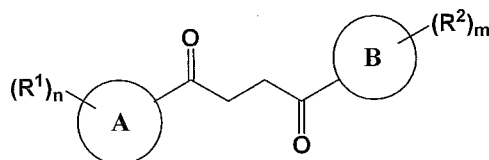
[00537] In some embodiments of Formula **Ie**, m is an integer of 1 to 5.

[00538] In some embodiments of Formula **Ie**, n is an integer of 1 to 4.

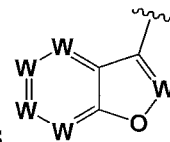
[00539] In some embodiments of Formula **Ie**, Ring A is selected from the



[00540] Some additional embodiments of Formula **I** include compounds of Formula (**If**):

**If**

or salts, pharmaceutically acceptable salts, or prodrugs thereof.



[00541] In some embodiments of Formula **If**, Ring A is

[00542] In some embodiments of Formula **If**, Ring B is selected from the group consisting of phenyl and a 5-6 membered heteroaryl, wherein a carbon atom on the ring is attached to the carbonyl carbon.

[00543] In some embodiments of Formula **If**, each R^1 is a substituent attached to Ring A and is independently selected at each occurrence from the group consisting of H, unsubstituted $-C_{1-6}$ alkyl, $-C_{1-3}$ haloalkyl, halide, $-OR^3$, CF_3 , and CN.

[00544] In some embodiments of Formula **If**, each R^2 is a substituent attached to Ring B and is independently selected at each occurrence from the group consisting of H, unsubstituted $-C_{1-6}$ alkyl, $-CH_2OH$, $-CH_2N(R^{3b})_2$, $-C_{1-3}$ haloalkyl, halide, $-OR^3$, CF_3 , and CN.

[00545] In some embodiments of Formula **If**, each R^3 is independently selected from the group consisting of H, unsubstituted $-C_{1-6}$ alkyl, $-C_{1-3}$ haloalkyl, and CF_3 .

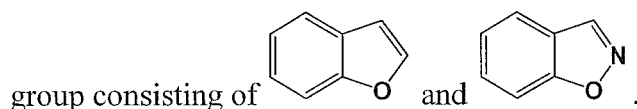
[00546] In some embodiments of Formula **If**, each R^{3b} is independently selected from the group consisting of H and unsubstituted $-C_{1-3}$ alkyl.

[00547] In some embodiments of Formula **If**, each W is N or C.

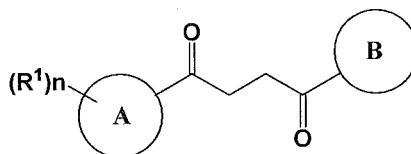
[00548] In some embodiments of Formula **If**, m is an integer of 1 to 5.

[00549] In some embodiments of Formula **If**, n is an integer of 1 to 5.

[00550] In some embodiments of Formula **If**, Ring A is selected from the



[00551] Some additional embodiments of Formula **I** include compounds of Formula (**Ig**):

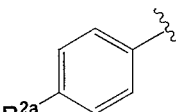
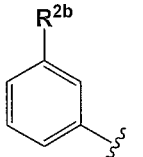
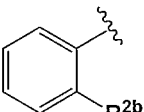
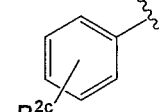


Ig

or salts, pharmaceutically acceptable salts, or prodrugs thereof.

[00552] In some embodiments of Formula **Ig**, Ring A is .

[00553] In some embodiments of Formula **Ig**, Ring B is selected from the

group consisting of , , , , and a 5-6 membered heteroarylR^{2d}, wherein a carbon atom on the ring is attached to the carbonyl carbon.

[00554] In some embodiments of Formula **Ig**, each R¹ is a substituent attached to Ring A and is independently selected at each occurrence from the group consisting of H, unsubstituted -C₁₋₆ alkyl, -C₁₋₃ haloalkyl, halide, -OR³, CF₃, and CN.

[00555] In some embodiments of Formula **Ig**, R^{2a} is a substituent attached to the para position of phenyl and is selected from the group consisting of unsubstituted -C₁₋₆ alkyl, -CH₂OH, -CH₂N(R^{3b})₂, -C₁₋₃ haloalkyl, F, I, -OR³, CF₃, and CN.

[00556] In some embodiments of Formula **Ig**, R^{2b} is a substituent attached to the meta or ortho position of phenyl and is selected from the group consisting of unsubstituted -C₂₋₆ alkyl, -CH₂OH, -CH₂N(R^{3b})₂, -C₁₋₃ haloalkyl, halide, -OR³, CF₃, and CN.

[00557] In some embodiments of Formula **Ig**, R^{2c} is 2-5 substituents, each attached to the phenyl and are independently selected at each occurrence from the group consisting of unsubstituted -C₁₋₆ alkyl, -CH₂OH, -CH₂N(R^{3b})₂, -C₁₋₃ haloalkyl, halide, -OR³, CF₃, and CN.

[00558] In some embodiments of Formula **Ig**, R^{2d} is 1-3 substituents, each attached to the heteroaryl ring and are independently selected at each occurrence from the

group consisting of H, unsubstituted $-C_{1-6}$ alkyl, $-CH_2OH$, $-CH_2N(R^{3b})_2$, $-C_{1-3}$ haloalkyl, halide, $-OR^3$, CF_3 , and CN.

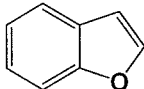
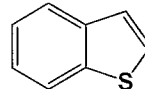
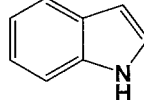
[00559] In some embodiments of Formula **Ig**, each R^3 is independently selected from the group consisting of H, unsubstituted $-C_{1-6}$ alkyl, $-C_{1-3}$ haloalkyl, and CF_3 .

[00560] In some embodiments of Formula **Ig**, each R^{3b} is independently selected from the group consisting of H and unsubstituted $-C_{1-3}$ alkyl.

[00561] In some embodiments of Formula **Ig**, Q is independently selected from the group consisting of O, S, and NH.

[00562] In some embodiments of Formula **Ig**, n is an integer of 1 to 5.

[00563] In some embodiments of Formula **Ig**, Ring A is selected from the

group consisting of , , and .

[00564] In some embodiments of Formula **Ig**, R^{2a} is F.

[00565] In some embodiments of Formula **Ig**, R^{2a} is OH.

[00566] In some embodiments of Formula **Ig**, R^{2a} is OMe.

[00567] In some embodiments of Formula **Ig**, R^{2a} is 1 substituent and is F.

[00568] In some embodiments of Formula **Ig**, R^{2a} is 2 substituents and both are F.

[00569] In some embodiments of Formula **Ig**, R^{2a} is 1 substituent and is OMe.

[00570] In some embodiments of Formula **Ig**, R^{2a} is 2 substituents and both are OMe.

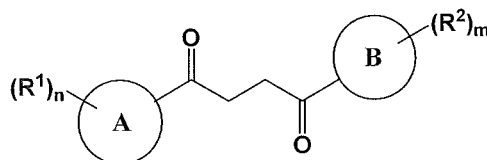
[00571] In some embodiments of Formula **Ig**, R^{2a} is 2 substituents and are F and Me.

[00572] In some embodiments of Formula **Ig**, R^{2a} is 2 substituents and are F and CF_3 .

[00573] In some embodiments of Formula **Ig**, R^{2a} is 2 substituents and are F and OMe.

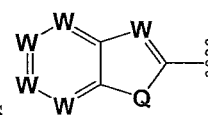
[00574] In some embodiments of Formula **Ig**, R^{2a} is 2 substituents and are F and CN.

[00575] Some additional embodiments of Formula **I** include compounds of Formula (**Ih**):



Ih

or salts, pharmaceutically acceptable salts, or prodrugs thereof.



[00576] In some embodiments of Formula **Ih**, Ring A is

[00577] In some embodiments of Formula **Ih**, Ring B is selected from the group consisting of phenyl and a 5-6 membered heteroaryl, wherein a carbon atom on the ring is attached to the carbonyl carbon.

[00578] In some embodiments of Formula **Ih**, each R^1 is a substituent attached to Ring A and is independently selected at each occurrence from the group consisting of H, unsubstituted $-C_{1-6}$ alkyl, $-C_{1-3}$ haloalkyl, halide, $-OR^3$, CF_3 , and CN.

[00579] In some embodiments of Formula **Ih**, each R^2 is a substituent attached to Ring B and is independently selected at each occurrence from the group consisting of H, unsubstituted $-C_{1-6}$ alkyl, $-CH_2OH$, $-CH_2N(R^{3b})_2$, $-C_{1-3}$ haloalkyl, halide, $-OR^3$, CF_3 , and CN.

[00580] In some embodiments of Formula **Ih**, each R^3 is independently selected from the group consisting of H, unsubstituted $-C_{1-6}$ alkyl, $-C_{1-3}$ haloalkyl, and CF_3 .

[00581] In some embodiments of Formula **Ih**, each R^{3b} is independently selected from the group consisting of H and unsubstituted $-C_{1-3}$ alkyl.

[00582] In some embodiments of Formula **Ih**, each W is N or C.

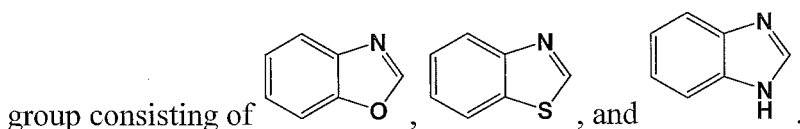
[00583] In some embodiments of Formula **Ih**, at least one W must be N.

[00584] In some embodiments of Formula **Ih**, Q is independently selected from the group consisting of O, S, and NH.

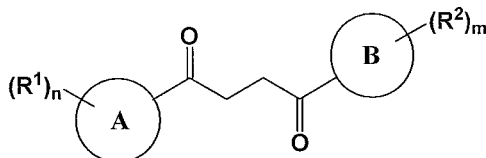
[00585] In some embodiments of Formula **Ih**, m is an integer of 1 to 5.

[00586] In some embodiments of Formula **Ih**, n is an integer of 1 to 4.

[00587] In some embodiments of Formula **Ih**, Ring A is selected from the

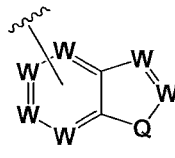


[00588] Some additional embodiments of Formula **I** include compounds of Formula (**II**):



II

or salts, pharmaceutically acceptable salts, or prodrugs thereof.

[00589] In some embodiments of Formula **II**, Ring A is , wherein a carbon atom on the ring is attached to the carbonyl carbon.

[00590] In some embodiments of Formula **II**, Ring B is selected from the group consisting of phenyl and a 5-6 membered heteroaryl, wherein a carbon atom on the ring is attached to the carbonyl carbon.

[00591] In some embodiments of Formula **II**, each R^1 is a substituent attached to Ring A and is independently selected at each occurrence from the group consisting of H, unsubstituted $-C_{1-6}$ alkyl, $-C_{1-3}$ haloalkyl, halide, $-OR^3$, CF_3 , and CN.

[00592] In some embodiments of Formula **II**, each R^2 is a substituent attached to Ring B and is independently selected at each occurrence from the group consisting of H, unsubstituted $-C_{1-6}$ alkyl, $-CH_2OH$, $-CH_2N(R^{3b})_2$, $-C_{1-3}$ haloalkyl, halide, $-OR^3$, CF_3 , and CN.

[00593] In some embodiments of Formula **II**, each R^3 is independently selected from the group consisting of H, unsubstituted $-C_{1-6}$ alkyl, $-C_{1-3}$ haloalkyl, and CF_3 .

[00594] In some embodiments of Formula **II**, each R^{3b} is independently selected from the group consisting of H and unsubstituted $-C_{1-3}$ alkyl.

[00595] In some embodiments of Formula **II**, each W is N or C.

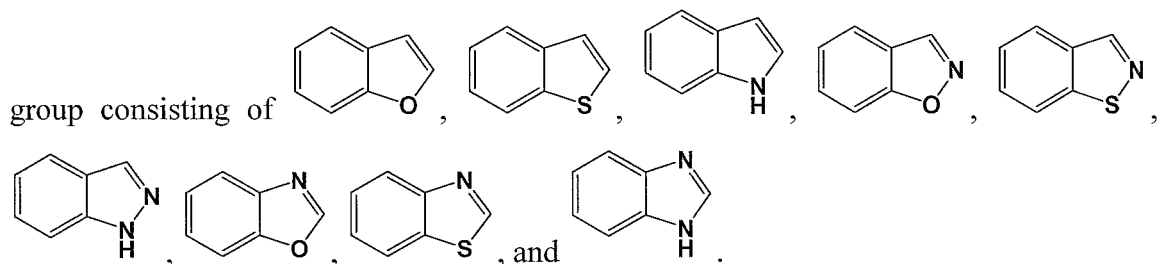
[00596] In some embodiments of Formula **II**, at least one W is C

[00597] In some embodiments of Formula **II**, Q is independently selected from the group consisting of O, S, and N.

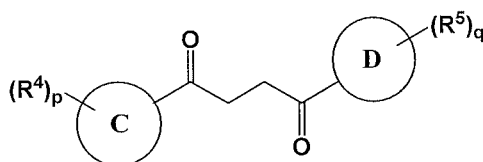
[00598] In some embodiments of Formula **II**, m is an integer of 1 to 5.

[00599] In some embodiments of Formula **II**, n is an integer of 1 to 7.

[00600] In some embodiments of Formula **II**, Ring A is selected from the



[00601] Some embodiments of the present disclosure include compounds of Formula (**II**):



II

or salts, pharmaceutically acceptable salts, or prodrugs thereof.

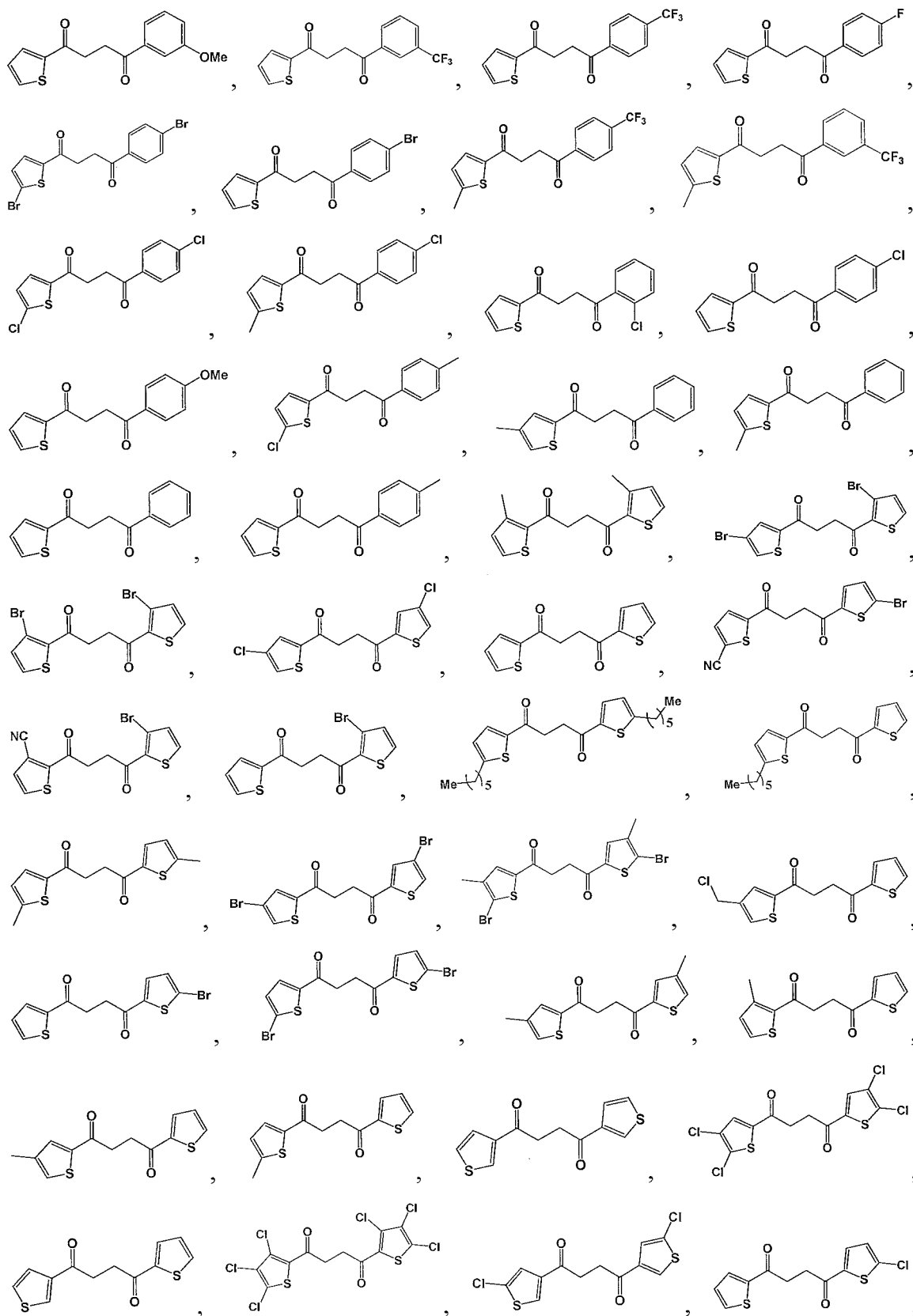
[00602] In some embodiments of Formula **II**, Ring C is a 5-6 membered heteroaryl, wherein a carbon atom on the ring is attached to the carbonyl carbon.

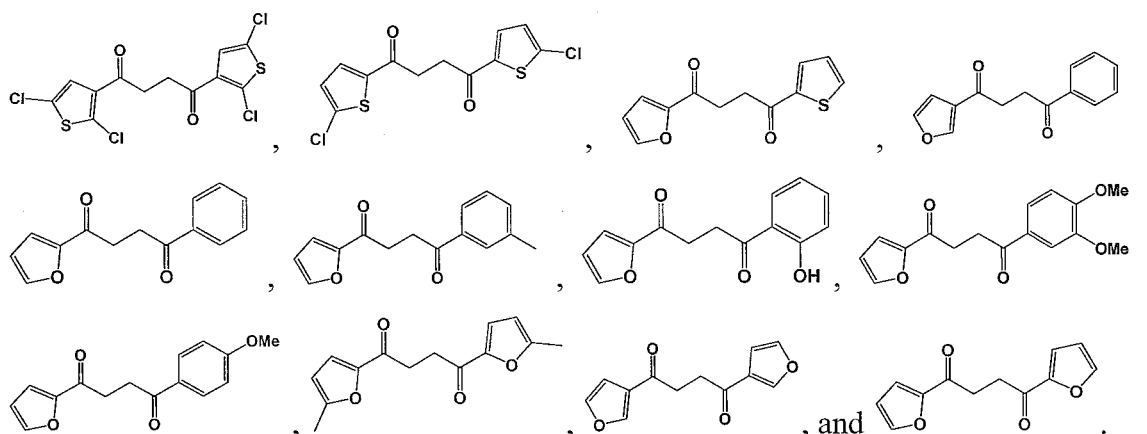
[00603] In some embodiments of Formula **II**, Ring D is selected from the group consisting of phenyl and a 5-6 membered heteroaryl, wherein a carbon atom on the ring is attached to the carbonyl carbon.

[00604] In some embodiments of Formula **II**, each R^4 is a substituent attached to Ring C and is independently selected at each occurrence from the group consisting of H, unsubstituted $-C_{1-6}$ alkyl, $-C_{1-3}$ haloalkyl, halide, $-OR^6$, CF_3 , and CN.


[00605] In some embodiments of Formula **II**, each R^5 is a substituent attached to Ring D and is independently selected at each occurrence from the group consisting of H, unsubstituted $-C_{1-6}$ alkyl, $-CH_2OH$, $-CH_2N(R^{6b})_2$, $-C_{1-3}$ haloalkyl, halide, $-OR^6$, CF_3 , and CN.

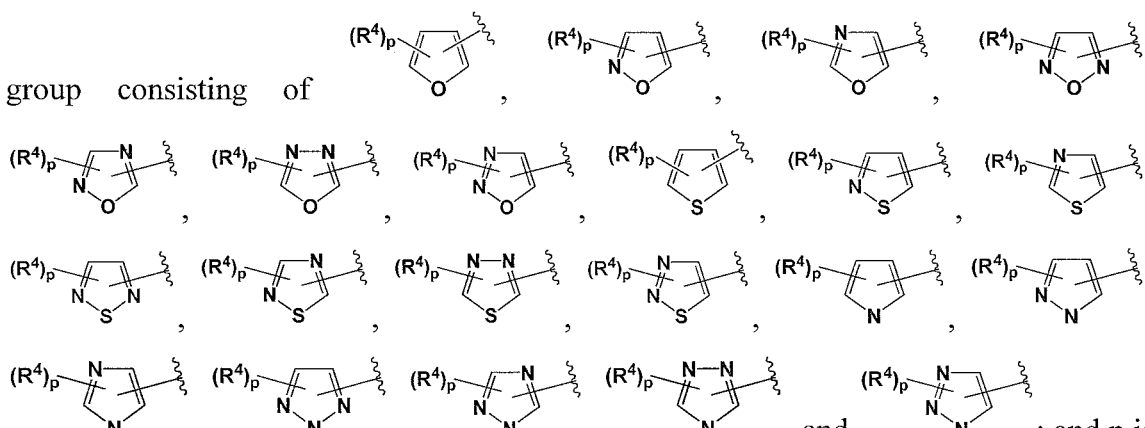
[00606] In some embodiments of Formula **II**, each R^6 is independently selected from the group consisting of H, unsubstituted $-C_{1-6}$ alkyl, $-C_{1-3}$ haloalkyl, and CF_3 .





[00611] In some embodiments of Formula II, Ring C is a 5-membered heteroaryl ring containing 1-3 heteroatoms selected from the group consisting of N, O, and S.

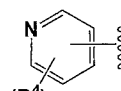
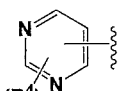
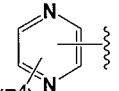
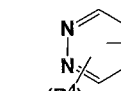
[00612] In some embodiments of Formula II,  is selected from the group consisting of



; and p is 1 or 2.

[00613] In some embodiments of Formula II,  is .

[00614] In some embodiments of Formula II, Ring C is a 6-membered heteroaryl ring containing 1-2 nitrogens.

[00615] In some embodiments of Formula II, , , , and ; and p is 1 or 2.

[00616] In some embodiments of Formula II,  is .

[00617] In some embodiments of Formula II, each R^4 is independently selected from the group consisting of H, F, Cl, Me, OMe, OH, CF_3 and CN.

[00618] In some embodiments of Formula II, IIa, IIc, IId, IIe, and/or IIIf, each R^4 is independently selected from the group consisting of H, F, Cl, Me, OMe, OH, CF_3 and CN; and p is 1 or 2.

[00619] In some embodiments of Formula II, IIa, IIb, IIc, IId, IIe, and/or IIIf, R^4 is H.

[00620] In some embodiments of Formula II, IIa, IIb, IIc, IId, IIe, and/or IIIf, R^4 is a halide.

[00621] In some embodiments of Formula II, IIa, IIb, IIc, IId, IIe, and/or IIIf, R^4 is F.

[00622] In some embodiments of Formula II, IIa, IIb, IIc, IId, IIe, and/or IIIf, R^4 is Cl.

[00623] In some embodiments of Formula II, IIa, IIb, IIc, IId, IIe, and/or IIIf, R^4 is Me.

[00624] In some embodiments of Formula II, IIa, IIc, IId, IIe, and/or IIIf, R^4 is OH.

[00625] In some embodiments of Formula II, IIa, IIb, IIc, IId, IIe, and/or IIIf, R^4 is OMe.

[00626] In some embodiments of Formula II, IIa, IIb, IIc, IId, IIe, and/or IIIf, R^4 is CF_3 .

[00627] In some embodiments of Formula II, IIa, IIb, IIc, IId, IIe, and/or IIIf, R^4 is CN.

[00628] In some embodiments of Formula II, IIa, IIb, IIc, IId, IIe, and/or II_f, p is an integer from 1-3.

[00629] In some embodiments of Formula II, IIa, IIb, IIc, IId, IIe, and/or II_f, p is an integer from 1-2.

[00630] In some embodiments of Formula II, IIa, IIb, IIc, IId, IIe, and/or II_f, p is 2.

[00631] In some embodiments of Formula II, IIa, IIb, IIc, IId, IIe, and/or II_f, p is 1.

[00632] In some embodiments of Formula II, IIa, IIb, IIc, IId, IIe, and/or II_f, R⁴ is F; and p is 1.

[00633] In some embodiments of Formula II, IIa, IIb, IIc, IId, IIe, and/or II_f, R⁴ is F; and p is 2.

[00634] In some embodiments of Formula II, IIa, IIc, IId, IIe, and/or II_f, R⁴ is OH; and p is 1.

[00635] In some embodiments of Formula II, IIa, IIb, IIc, IId, IIe, and/or II_f, R⁴ is OMe; and p is an integer from 1-2.

[00636] In some embodiments of Formula II, IIa, IIb, IIc, IId, IIe, and/or II_f, R⁴ is -C₁₋₂ alkyl.

[00637] In some embodiments of Formula II, IIa, IIb, IIc, IId, IIe, and/or II_f, R⁴ is -C₁₋₃ alkyl.

[00638] In some embodiments of Formula II, IIa, IIb, IIc, IId, IIe, and/or II_f, R⁴ is -C₁₋₄ alkyl.

[00639] In some embodiments of Formula II, IIa, IIb, IIc, IId, IIe, and/or II_f, R⁴ is -C₁₋₅ alkyl.

[00640] In some embodiments of Formula II, IIa, IIb, IIc, IId, IIe, and/or II_f, R⁴ is -C₁₋₆ alkyl.

[00641] In some embodiments of Formula II, IIa, IIb, IIc, IId, IIe, and/or II_f, R⁴ is -C₂₋₆ alkyl.

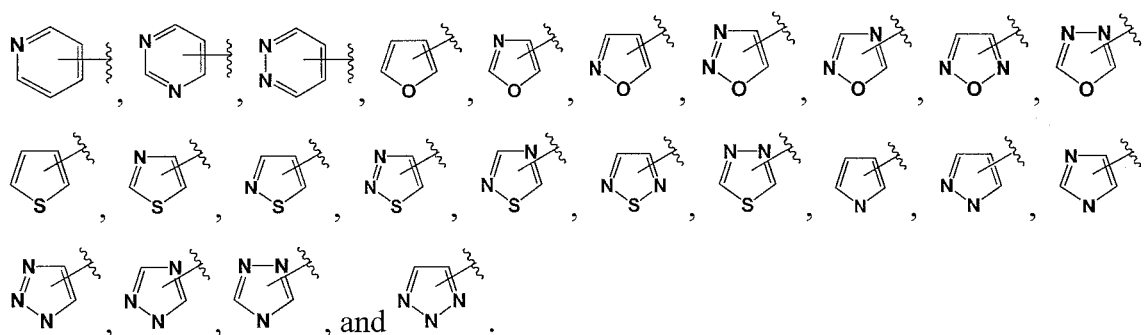
[00642] In some embodiments of Formula II, IIa, IIb, IIc, IId, IIe, and/or II_f, R⁴ is -C₃₋₆ alkyl.

[00643] In some embodiments of Formula **II**, **IIa**, **IIb**, **IIc**, **IId**, **IIf**, and/or **IIg**, R^4 is $-C_{4-6}$ alkyl.

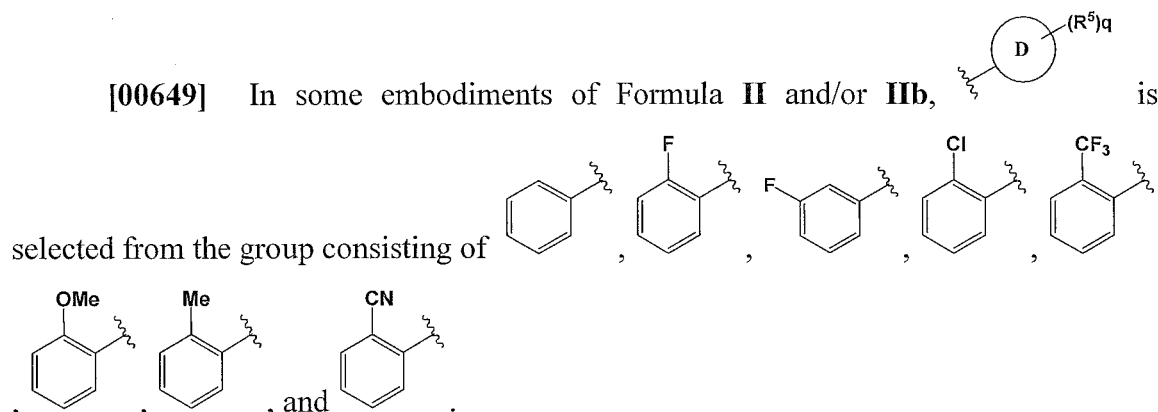
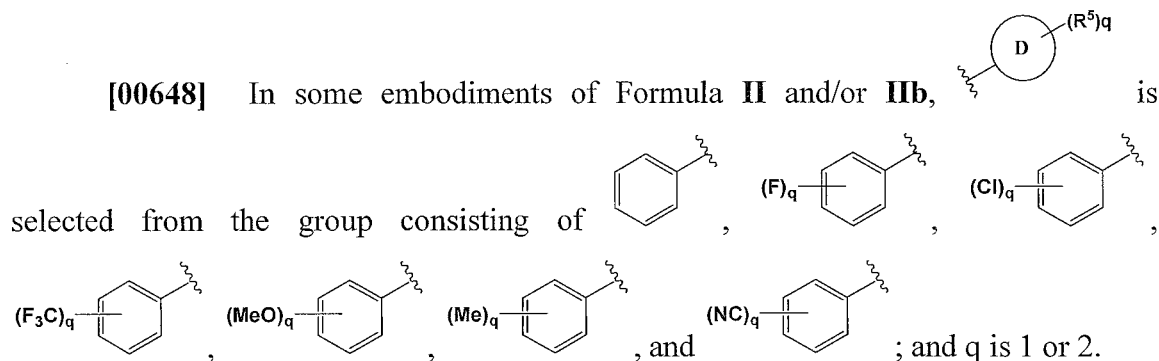
[00644] In some embodiments of Formula **II**, **IIa**, **IIb**, **IIc**, **IId**, **IIf**, and/or **IIg**, R^4 is $-C_{2-5}$ alkyl.

[00645] In some embodiments of Formula **II**, **IIa**, **IIb**, **IIc**, **IId**, **IIf**, and/or **IIg**, R^4 is $-C_{3-5}$ alkyl.

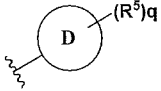
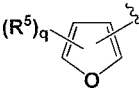
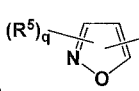
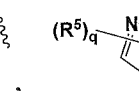
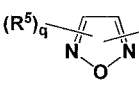
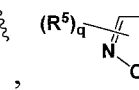
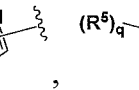
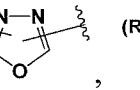
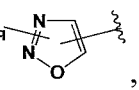
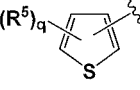
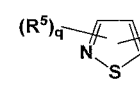
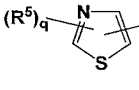
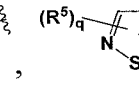
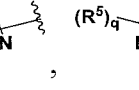
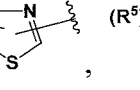
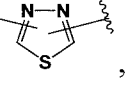
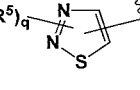
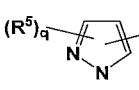
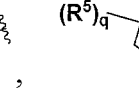
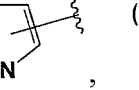
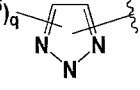
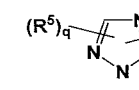
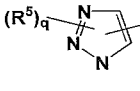
[00646] In some embodiments of Formula **II**, Ring C is selected from the group consisting of:

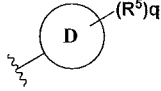




[00647] In some embodiments of Formula **II** and/or **IIb**, Ring D is phenyl.

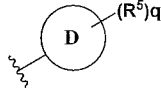






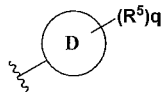
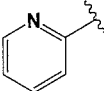
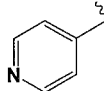
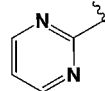
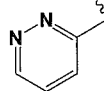
[00650] In some embodiments of Formula **II** and/or **IIb**, Ring D is a 5-membered heteroaryl containing 1-3 heteroatoms selected from the group consisting of N, O, and S.

[00651] In some embodiments of Formula **II** and/or **IIb**,  is selected from the group consisting of , , , , , , , , , , , , , , , , , , , , , and ; and q is 1 or 2.

[00652] In some embodiments of Formula **II** and/or **IIb**,  is selected from the group consisting of  and .

[00653] In some embodiments of Formula **II** and/or **IIb**, Ring D is a 6-membered heteroaryl containing 1-2 nitrogen atoms.

[00654] In some embodiments of Formula **II** and/or **IIb**,  is selected from the group consisting of , , , and ; and q is 1 or 2.

[00655] In some embodiments of Formula **II** and/or **IIb**,  is selected from the group consisting of , , , and ; and R⁵ is H.

[00656] In some embodiments of Formula **II**, **IIa**, **IIb**, **IIc**, **IId**, **IIf**, and/or **IIg**, R⁵, R^{5a}, R^{5b}, R^{5c}, R^{5d}, R^{5e}, R^{5f}, R^{5g}, R^{5h}, and/or R⁵ⁱ is -CH₂OH.

[00657] In some embodiments of Formula **II**, **IIa**, **IIb**, **IIc**, **IId**, **IIf**, and/or **IIg**, R⁵, R^{5a}, R^{5b}, R^{5c}, R^{5d}, R^{5e}, R^{5f}, R^{5g}, R^{5h}, and/or R⁵ⁱ is -CH₂N(R^{3b})₂.

[00658] In some embodiments of Formula **II**, **IIa**, **IIb**, **IIc**, **IId**, **IIf**, and/or **IIg**, R⁵, R^{5a}, R^{5b}, R^{5c}, R^{5d}, R^{5e}, R^{5f}, R^{5g}, R^{5h}, and/or R⁵ⁱ is -CH₂NH₂.

[00659] In some embodiments of Formula **II**, **IIa**, **IIb**, **IIc**, **IId**, **IIf**, and/or **IIg**, R⁵, R^{5a}, R^{5b}, R^{5c}, R^{5d}, R^{5e}, R^{5f}, R^{5g}, R^{5h}, and/or R⁵ⁱ is -CH₂NHMe.

[00660] In some embodiments of Formula **II**, **IIa**, **IIb**, **IIc**, **IId**, **IIf**, and/or **IIg**, R⁵, R^{5a}, R^{5b}, R^{5c}, R^{5d}, R^{5e}, R^{5f}, R^{5g}, R^{5h}, and/or R⁵ⁱ is -CH₂NMe₂.

[00661] In some embodiments of Formula **II**, **IIa**, **IIb**, **IIc**, **IId**, **IIf**, and/or **IIg**, R⁵, R^{5a}, R^{5b}, R^{5c}, R^{5d}, R^{5e}, R^{5f}, R^{5g}, R^{5h}, and/or R⁵ⁱ is -CH₂NHEt.

[00662] In some embodiments of Formula **II**, **IIa**, **IIb**, **IIc**, **IId**, **IIf**, and/or **IIg**, R⁵, R^{5a}, R^{5b}, R^{5c}, R^{5d}, R^{5e}, R^{5f}, R^{5g}, R^{5h}, and/or R⁵ⁱ is -CH₂N(Me)(Et).

[00663] In some embodiments of Formula **II**, **IIa**, **IIb**, **IIc**, **IId**, **IIf**, and/or **IIg**, R⁵, R^{5a}, R^{5b}, R^{5c}, R^{5d}, R^{5e}, R^{5f}, R^{5g}, R^{5h}, and/or R⁵ⁱ is -CH₂NEt₂.

[00664] In some embodiments of Formula **II** and/or **IIb**, each R⁵ is independently selected from the group consisting of H, F, Cl, Me, OMe, OH, CF₃, and CN.

[00665] In some embodiments of Formula **II** and/or **IIb**, R⁵ is H.

[00666] In some embodiments of Formula **II** and/or **IIb**, R⁵ is a halide.

[00667] In some embodiments of Formula **II** and/or **IIb**, R⁵ is F.

[00668] In some embodiments of Formula **II** and/or **IIb**, R⁵ is Cl.

[00669] In some embodiments of Formula **II** and/or **IIb**, R⁵ is Me.

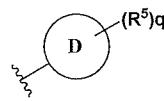
[00670] In some embodiments of Formula **II** and/or **IIb**, R⁵ is OH.

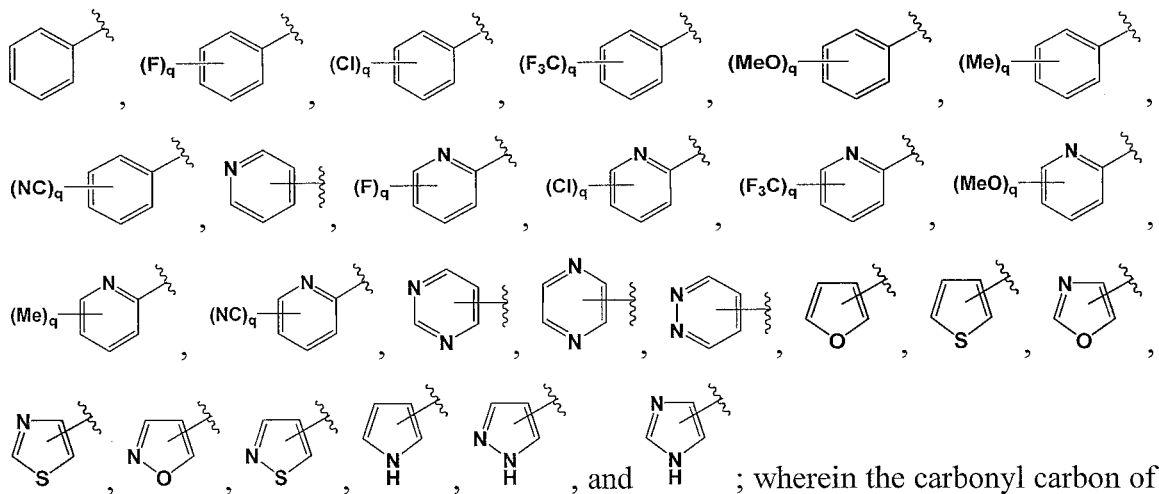
[00671] In some embodiments of Formula **II** and/or **IIb**, R⁵ is OMe.

- [00672] In some embodiments of Formula **II** and/or **IIb**, R⁵ is CF₃.
- [00673] In some embodiments of Formula **II** and/or **IIb**, R⁵ is CN.
- [00674] In some embodiments of Formula **II** and/or **IIb**, q is an integer from 1-
- 4.
- [00675] In some embodiments of Formula **II** and/or **IIb**, q is an integer from 1-
- 2.
- [00676] In some embodiments of Formula **II** and/or **IIb**, q is 1.
- [00677] In some embodiments of Formula **II** and/or **IIb**, q is 2.
- [00678] In some embodiments of Formula **II** and/or **IIb**, R⁵ is F; and q is 1.
- [00679] In some embodiments of Formula **II** and/or **IIb**, R⁵ is F; and q is 2.
- [00680] In some embodiments of Formula **II** and/or **IIb**, R⁵ is Me; and q is 1.
- [00681] In some embodiments of Formula **II** and/or **IIb**, R⁵ is Me; and q is 2.
- [00682] In some embodiments of Formula **II** and/or **IIb**, R⁵ is CF₃; and q is 1.
- [00683] In some embodiments of Formula **II** and/or **IIb**, R⁵ is CF₃; and q is 2.
- [00684] In some embodiments of Formula **II** and/or **IIb**, R⁵ is OMe; and q is 1.
- [00685] In some embodiments of Formula **II** and/or **IIb**, R⁵ is OMe; and q is 2.
- [00686] In some embodiments of Formula **II** and/or **IIb**, R⁵ is F and Me; and q
- is 2.
- [00687] In some embodiments of Formula **II** and/or **IIb**, R⁵ is F and CF₃; and q
- is 2.
- [00688] In some embodiments of Formula **II** and/or **IIb**, R⁵ is F and OMe; and
- q is 2.
- [00689] In some embodiments of Formula **II** and/or **IIb**, R⁵ is CN; and q is 1.
- [00690] In some embodiments of Formula **II** and/or **IIb**, R⁵ is CN; and q is 2.
- [00691] In some embodiments of Formula **II** and/or **IIb**, R⁵ is F and CN; and q
- is 2.
- [00692] In some embodiments of Formula **II** and/or **IIb**, R⁵ is -C₁₋₂ alkyl.
- [00693] In some embodiments of Formula **II** and/or **IIb**, R⁵ is -C₁₋₃ alkyl.
- [00694] In some embodiments of Formula **II** and/or **IIb**, R⁵ is -C₁₋₄ alkyl.
- [00695] In some embodiments of Formula **II** and/or **IIb**, R⁵ is -C₁₋₅ alkyl.
- [00696] In some embodiments of Formula **II** and/or **IIb**, R⁵ is -C₁₋₆ alkyl.

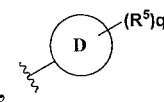
- [00697] In some embodiments of Formula **II** and/or **IIb**, R⁵ is -C₂₋₆ alkyl.
- [00698] In some embodiments of Formula **II** and/or **IIb**, R⁵ is -C₃₋₆ alkyl.
- [00699] In some embodiments of Formula **II** and/or **IIb**, R⁵ is -C₄₋₆ alkyl.
- [00700] In some embodiments of Formula **II** and/or **IIb**, R⁵ is -C₂₋₅ alkyl.
- [00701] In some embodiments of Formula **II** and/or **IIb**, R⁵ is -C₃₋₅ alkyl.
- [00702] In some embodiments of Formula **II**, **IIa**, **IIb**, **IIc**, **IId**, **IId**, **IId**, and/or **IIf**, R⁶ is -C₁₋₂ alkyl.
- [00703] In some embodiments of Formula **II**, **IIa**, **IIb**, **IIc**, **IId**, **IId**, **IId**, and/or **IIf**, R⁶ is -C₁₋₃ alkyl.
- [00704] In some embodiments of Formula **II**, **IIa**, **IIb**, **IIc**, **IId**, **IId**, **IId**, and/or **IIf**, R⁶ is -C₁₋₄ alkyl.
- [00705] In some embodiments of Formula **II**, **IIa**, **IIb**, **IIc**, **IId**, **IId**, **IId**, and/or **IIf**, R⁶ is -C₁₋₅ alkyl.
- [00706] In some embodiments of Formula **II**, **IIa**, **IIb**, **IIc**, **IId**, **IId**, **IId**, and/or **IIf**, R⁶ is -C₁₋₆ alkyl.
- [00707] In some embodiments of Formula **II**, **IIa**, **IIb**, **IIc**, **IId**, **IId**, **IId**, and/or **IIf**, R⁶ is -C₂₋₆ alkyl.
- [00708] In some embodiments of Formula **II**, **IIa**, **IIb**, **IIc**, **IId**, **IId**, **IId**, and/or **IIf**, R⁶ is -C₃₋₆ alkyl.
- [00709] In some embodiments of Formula **II**, **IIa**, **IIb**, **IIc**, **IId**, **IId**, **IId**, and/or **IIf**, R⁶ is -C₄₋₆ alkyl.
- [00710] In some embodiments of Formula **II**, **IIa**, **IIb**, **IIc**, **IId**, **IId**, **IId**, and/or **IIf**, R⁶ is -C₂₋₅ alkyl.
- [00711] In some embodiments of Formula **II**, **IIa**, **IIb**, **IIc**, **IId**, **IId**, **IId**, and/or **IIf**, R⁶ is -C₃₋₅ alkyl.
- [00712] In some embodiments of Formula **II**, Ring D is a phenyl or 6-membered heteroaryl; R⁵ is selected from the group consisting of F, Cl, Me, OMe, OH, CF₃ and CN; q is 1; and R⁵ is attached to an ortho carbon of the 6-membered ring.
- [00713] In some embodiments of Formula **II**, Ring D is a phenyl, R⁵ is selected from the group consisting of F, Cl, Me, OMe, OH, CF₃ and CN; q is 1; and R⁵ is attached to an ortho position of the phenyl ring.

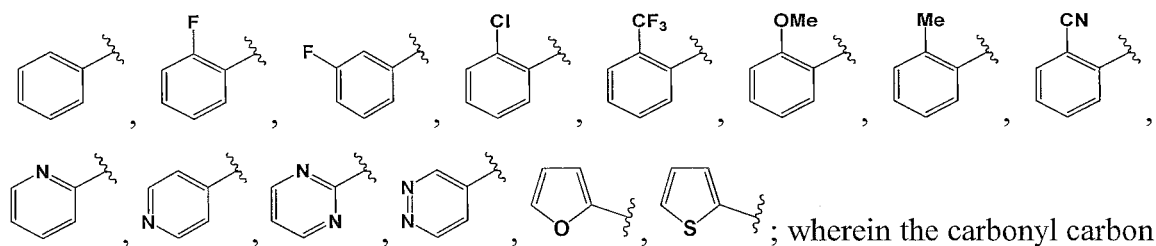
[00714] In some embodiments of Formula II, Ring D is a pyridine, R^5 is selected from the group consisting of F, Cl, Me, OMe, OH, CF_3 and CN; q is 1; and R^5 is attached to an ortho carbon of the pyridine ring.

[00715] In some embodiments of Formula II,  is selected from the group consisting of:

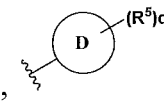


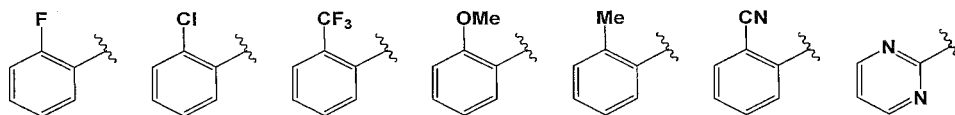
wherein the carbonyl carbon of Formula II can form a bond with any unsubstituted carbon on the Ring D.

[00716] In some embodiments of Formula II,  is selected from the group consisting of:

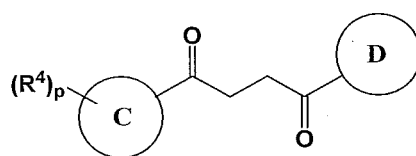


wherein the carbonyl carbon of Formula II can form a bond with any unsubstituted carbon on the Ring D.

[00717] In some embodiments of Formula II,  is selected from the group consisting of:


 ; wherein the carbonyl carbon of Formula **II** can form a bond with any unsubstituted carbon on the Ring D.

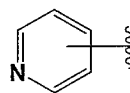
[00718] Some additional embodiments of Formula **II** include compounds of Formula (**IIa**):



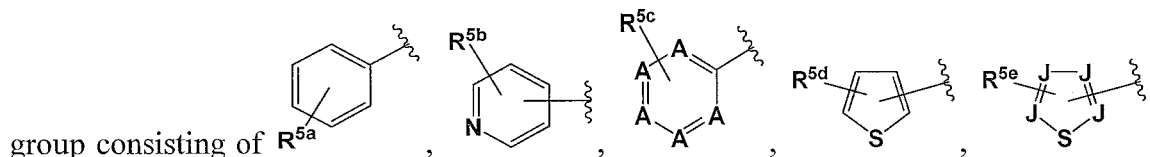
IIa

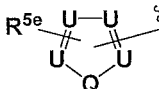
or salts, pharmaceutically acceptable salts, or prodrugs thereof.

[00719] In some embodiments of Formula **IIa**, Ring C is



[00720] In some embodiments of Formula **IIa**, Ring D is selected from the



and , wherein a carbon atom on the ring is attached to the carbonyl carbon.

[00721] In some embodiments of Formula **IIa**, each R^4 is a substituent attached to Ring C and is independently selected at each occurrence from the group consisting of H, unsubstituted $-C_{1-6}$ alkyl, $-C_{1-3}$ haloalkyl, halide, $-OR^6$, CF_3 , and CN.

[00722] In some embodiments of Formula **IIa**, R^{5a} is 1-5 substituents, each attached to Ring D and are independently selected at each occurrence from the group consisting of unsubstituted $-C_{1-6}$ alkyl, $-CH_2OH$, $-CH_2N(R^{6b})_2$, $-C_{1-3}$ haloalkyl, halide, $-OR^{6a}$, CF_3 , and CN.

[00723] In some embodiments of Formula **IIa**, R^{5b} is 1-4 substituents, each attached to Ring D and are independently selected at each occurrence from the group

consisting of unsubstituted -C₁₋₆ alkyl, -CH₂OH, -CH₂N(R^{6b})₂, -C₁₋₃ haloalkyl, F, I, -OR^{6a}, CF₃, and CN.

[00724] In some embodiments of Formula **IIa**, R^{5c} is 1-3 substituents, each attached to Ring D and are independently selected at each occurrence from the group consisting of H, unsubstituted -C₁₋₆ alkyl, -CH₂OH, -CH₂N(R^{6b})₂, -C₁₋₃ haloalkyl, halide, -OR⁶, CF₃, and CN.

[00725] In some embodiments of Formula **IIa**, R^{5d} is 1-2 substituents, each attached to Ring D and are independently selected at each occurrence from the group consisting of unsubstituted -C₁₋₆ alkyl, -CH₂OH, -CH₂N(R^{6b})₂, -C₁₋₃ haloalkyl, halide, -OR⁶, CF₃, and CN.

[00726] In some embodiments of Formula **IIa**, R^{5e} is 1-3 substituents, each attached to Ring D and are independently selected at each occurrence from the group consisting of H, unsubstituted -C₁₋₆ alkyl, -CH₂OH, -CH₂N(R^{6b})₂, -C₁₋₃ haloalkyl, halide, -OR⁶, CF₃, and CN.

[00727] In some embodiments of Formula **IIa**, each R⁶ is independently selected from the group consisting of H, unsubstituted -C₁₋₆ alkyl, -C₁₋₃ haloalkyl, and CF₃.

[00728] In some embodiments of Formula **IIa**, each R^{6a} is independently selected from the group consisting of H, unsubstituted -C₂₋₆ alkyl, -C₁₋₃ haloalkyl, and CF₃.

[00729] In some embodiments of Formula **IIa**, each R^{6b} is independently selected from the group consisting of H and unsubstituted -C₁₋₃ alkyl.

[00730] In some embodiments of Formula **IIa**, each A is N or C.

[00731] In some embodiments of Formula **IIa**, at least two A must be N.

[00732] In some embodiments of Formula **IIa**, each J is N or C.

[00733] In some embodiments of Formula **IIa**, at least one J must be N and at least one J must be C.

[00734] In some embodiments of Formula **IIa**, each U is N or C.

[00735] In some embodiments of Formula **IIa**, at least one U must be C.

[00736] In some embodiments of Formula **IIa**, Q is O or N.

[00737] In some embodiments of Formula **IIa**, p is an integer of 1 to 4.

[00742] In some embodiments of Formula **IIa**, **IIe**, and/or **IIf**, R^{5a} is 1 substituent and is Me.

[00743] In some embodiments of Formula **IIa**, **IIe**, and/or **IIf**, R^{5a} is 2 substituents and are both Me.

[00744] In some embodiments of Formula **IIa**, **IIc**, **IIe**, and/or **IIf**, R^{5a} is 1 substituent and is CF₃.

[00745] In some embodiments of Formula **IIa**, **IIc**, **IIe**, and/or **IIf**, R^{5a} is 2 substituents and are both CF₃.

[00746] In some embodiments of Formula **IIa**, **IIe**, and/or **IIf**, R^{5a} is 2 substituents and are F and Me.

[00747] In some embodiments of Formula **IIa**, **IIc**, **IIe**, and/or **IIf**, R^{5a} is 2 substituents and are F and CF₃.

[00748] In some embodiments of Formula **IIa**, **IIc**, **IIc**, **IIe**, and/or **IIf**, R^{5a} is 1 substituent and is CN.

[00749] In some embodiments of Formula **IIa**, **IIc**, **IIc**, **IIe**, and/or **IIf**, R^{5a} is 2 substituents and are both CN.

[00750] In some embodiments of Formula **IIa**, **IIc**, **IIe**, and/or **IIf**, R^{5a} is 2 substituents and are F and CN.

[00751] In some embodiments of Formula **IIa**, **IIe**, and/or **IIf**, R^{5a} is -C₁₋₂ alkyl.

[00752] In some embodiments of Formula **IIa**, **IIe**, and/or **IIf**, R^{5a} is -C₁₋₃ alkyl.

[00753] In some embodiments of Formula **IIa**, **IIe**, and/or **IIf**, R^{5a} is -C₁₋₄ alkyl.

[00754] In some embodiments of Formula **IIa**, **IIe**, and/or **IIf**, R^{5a} is -C₁₋₅ alkyl.

[00755] In some embodiments of Formula **IIa**, **IIe**, and/or **IIf**, R^{5a} is -C₁₋₆ alkyl.

[00756] In some embodiments of Formula **IIa**, **IIc**, **IIe**, and/or **IIf**, R^{5a} is -C₂₋₆ alkyl.

[00757] In some embodiments of Formula **IIa**, **IIc**, **IIe**, and/or **IIf**, R^{5a} is -C₃₋₆ alkyl.

[00758] In some embodiments of Formula **IIa**, **IIc**, **IIe**, and/or **IIf**, R^{5a} is -C₄₋₆ alkyl.

[00759] In some embodiments of Formula **IIa**, **IIc**, **IIe**, and/or **IIf**, R^{5a} is -C₂₋₅ alkyl.

[00760] In some embodiments of Formula **IIa**, **IIc**, **IId**, **IIf**, and/or **IIe**, R^{5a} is $-C_{3-5}$ alkyl.

[00761] In some embodiments of Formula **IIa**, **IIc**, **IId**, **IIf**, and/or **IIe**, R^{5b} is 1 substituent and is F.

[00762] In some embodiments of Formula **IIa**, **IIc**, **IId**, **IIf**, and/or **IIe**, R^{5b} is 2 substituents and both are F.

[00763] In some embodiments of Formula **IIa**, **IIc**, **IId**, **IIf**, and/or **IIe**, R^{5b} is 1 substituent and is Me.

[00764] In some embodiments of Formula **IIa**, **IIc**, **IId**, **IIf**, and/or **IIe**, R^{5b} is 2 substituents and both are Me.

[00765] In some embodiments of Formula **IIa**, **IId**, **IIf**, and/or **IIe**, R^{5b} is 1 substituent and is CF_3 .

[00766] In some embodiments of Formula **IIa**, **IId**, **IIf**, and/or **IIe**, R^{5b} is 2 substituents and both are CF_3 .

[00767] In some embodiments of Formula **IIa**, **IIc**, **IId**, **IIf**, and/or **IIe**, R^{5b} is 2 substituents and are F and Me.

[00768] In some embodiments of Formula **IIa**, **IId**, **IIf**, and/or **IIe**, R^{5b} is 2 substituents and are F and CF_3 .

[00769] In some embodiments of Formula **IIa**, **IIc**, **IId**, **IIf**, and/or **IIe**, R^{5b} is 1 substituent and is CN.

[00770] In some embodiments of Formula **IIa**, **IIc**, **IId**, **IIf**, and/or **IIe**, R^{5b} is 2 substituents and both are CN.

[00771] In some embodiments of Formula **IIa**, **IIc**, **IId**, **IIf**, and/or **IIe**, R^{5b} is 2 substituents and are F and CN.

[00772] In some embodiments of Formula **IIa**, **IIc**, **IId**, **IIf**, and/or **IIe**, R^{5b} is $-C_{1-2}$ alkyl.

[00773] In some embodiments of Formula **IIa**, **IIc**, **IId**, **IIf**, and/or **IIe**, R^{5b} is $-C_{1-3}$ alkyl.

[00774] In some embodiments of Formula **IIa**, **IIc**, **IId**, **IIf**, and/or **IIe**, R^{5b} is $-C_{1-4}$ alkyl.

- [00775] In some embodiments of Formula **IIa**, **IIc**, **IId**, **Ile**, and/or **IIf**, R^{5b} is - C₁₋₅ alkyl.
- [00776] In some embodiments of Formula **IIa**, **IIc**, **IId**, **Ile**, and/or **IIf**, R^{5b} is - C₁₋₆ alkyl.
- [00777] In some embodiments of Formula **IIa**, **IIc**, **IId**, **Ile**, and/or **IIf**, R^{5b} is - C₂₋₆ alkyl.
- [00778] In some embodiments of Formula **IIa**, **IIc**, **IId**, **Ile**, and/or **IIf**, R^{5b} is - C₃₋₆ alkyl.
- [00779] In some embodiments of Formula **IIa**, **IIc**, **IId**, **Ile**, and/or **IIf**, R^{5b} is - C₄₋₆ alkyl.
- [00780] In some embodiments of Formula **IIa**, **IIc**, **IId**, **Ile**, and/or **IIf**, R^{5b} is - C₂₋₅ alkyl.
- [00781] In some embodiments of Formula **IIa**, **IIc**, **IId**, **Ile**, and/or **IIf**, R^{5b} is - C₃₋₅ alkyl.
- [00782] In some embodiments of Formula **IIa** and/or **IIf**, R^{5c} is H.
- [00783] In some embodiments of Formula **IIa**, **IId**, and/or **Ile**, R^{5c} is a halide.
- [00784] In some embodiments of Formula **IIa**, **IIc**, **IId**, and/or **Ile**, R^{5c} is F.
- [00785] In some embodiments of Formula **IIa**, **IId**, and/or **Ile**, R^{5c} is Cl.
- [00786] In some embodiments of Formula **IIa** and/or **IIc**, R^{5c} is Me.
- [00787] In some embodiments of Formula **IIa**, **IId**, and/or **Ile**, R^{5c} is OH.
- [00788] In some embodiments of Formula **IIa**, **IId**, and/or **Ile**, R^{5c} is OMe.
- [00789] In some embodiments of Formula **IIa**, **IIc**, **IId**, and/or **Ile**, R^{5c} is CF₃.
- [00790] In some embodiments of Formula **IIa**, **IIc**, **IId**, and/or **Ile**, R^{5c} is CN.
- [00791] In some embodiments of Formula **IIa**, **IIc**, **IId**, and/or **Ile**, R^{5c} is 1 substituent and is F.
- [00792] In some embodiments of Formula **IIa**, **IIc**, **IId**, and/or **Ile**, R^{5c} is 2 substituents and are both F.
- [00793] In some embodiments of Formula **IIa** and/or **IIc**, R^{5c} is 1 substituent and is Me.
- [00794] In some embodiments of Formula **IIa** and/or **IIc**, R^{5c} is 2 substituents and are both Me.

[00795] In some embodiments of Formula **IIa**, **IIc**, **IId**, and/or **IIf**, R^{5c} is 1 substituent and is CF_3 .

[00796] In some embodiments of Formula **IIa**, **IIc**, **IId**, and/or **IIf**, R^{5c} is 2 substituents and both are CF_3 .

[00797] In some embodiments of Formula **IIa**, **IId**, and/or **IIf**, R^{5c} is 1 substituent and is OMe.

[00798] In some embodiments of Formula **IIa**, **IId**, and/or **IIf**, R^{5c} is 2 substituents and both are OMe.

[00799] In some embodiments of Formula **IIa** and/or **IIc**, R^{5c} is 2 substituents and are F and Me.

[00800] In some embodiments of Formula **IIa**, **IIc**, **IId**, and/or **IIf**, R^{5c} is 2 substituents and are F and CF_3 .

[00801] In some embodiments of Formula **IIa**, **IId**, and/or **IIf**, R^{5c} is 2 substituents and are F and OMe.

[00802] In some embodiments of Formula **IIa**, **IIc**, **IId**, and/or **IIf**, R^{5c} is 1 substituent and is CN.

[00803] In some embodiments of Formula **IIa**, **IIc**, **IId**, and/or **IIf**, R^{5c} is 2 substituents and both are CN.

[00804] In some embodiments of Formula **IIa**, **IIc**, **IId**, and/or **IIf**, R^{5c} is 2 substituents and are F and CN.

[00805] In some embodiments of Formula **IIa** and/or **IIc**, R^{5c} is $-C_{1-2}$ alkyl.

[00806] In some embodiments of Formula **IIa** and/or **IIc**, R^{5c} is $-C_{1-3}$ alkyl.

[00807] In some embodiments of Formula **IIa** and/or **IIc**, R^{5c} is $-C_{1-4}$ alkyl.

[00808] In some embodiments of Formula **IIa** and/or **IIc**, R^{5c} is $-C_{1-5}$ alkyl.

[00809] In some embodiments of Formula **IIa** and/or **IIc**, R^{5c} is $-C_{1-6}$ alkyl.

[00810] In some embodiments of Formula **IIa**, **IIc**, **IId**, and/or **IIf**, R^{5c} is $-C_{2-6}$ alkyl.

[00811] In some embodiments of Formula **IIa**, **IIc**, **IId**, and/or **IIf**, R^{5c} is $-C_{3-6}$ alkyl.

[00812] In some embodiments of Formula **IIa**, **IIc**, **IId**, and/or **IIf**, R^{5c} is $-C_{4-6}$ alkyl.

- [00813] In some embodiments of Formula **IIa**, **IIc**, **IId**, and/or **Ile**, R^{5c} is -C₂₋₅ alkyl.
- [00814] In some embodiments of Formula **IIa**, **IIc**, **IId**, and/or **Ile**, R^{5c} is -C₃₋₅ alkyl.
- [00815] In some embodiments of Formula **IIa**, **IIc**, **IId**, and/or **Ile**, R^{5d} is a halide.
- [00816] In some embodiments of Formula **IIa**, **IIc**, **IId**, and/or **Ile**, R^{5d} is F.
- [00817] In some embodiments of Formula **IIa**, **IIc**, **IId**, and/or **Ile**, R^{5d} is Cl.
- [00818] In some embodiments of Formula **IIa**, **IIc**, and/or **IId**, R^{5d} is Me.
- [00819] In some embodiments of Formula **IIa**, and/or **IId**, R^{5d} is OH.
- [00820] In some embodiments of Formula **IIa**, and/or **IId**, R^{5d} is OMe.
- [00821] In some embodiments of Formula **IIa**, **IIc**, **IId**, and/or **Ile**, R^{5d} is CF₃.
- [00822] In some embodiments of Formula **IIa**, **IIc**, **IId**, and/or **Ile**, R^{5d} is CN.
- [00823] In some embodiments of Formula **IIa**, **IIc**, **IId**, and/or **Ile**, R^{5d} is 1 substituent and is F.
- [00824] In some embodiments of Formula **IIa**, **IIc**, **IId**, and/or **Ile**, R^{5d} is 2 substituents and both are F.
- [00825] In some embodiments of Formula **IIa**, **IIc**, and/or **IId**, R^{5d} is 1 substituent and is Me.
- [00826] In some embodiments of Formula **IIa**, **IIc**, and/or **IId**, R^{5d} is 2 substituents and both are Me.
- [00827] In some embodiments of Formula **IIa**, **IIc**, **IId**, and/or **Ile**, R^{5d} is 1 substituent and is CF₃.
- [00828] In some embodiments of Formula **IIa**, **IIc**, **IId**, and/or **Ile**, R^{5d} is 2 substituents and both are CF₃.
- [00829] In some embodiments of Formula **IIa** and/or **IId**, R^{5d} is 1 substituent and is OMe.
- [00830] In some embodiments of Formula **IIa** and/or **IId**, R^{5d} is 2 substituents and are both OMe.
- [00831] In some embodiments of Formula **IIa**, **IIc**, and/or **IId**, R^{5d} is 2 substituents and are F and Me.

[00832] In some embodiments of Formula **IIa**, **IIc**, **IId**, and/or **IIf**, R^{5d} is 2 substituents and are F and CF_3 .

[00833] In some embodiments of Formula **IIa** and/or **IId**, R^{5d} is 2 substituents and are F and OMe.

[00834] In some embodiments of Formula **IIa**, **IIc**, **IId**, and/or **IIf**, R^{5d} is 1 substituent and is CN.

[00835] In some embodiments of Formula **IIa**, **IIc**, **IId**, and/or **IIf**, R^{5d} is 2 substituents and both are CN.

[00836] In some embodiments of Formula **IIa**, **IIc**, **IId**, and/or **IIf**, R^{5d} is 2 substituents and are F and CN.

[00837] In some embodiments of Formula **IIa**, **IIc**, and/or **IId**, R^{5d} is $-C_{1-2}$ alkyl.

[00838] In some embodiments of Formula **IIa**, **IIc**, and/or **IId**, R^{5d} is $-C_{1-3}$ alkyl.

[00839] In some embodiments of Formula **IIa**, **IIc**, and/or **IId**, R^{5d} is $-C_{1-4}$ alkyl.

[00840] In some embodiments of Formula **IIa**, **IIc**, and/or **IId**, R^{5d} is $-C_{1-5}$ alkyl.

[00841] In some embodiments of Formula **IIa**, **IIc**, and/or **IId**, R^{5d} is $-C_{1-6}$ alkyl.

[00842] In some embodiments of Formula **IIa**, **IIc**, **IId**, and/or **IIf**, R^{5d} is $-C_{2-6}$ alkyl.

[00843] In some embodiments of Formula **IIa**, **IIc**, **IId**, and/or **IIf**, R^{5d} is $-C_{3-6}$ alkyl.

[00844] In some embodiments of Formula **IIa**, **IIc**, **IId**, and/or **IIf**, R^{5d} is $-C_{4-6}$ alkyl.

[00845] In some embodiments of Formula **IIa**, **IIc**, **IId**, and/or **IIf**, R^{5d} is $-C_{2-5}$ alkyl.

[00846] In some embodiments of Formula **IIa**, **IIc**, **IId**, and/or **IIf**, R^{5d} is $-C_{3-5}$ alkyl.

[00847] In some embodiments of Formula **IIa** and/or **IId**, R^{5e} is H.

- [00848] In some embodiments of Formula **IIa** and/or **IIId**, R^{5e} is a halide.
- [00849] In some embodiments of Formula **IIa**, **IIc**, and/or **IIId**, R^{5e} is F.
- [00850] In some embodiments of Formula **IIa** and/or **IIId**, R^{5e} is Cl.
- [00851] In some embodiments of Formula **IIa** and/or **IIId**, R^{5e} is Me.
- [00852] In some embodiments of Formula **IIa**, **IIc**, and/or **IIId**, R^{5e} is OH.
- [00853] In some embodiments of Formula **IIa**, **IIc**, and/or **IIId**, R^{5e} is OMe.
- [00854] In some embodiments of Formula **IIa** and/or **IIId**, R^{5e} is CF₃.
- [00855] In some embodiments of Formula **IIa**, **IIc**, and/or **IIId**, R^{5e} is CN.
- [00856] In some embodiments of Formula **IIa**, **IIc**, and/or **IIId**, R^{5e} is 1 substituent and is F.
- [00857] In some embodiments of Formula **IIa**, **IIc**, and/or **IIId**, R^{5e} is 2 substituents and are both F.
- [00858] In some embodiments of Formula **IIa** and/or **IIId**, R^{5e} is 1 substituent and is Me.
- [00859] In some embodiments of Formula **IIa** and/or **IIId**, R^{5e} is 2 substituents and are both Me.
- [00860] In some embodiments of Formula **IIa** and/or **IIId**, R^{5e} is 1 substituent and is CF₃.
- [00861] In some embodiments of Formula **IIa** and/or **IIId**, R^{5e} is 2 substituents and are both CF₃.
- [00862] In some embodiments of Formula **IIa**, **IIc**, and/or **IIId**, R^{5e} is 1 substituent and is OMe.
- [00863] In some embodiments of Formula **IIa**, **IIc**, and/or **IIId**, R^{5e} is 2 substituents and are both OMe.
- [00864] In some embodiments of Formula **IIa** and/or **IIId**, R^{5e} is 2 substituents and are F and Me.
- [00865] In some embodiments of Formula **IIa** and/or **IIId**, R^{5e} is 2 substituents and are F and CF₃.
- [00866] In some embodiments of Formula **IIa**, **IIc**, and/or **IIId**, R^{5e} is 2 substituents and are F and OMe.

[00867] In some embodiments of Formula **IIa**, **IIc**, and/or **IId**, R^{5c} is 1 substituent and is CN.

[00868] In some embodiments of Formula **IIa**, **IIc**, and/or **IId**, R^{5c} is 2 substituents and are both CN.

[00869] In some embodiments of Formula **IIa**, **IIc**, and/or **IId**, R^{5c} is 2 substituents and are F and CN.

[00870] In some embodiments of Formula **IIa** and/or **IId**, R^{5c} is -C₁₋₂ alkyl.

[00871] In some embodiments of Formula **IIa** and/or **IId**, R^{5c} is -C₁₋₃ alkyl.

[00872] In some embodiments of Formula **IIa** and/or **IId**, R^{5c} is -C₁₋₄ alkyl.

[00873] In some embodiments of Formula **IIa** and/or **IId**, R^{5c} is -C₁₋₅ alkyl.

[00874] In some embodiments of Formula **IIa** and/or **IId**, R^{5c} is -C₁₋₆ alkyl.

[00875] In some embodiments of Formula **IIa** and/or **IId**, R^{5c} is -C₂₋₆ alkyl.

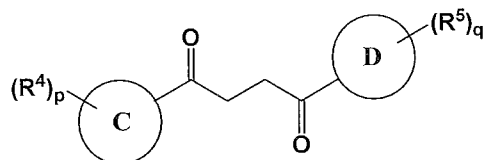
[00876] In some embodiments of Formula **IIa**, **IIc**, **IId**, and/or **IId**, R^{5c} is -C₃₋₆ alkyl.

[00877] In some embodiments of Formula **IIa** and/or **IId**, R^{5c} is -C₄₋₆ alkyl.

[00878] In some embodiments of Formula **IIa**, **IIc**, and/or **IId**, R^{5c} is -C₂₋₅ alkyl.

[00879] In some embodiments of Formula **IIa**, **IIc**, and/or **IId**, R^{5c} is -C₃₋₅ alkyl.

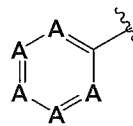
[00880] Some additional embodiments of Formula **II** include compounds of Formula (**IIb**):



IIb

or salts, pharmaceutically acceptable salts, or prodrugs thereof.

[00881] In some embodiments of Formula **IIb**, Ring C is



[00882] In some embodiments of Formula **IIb**, Ring D is selected from the group consisting of phenyl and a 5-6 membered heteroaryl, wherein a carbon atom on the ring is attached to the carbonyl carbon.

[00883] In some embodiments of Formula **IIb**, each R^4 is a substituent attached to Ring C and is independently selected at each occurrence from the group consisting of H, unsubstituted $-C_{1-6}$ alkyl, $-C_{1-3}$ haloalkyl, halide, $-OR^{6a}$, CF_3 , and CN.

[00884] In some embodiments of Formula **IIb**, each R^5 is a substituent attached to Ring D and is independently selected at each occurrence from the group consisting of H, unsubstituted $-C_{1-6}$ alkyl, $-CH_2OH$, $-CH_2N(R^{6b})_2$, $-C_{1-3}$ haloalkyl, halide, $-OR^6$, CF_3 , and CN.

[00885] In some embodiments of Formula **IIb**, each R^6 is independently selected from the group consisting of H, unsubstituted $-C_{1-6}$ alkyl, $-C_{1-3}$ haloalkyl, and CF_3 .

[00886] In some embodiments of Formula **IIb**, each R^{6a} is independently selected from the group consisting of unsubstituted $-C_{1-6}$ alkyl, $-C_{1-3}$ haloalkyl, and CF_3 .

[00887] In some embodiments of Formula **IIb**, each R^{6b} is independently selected from the group consisting of H and unsubstituted $-C_{1-3}$ alkyl.

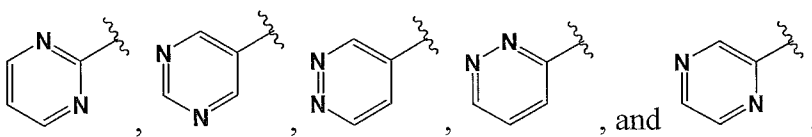
[00888] In some embodiments of Formula **IIb**, each A is N or C.

[00889] In some embodiments of Formula **IIb**, at least two A must be N.

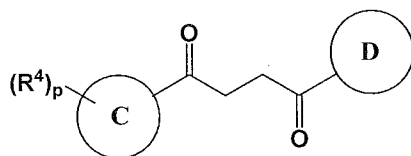
[00890] In some embodiments of Formula **IIb**, p is an integer of 1 to 3.

[00891] In some embodiments of Formula **IIb**, q is an integer of 1 to 5.

[00892] In some embodiments of Formula **IIb**, Ring C is selected from the

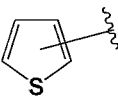
group consisting of  , and .

[00893] Some additional embodiments of Formula **II** include compounds of Formula (**IIc**):

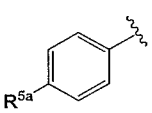
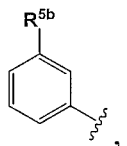
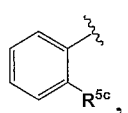
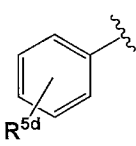
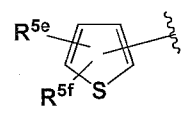
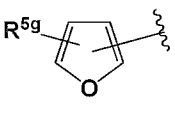
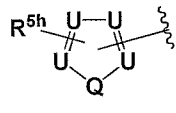
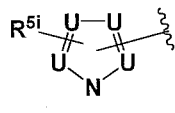


IIc

or salts, pharmaceutically acceptable salts, or prodrugs thereof.

[00894] In some embodiments of Formula **IIc**, Ring C is .

[00895] In some embodiments of Formula **IIc**, Ring D is selected from the

group consisting of , , , , , , , and , wherein a carbon atom on the ring is attached to the carbonyl carbon.

[00896] In some embodiments of Formula **IIc**, each R^4 is a substituent attached to Ring C and is independently selected at each occurrence from the group consisting of H, unsubstituted $-C_{1-6}$ alkyl, $-C_{1-3}$ haloalkyl, halide, $-OR^{6a}$, CF_3 , and CN.

[00897] In some embodiments of Formula **IIc**, R^{5a} is a substituent attached to the para position of phenyl and is selected from the group consisting of unsubstituted $-C_{2-6}$ alkyl, $-CH_2OH$, $-CH_2N(R^{6b})_2$, $-C_{2-3}$ haloalkyl, iodide, $-OR^{6a}$, and CN.

[00898] In some embodiments of Formula **IIc**, R^{5b} is a substituent attached to the meta position of phenyl and is selected from the group consisting of unsubstituted $-C_{1-6}$ alkyl, $-CH_2OH$, $-CH_2N(R^{6b})_2$, $-C_{2-3}$ haloalkyl, halide, $-OR^{6a}$, and CN.

[00899] In some embodiments of Formula **IIc**, R^{5c} is a substituent attached to the ortho position of phenyl and is selected from the group consisting of unsubstituted $-C_{1-6}$ alkyl, $-CH_2OH$, $-CH_2N(R^{6b})_2$, $-C_{1-3}$ haloalkyl, F, Br, I, $-OR^{6a}$, CF_3 , and CN.

[00900] In some embodiments of Formula **IIc**, R^{5d} is 2-5 substituents, each attached to the phenyl and are independently selected at each occurrence from the group consisting of unsubstituted $-C_{1-6}$ alkyl, $-CH_2OH$, $-CH_2N(R^{6b})_2$, $-C_{1-3}$ haloalkyl, halide, $-OR^{6a}$, CF_3 , and CN.

[00901] In some embodiments of Formula **IIc**, R^{5e} is 1 substituent attached to Ring D and selected from the group consisting of unsubstituted $-C_{2-5}$ alkyl, $-CH_2OH$, $-CH_2N(R^{6b})_2$, $-C_{1-3}$ haloalkyl, F, I, $-OR^{6a}$, CF_3 , and CN.

[00902] In some embodiments of Formula **IIc**, R^{5f} is 1-2 substituents, each attached to Ring D and are independently selected at each occurrence from the group

consisting of H, unsubstituted -C₁₋₆ alkyl, -CH₂OH, -CH₂N(R^{6b})₂, -C₁₋₃ haloalkyl, F, Br, I, -OR⁶, CF₃, and CN.

[00903] In some embodiments of Formula **IIc**, R^{5g} is 1-3 substituents, each attached to Ring D and are independently selected at each occurrence from the group consisting of unsubstituted -C₁₋₆ alkyl, -CH₂OH, -CH₂N(R^{6b})₂, -C₁₋₃ haloalkyl, halide, -OR⁶, CF₃, and CN.

[00904] In some embodiments of Formula **IIc**, R^{5h} is 1-2 substituents, each attached to Ring D and are independently selected at each occurrence from the group consisting of H, unsubstituted -C₁₋₆ alkyl, -CH₂OH, -CH₂N(R^{6b})₂, -C₁₋₃ haloalkyl, halide, -OR⁶, CF₃, and CN.

[00905] In some embodiments of Formula **IIc**, R⁵ⁱ is 1-4 substituents, each attached to Ring D and are independently selected at each occurrence from the group consisting of H, unsubstituted -C₁₋₆ alkyl, -CH₂OH, -CH₂N(R^{6b})₂, -C₁₋₃ haloalkyl, halide, -OR⁶, CF₃, and CN.

[00906] In some embodiments of Formula **IIc**, each R⁶ is independently selected from the group consisting of H, unsubstituted -C₁₋₆ alkyl, -C₁₋₃ haloalkyl, and CF₃.

[00907] In some embodiments of Formula **IIc**, each R^{6a} is independently selected from the group consisting of unsubstituted -C₂₋₆ alkyl, -C₁₋₃ haloalkyl, and CF₃.

[00908] In some embodiments of Formula **IIc**, each R^{6b} is independently selected from the group consisting of H and unsubstituted -C₁₋₃ alkyl.

[00909] In some embodiments of Formula **IIc**, each J is N or C.

[00910] In some embodiments of Formula **IIc**, at least one J must be C.

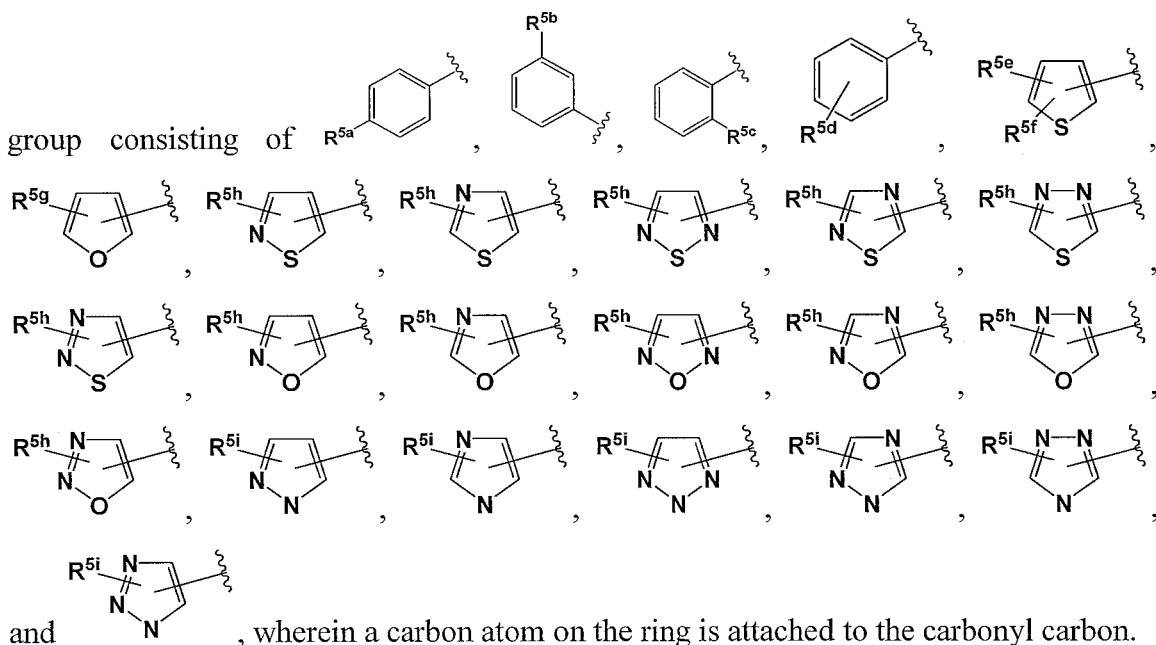
[00911] In some embodiments of Formula **IIc**, Q is S or O.

[00912] In some embodiments of Formula **IIc**, each U is N or C.

[00913] In some embodiments of Formula **IIc**, at least one U must be N and at least one U must be C.

[00914] In some embodiments of Formula **IIc**, p is an integer of 1 to 3.

[00915] In some embodiments of Formula **IIc**, Ring D is selected from the



[00916] In some embodiments of Formula **IIc**, R^{5f} is H.

[00917] In some embodiments of Formula **IIc**, R^{5f} is a halide.

[00918] In some embodiments of Formula **IIc**, R^{5f} is F.

[00919] In some embodiments of Formula **IIc**, R^{5f} is Cl.

[00920] In some embodiments of Formula **IIc**, R^{5f} is Me.

[00921] In some embodiments of Formula **IIc**, R^{5f} is OH.

[00922] In some embodiments of Formula **IIc**, R^{5f} is OMe.

[00923] In some embodiments of Formula **IIc**, R^{5f} is CF₃.

[00924] In some embodiments of Formula **IIc**, R^{5f} is CN.

[00925] In some embodiments of Formula **IIc**, R^{5f} is 1 substituent and is F.

[00926] In some embodiments of Formula **IIc**, R^{5f} is 2 substituents and are both F.

[00927] In some embodiments of Formula **IIc**, R^{5f} is 1 substituent and is Me.

[00928] In some embodiments of Formula **IIc**, R^{5f} is 2 substituents and are both Me.

[00929] In some embodiments of Formula **IIc**, R^{5f} is 1 substituent and is CF₃.

[00930] In some embodiments of Formula **IIc**, R^{5f} is 2 substituents and are both CF₃.

- [00931] In some embodiments of Formula **IIc**, R^{5f} is 1 substituent and is OMe.
- [00932] In some embodiments of Formula **IIc**, R^{5f} is 2 substituents and are both OMe.
- [00933] In some embodiments of Formula **IIc**, R^{5f} is 2 substituents and are F and Me.
- [00934] In some embodiments of Formula **IIc**, R^{5f} is 2 substituents and are F and CF₃.
- [00935] In some embodiments of Formula **IIc**, R^{5f} is 2 substituents and are F and OMe.
- [00936] In some embodiments of Formula **IIc**, R^{5f} is 1 substituent and is CN.
- [00937] In some embodiments of Formula **IIc**, R^{5f} is 2 substituents and are both CN.
- [00938] In some embodiments of Formula **IIc**, R^{5f} is 2 substituents and are F and CN.
- [00939] In some embodiments of Formula **IIc**, R^{5f} is -C₁₋₂ alkyl.
- [00940] In some embodiments of Formula **IIc**, R^{5f} is -C₁₋₃ alkyl.
- [00941] In some embodiments of Formula **IIc**, R^{5f} is -C₁₋₄ alkyl.
- [00942] In some embodiments of Formula **IIc**, R^{5f} is -C₁₋₅ alkyl.
- [00943] In some embodiments of Formula **IIc**, R^{5f} is -C₁₋₆ alkyl.
- [00944] In some embodiments of Formula **IIc**, R^{5f} is -C₂₋₆ alkyl.
- [00945] In some embodiments of Formula **IIc**, R^{5f} is -C₃₋₆ alkyl.
- [00946] In some embodiments of Formula **IIc**, R^{5f} is -C₄₋₆ alkyl.
- [00947] In some embodiments of Formula **IIc**, R^{5f} is -C₂₋₅ alkyl.
- [00948] In some embodiments of Formula **IIc**, R^{5f} is -C₃₋₅ alkyl.
- [00949] In some embodiments of Formula **IIc**, R^{5g} is a halide.
- [00950] In some embodiments of Formula **IIc**, R^{5g} is F.
- [00951] In some embodiments of Formula **IIc**, R^{5g} is Cl.
- [00952] In some embodiments of Formula **IIc**, R^{5g} is Me.
- [00953] In some embodiments of Formula **IIc**, R^{5g} is OH.
- [00954] In some embodiments of Formula **IIc**, R^{5g} is OMe.
- [00955] In some embodiments of Formula **IIc**, R^{5g} is CF₃.

- [00956] In some embodiments of Formula **IIc**, R^{5g} is CN.
- [00957] In some embodiments of Formula **IIc**, R^{5g} is 1 substituent and is F.
- [00958] In some embodiments of Formula **IIc**, R^{5g} is 2 substituents and are both F.
- [00959] In some embodiments of Formula **IIc**, R^{5g} is 1 substituent and is Me.
- [00960] In some embodiments of Formula **IIc**, R^{5g} is 2 substituents and are both Me.
- [00961] In some embodiments of Formula **IIc**, R^{5g} is 1 substituent and is CF₃.
- [00962] In some embodiments of Formula **IIc**, R^{5g} is 2 substituents and are both CF₃.
- [00963] In some embodiments of Formula **IIc**, R^{5g} is 1 substituent and is OMe.
- [00964] In some embodiments of Formula **IIc**, R^{5g} is 2 substituents and are both OMe.
- [00965] In some embodiments of Formula **IIc**, R^{5g} is 2 substituents and are F and Me.
- [00966] In some embodiments of Formula **IIc**, R^{5g} is 2 substituents and are F and CF₃.
- [00967] In some embodiments of Formula **IIc**, R^{5g} is 2 substituents and are F and OMe.
- [00968] In some embodiments of Formula **IIc**, R^{5g} is 1 substituent and is CN.
- [00969] In some embodiments of Formula **IIc**, R^{5g} is 2 substituents and are both CN.
- [00970] In some embodiments of Formula **IIc**, R^{5g} is 2 substituents and are F and CN.
- [00971] In some embodiments of Formula **IIc**, R^{5g} is -C₁₋₂ alkyl.
- [00972] In some embodiments of Formula **IIc**, R^{5g} is -C₁₋₃ alkyl.
- [00973] In some embodiments of Formula **IIc**, R^{5g} is -C₁₋₄ alkyl.
- [00974] In some embodiments of Formula **IIc**, R^{5g} is -C₁₋₅ alkyl.
- [00975] In some embodiments of Formula **IIc**, R^{5g} is -C₁₋₆ alkyl.
- [00976] In some embodiments of Formula **IIc**, R^{5g} is -C₂₋₆ alkyl.
- [00977] In some embodiments of Formula **IIc**, R^{5g} is -C₃₋₆ alkyl.

- [00978] In some embodiments of Formula **IIc**, R^{5g} is -C₄₋₆ alkyl.
- [00979] In some embodiments of Formula **IIc**, R^{5g} is -C₂₋₅ alkyl.
- [00980] In some embodiments of Formula **IIc**, R^{5g} is -C₃₋₅ alkyl.
- [00981] In some embodiments of Formula **IIc**, R⁵ⁱ is H.
- [00982] In some embodiments of Formula **IIc**, R⁵ⁱ is a halide.
- [00983] In some embodiments of Formula **IIc**, R⁵ⁱ is F.
- [00984] In some embodiments of Formula **IIc**, R⁵ⁱ is Cl.
- [00985] In some embodiments of Formula **IIc**, R⁵ⁱ is Me.
- [00986] In some embodiments of Formula **IIc**, R⁵ⁱ is OH.
- [00987] In some embodiments of Formula **IIc**, R⁵ⁱ is OMe.
- [00988] In some embodiments of Formula **IIc**, R⁵ⁱ is CF₃.
- [00989] In some embodiments of Formula **IIc**, R⁵ⁱ is CN.
- [00990] In some embodiments of Formula **IIc**, R⁵ⁱ is 1 substituent and is F.
- [00991] In some embodiments of Formula **IIc**, R⁵ⁱ is 2 substituents and are both F.
- [00992] In some embodiments of Formula **IIc**, R⁵ⁱ is 1 substituent and is Me.
- [00993] In some embodiments of Formula **IIc**, R⁵ⁱ is 2 substituents and are both Me.
- [00994] In some embodiments of Formula **IIc**, R⁵ⁱ is 1 substituent and is CF₃.
- [00995] In some embodiments of Formula **IIc**, R⁵ⁱ is 2 substituents and are both CF₃.
- [00996] In some embodiments of Formula **IIc**, R⁵ⁱ is 1 substituent and is OMe.
- [00997] In some embodiments of Formula **IIc**, R⁵ⁱ is 2 substituents and are both OMe.
- [00998] In some embodiments of Formula **IIc**, R⁵ⁱ is 2 substituents and are F and Me.
- [00999] In some embodiments of Formula **IIc**, R⁵ⁱ is 2 substituents and are F and CF₃.
- [001000] In some embodiments of Formula **IIc**, R⁵ⁱ is 2 substituents and are F and OMe.
- [001001] In some embodiments of Formula **IIc**, R⁵ⁱ is 1 substituent and is CN.

[001002] In some embodiments of Formula **IIc**, R^{5i} is 2 substituents and are both CN.

[001003] In some embodiments of Formula **IIc**, R^{5i} is 2 substituents and are F and CN.

[001004] In some embodiments of Formula **IIc**, R^{5i} is $-C_{1-2}$ alkyl.

[001005] In some embodiments of Formula **IIc**, R^{5i} is $-C_{1-3}$ alkyl.

[001006] In some embodiments of Formula **IIc**, R^{5i} is $-C_{1-4}$ alkyl.

[001007] In some embodiments of Formula **IIc**, R^{5i} is $-C_{1-5}$ alkyl.

[001008] In some embodiments of Formula **IIc**, R^{5i} is $-C_{1-6}$ alkyl.

[001009] In some embodiments of Formula **IIc**, R^{5i} is $-C_{2-6}$ alkyl.

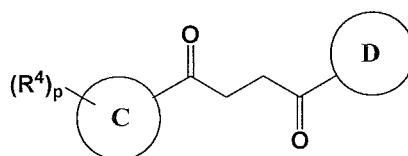
[001010] In some embodiments of Formula **IIc**, R^{5i} is $-C_{3-6}$ alkyl.

[001011] In some embodiments of Formula **IIc**, R^{5i} is $-C_{4-6}$ alkyl.

[001012] In some embodiments of Formula **IIc**, R^{5i} is $-C_{2-5}$ alkyl.

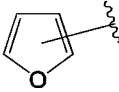
[001013] In some embodiments of Formula **IIc**, R^{5i} is $-C_{3-5}$ alkyl.

[001014] Some additional embodiments of Formula **II** include compounds of Formula (**II**d):

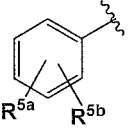
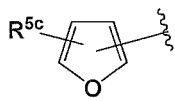
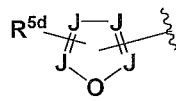
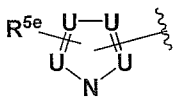


IId

or salts, pharmaceutically acceptable salts, or prodrugs thereof.

[001015] In some embodiments of Formula **II**d, Ring C is .

[001016] In some embodiments of Formula **II**d, Ring D is selected from the

group consisting of , , , and , wherein a carbon atom on the ring is attached to the carbonyl carbon.

[001017] In some embodiments of Formula **IId**, each R^4 is a substituent attached to Ring C and is independently selected at each occurrence from the group consisting of H, unsubstituted $-C_{1-6}$ alkyl, $-C_{1-3}$ haloalkyl, halide, $-OR^6$, CF_3 , and CN.

[001018] In some embodiments of Formula **IId**, R^{5a} is 1 substituent attached to Ring D and selected from the group consisting of unsubstituted $-C_{2-6}$ alkyl, $-CH_2OH$, $-CH_2N(R^{6b})_2$, $-C_{1-3}$ haloalkyl, halide, $-OR^{6a}$, and CN.

[001019] In some embodiments of Formula **IId**, R^{5b} is 1-4 substituents, each attached to Ring D and are independently selected at each occurrence from the group consisting of H, unsubstituted $-C_{1-6}$ alkyl, $-CH_2OH$, $-CH_2N(R^{6b})_2$, $-C_{1-3}$ haloalkyl, halide, $-OR^{6a}$, CF_3 , and CN.

[001020] In some embodiments of Formula **IId**, R^{5c} is 1-3 substituents, each attached to Ring D and are independently selected at each occurrence from the group consisting of unsubstituted $-C_{2-5}$ alkyl, $-CH_2OH$, $-CH_2N(R^{6b})_2$, $-C_{1-3}$ haloalkyl, halide, $-OR^6$, CF_3 , and CN.

[001021] In some embodiments of Formula **IId**, R^{5d} is 1-2 substituents, each attached to Ring D and are independently selected at each occurrence from the group consisting of H, unsubstituted $-C_{1-6}$ alkyl, $-CH_2OH$, $-CH_2N(R^{6b})_2$, $-C_{1-3}$ haloalkyl, halide, $-OR^6$, CF_3 , and CN.

[001022] In some embodiments of Formula **IId**, R^{5e} is 1-4 substituents, each attached to Ring D and are independently selected at each occurrence from the group consisting of H, unsubstituted $-C_{1-6}$ alkyl, $-CH_2OH$, $-CH_2N(R^{6b})_2$, $-C_{1-3}$ haloalkyl, halide, $-OR^6$, CF_3 , and CN.

[001023] In some embodiments of Formula **IId**, each R^6 is independently selected from the group consisting of H, unsubstituted $-C_{1-6}$ alkyl, $-C_{1-3}$ haloalkyl, and CF_3 .

[001024] In some embodiments of Formula **IId**, each R^{6a} is independently selected from the group consisting of unsubstituted $-C_{2-6}$ alkyl, $-C_{1-3}$ haloalkyl, and CF_3 .

[001025] In some embodiments of Formula **IId**, each R^{6b} is independently selected from the group consisting of H and unsubstituted $-C_{1-3}$ alkyl.

[001026] In some embodiments of Formula **IId**, each J is N or C.

[001027] In some embodiments of Formula **II**d, at least one J must be N and at least one J must be C.

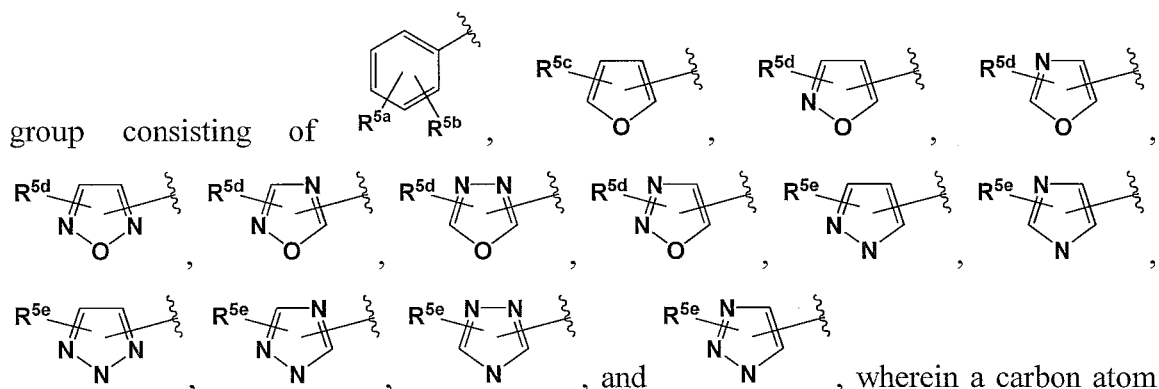
[001028] In some embodiments of Formula **II**d, Q is S or O.

[001029] In some embodiments of Formula **II**d, each U is N or C.

[001030] In some embodiments of Formula **II**d, at least one U must be C.

[001031] In some embodiments of Formula **II**d, p is an integer of 1 to 3.

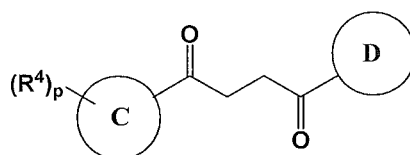
[001032] In some embodiments of Formula **II**d, Ring D is selected from the

group consisting of , wherein a carbon atom on the ring is attached to the carbonyl carbon.

[001033] In some embodiments of Formula **II**d, R^{5b} is H.

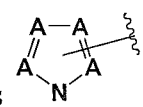
[001034] In some embodiments of Formula **II**d and/or **II**e, R^{5d} is H.

[001035] Some additional embodiments of Formula **II** include compounds of Formula (**II**e):

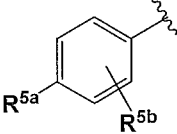
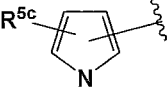
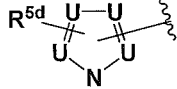


IIe

or salts, pharmaceutically acceptable salts, or prodrugs thereof.

[001036] In some embodiments of Formula **II**e, Ring C is , wherein a carbon atom on the ring is attached to the carbonyl carbon.

[001037] In some embodiments of Formula **IIf**, Ring D is selected from the

group consisting of , , and , wherein a carbon atom on the ring is attached to the carbonyl carbon.

[001038] In some embodiments of Formula **IIf**, each R^4 is a substituent attached to Ring C and is independently selected at each occurrence from the group consisting of H, unsubstituted $-C_{1-6}$ alkyl, $-C_{1-3}$ haloalkyl, halide, $-OR^6$, CF_3 , and CN.

[001039] In some embodiments of Formula **IIf**, R^{5a} is a substituent attached to the para position of phenyl and is selected from the group consisting of H, unsubstituted $-C_{1-6}$ alkyl, $-CH_2OH$, $-CH_2N(R^{6b})_2$, $-C_{1-3}$ haloalkyl, F, Br, I, $-OR^6$, CF_3 , and CN.

[001040] In some embodiments of Formula **IIf**, R^{5b} is 1-4 substituents, each attached to Ring D and are independently selected at each occurrence from the group consisting of H, unsubstituted $-C_{1-6}$ alkyl, $-CH_2OH$, $-CH_2N(R^{6b})_2$, $-C_{1-3}$ haloalkyl, halide, $-OR^6$, CF_3 , and CN.

[001041] In some embodiments of Formula **IIf**, R^{5c} is 1-4 substituents, each attached to Ring D and are independently selected at each occurrence from the group consisting of unsubstituted $-C_{2-5}$ alkyl, $-CH_2OH$, $-CH_2N(R^{6b})_2$, $-C_{1-3}$ haloalkyl, halide, $-OR^6$, CF_3 , and CN.

[001042] In some embodiments of Formula **IIf**, R^{5d} is 1-2 substituents, each attached to Ring D and are independently selected at each occurrence from the group consisting of H, unsubstituted $-C_{2-6}$ alkyl, $-CH_2OH$, $-CH_2N(R^{6b})_2$, $-C_{1-3}$ haloalkyl, halide, $-OR^{6a}$, CF_3 , and CN.

[001043] In some embodiments of Formula **IIf**, each R^6 is independently selected from the group consisting of H, unsubstituted $-C_{1-6}$ alkyl, $-C_{1-3}$ haloalkyl, and CF_3 .

[001044] In some embodiments of Formula **IIf**, each R^{6a} is independently selected from the group consisting of unsubstituted $-C_{1-6}$ alkyl, $-C_{1-3}$ haloalkyl, and CF_3 .

[001045] In some embodiments of Formula **IIf**, each R^{6b} is independently selected from the group consisting of H and unsubstituted $-C_{1-3}$ alkyl.

[001046] In some embodiments of Formula **IIf**, each A is N or C.

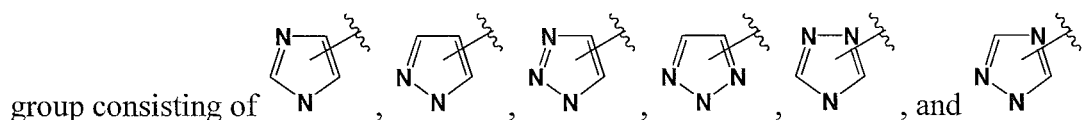
[001047] In some embodiments of Formula **IIe**, at least one A must be C.

[001048] In some embodiments of Formula **IIe**, each U is N or C.

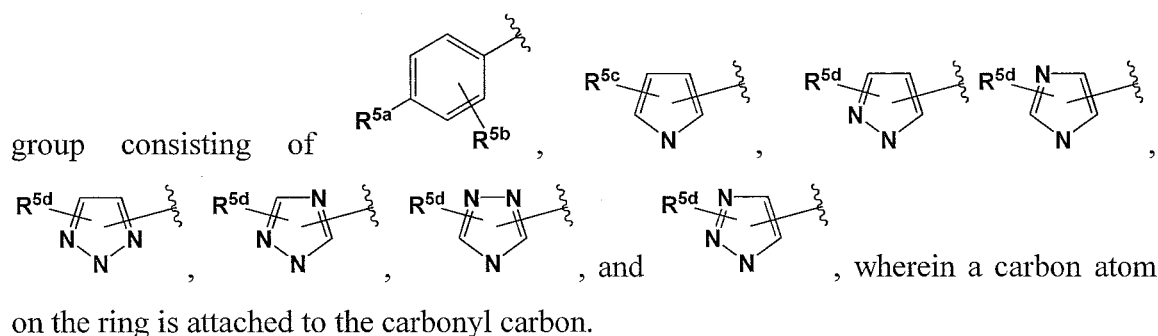
[001049] In some embodiments of Formula **IIe**, at least one U must be N and at least one U must be C.

[001050] In some embodiments of Formula **IIe**, p is an integer of 1 to 4.

[001051] In some embodiments of Formula **IIe**, Ring C is selected from the



[001052] In some embodiments of Formula **IIe**, Ring D is selected from the



[001053] In some embodiments of Formula **IIe**, R^{5a} is 1 substituent and is OMe.

[001054] In some embodiments of Formula **IIe**, R^{5a} is 2 substituents and both are OMe.

[001055] In some embodiments of Formula **IIe**, R^{5a} is 2 substituents and are F and OMe.

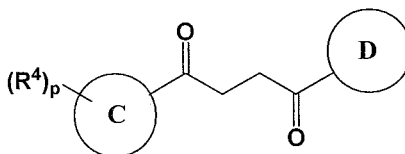
[001056] In some embodiments of Formula **IIe** and/or **IIIf**, R^{5b} is H.

[001057] In some embodiments of Formula **IIe** and/or **IIIf**, R^{5b} is 1 substituent and is OMe.

[001058] In some embodiments of Formula **IIe** and/or **IIIf**, R^{5b} is 2 substituents and both are OMe.

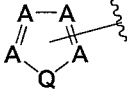
[001059] In some embodiments of Formula **IIe** and/or **IIIf**, R^{5b} is 2 substituents and are F and OMe.

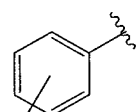
[001060] Some additional embodiments of Formula **II** include compounds of Formula (**IIIf**):



II f

or salts, pharmaceutically acceptable salts, or prodrugs thereof.

[001061] In some embodiments of Formula **II f**, Ring C is , wherein a carbon atom on the ring is attached to the carbonyl carbon.

[001062] In some embodiments of Formula **II f**, Ring D is selected from the  group consisting of R^{5a} and a 5-membered heteroaryl R^{5b} , wherein a carbon atom on the ring is attached to the carbonyl carbon.

[001063] In some embodiments of Formula **II f**, each R^4 is a substituent attached to Ring C and is independently selected at each occurrence from the group consisting of H, unsubstituted $-C_{1-6}$ alkyl, $-C_{1-3}$ haloalkyl, halide, $-OR^6$, CF_3 , and CN.

[001064] In some embodiments of Formula **II f**, R^{5a} is 1-5 substituents, each attached to phenyl and selected from the group consisting of H, unsubstituted $-C_{1-6}$ alkyl, $-CH_2OH$, $-CH_2N(R^{6b})_2$, $-C_{1-3}$ haloalkyl, halide, $-OR^{6a}$, CF_3 , and CN.

[001065] In some embodiments of Formula **II f**, R^{5b} is 1-4 substituents, each attached to Ring D and are independently selected at each occurrence from the group consisting of H, unsubstituted $-C_{1-6}$ alkyl, $-CH_2OH$, $-CH_2N(R^{6b})_2$, $-C_{1-3}$ haloalkyl, halide, $-OR^6$, CF_3 , and CN.

[001066] In some embodiments of Formula **II f**, each R^6 is independently selected from the group consisting of H, unsubstituted $-C_{1-6}$ alkyl, $-C_{1-3}$ haloalkyl, and CF_3 .

[001067] In some embodiments of Formula **II f**, each R^{6a} is independently selected from the group consisting of unsubstituted $-C_{2-6}$ alkyl, $-C_{1-3}$ haloalkyl, and CF_3 .

[001068] In some embodiments of Formula **II f**, each R^{6b} is independently selected from the group consisting of H and unsubstituted $-C_{1-3}$ alkyl.

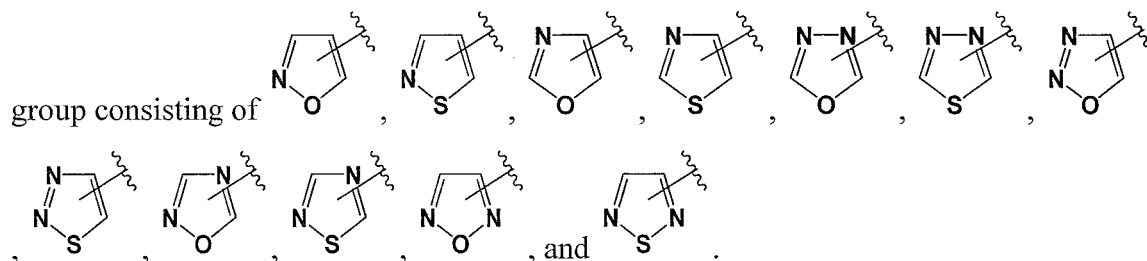
[001069] In some embodiments of Formula **II**f, each A is N or C.

[001070] In some embodiments of Formula **II**f, at least one A must be N and at least one A must be C.

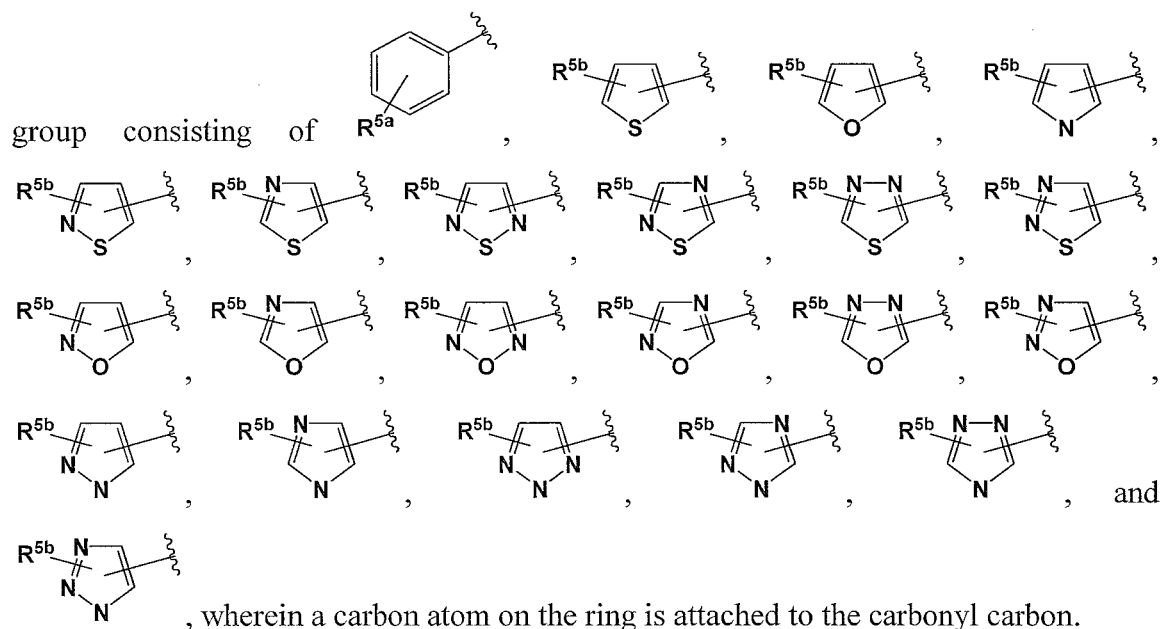
[001071] In some embodiments of Formula **II**f, Q is S or O.

[001072] In some embodiments of Formula **II**f, p is an integer of 1 to 4.

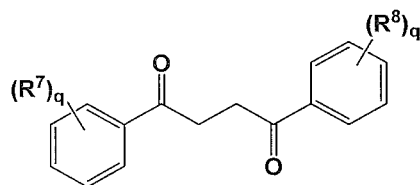
[001073] In some embodiments of Formula **II**f, Ring C is selected from the



[001074] In some embodiments of Formula **II**f, Ring D is selected from the



[001075] Some embodiments of the present disclosure include compounds of Formula **(III)**:



III

or salts, pharmaceutically acceptable salts or prodrugs thereof.

[001076] In some embodiments of Formula **III**, each R^7 is a substituent attached to the phenyl ring and is independently selected at each occurrence from the group consisting of unsubstituted $-C_{1-6}$ alkyl, $-CH_2OH$, $-CH_2N(R^{9a})_2$, $-C_{1-3}$ haloalkyl, halide, $-OR^9$, CF_3 , and CN .

[001077] In some embodiments of Formula **III**, each R^8 is a substituent attached to the phenyl ring and is independently selected at each occurrence from the group consisting of H , unsubstituted $-C_{1-6}$ alkyl, $-CH_2OH$, $-CH_2N(R^{9a})_2$, $-C_{1-3}$ haloalkyl, halide, $-OR^9$, CF_3 , and CN .

[001078] In some embodiments of Formula **III**, each R^9 is independently selected from the group consisting of H , unsubstituted $-C_{1-6}$ alkyl, $-C_{1-3}$ haloalkyl, and CF_3 .

[001079] In some embodiments of Formula **III**, each R^{9a} is independently selected from the group consisting of H and unsubstituted $-C_{1-3}$ alkyl.

[001080] In some embodiments of Formula **III**, each q is an integer of 1 to 5.

[001081] In some embodiments of Formula **III**, each R^7 is independently selected from the group consisting of F , Cl , Me , OMe , OH , CF_3 and CN .

[001082] In some embodiments of Formula **III**, R^7 is a halide.

[001083] In some embodiments of Formula **III**, R^7 is F .

[001084] In some embodiments of Formula **III**, R^7 is Cl .

[001085] In some embodiments of Formula **III**, R^7 is Me .

[001086] In some embodiments of Formula **III**, R^7 is OH .

[001087] In some embodiments of Formula **III**, R^7 is OMe .

[001088] In some embodiments of Formula **III**, R^7 is CF_3 .

[001089] In some embodiments of Formula **III**, R^7 is CN .

[001090] In some embodiments of Formula **III**, q is an integer from 1-4.

[001091] In some embodiments of Formula **III**, q is an integer from 1-3.

[001092] In some embodiments of Formula **III**, q is an integer from 1-2.

[001093] In some embodiments of Formula **III**, q is 2.

[001094] In some embodiments of Formula **III**, q is 1.

[001095] In some embodiments of Formula **III**, R^7 is F ; and q is 1.

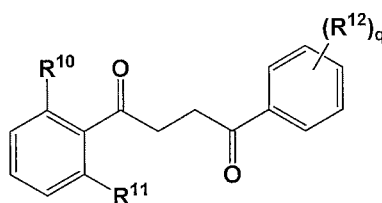
[001096] In some embodiments of Formula **III**, R^7 is F ; and q is 2.

- [001097] In some embodiments of Formula **III**, R^7 is Me; and q is 1.
- [001098] In some embodiments of Formula **III**, R^7 is Me; and q is 2.
- [001099] In some embodiments of Formula **III**, R^7 is CF_3 ; and q is 1.
- [001100] In some embodiments of Formula **III**, R^7 is CF_3 ; and q is 2.
- [001101] In some embodiments of Formula **III**, R^7 is OMe; and q is 1.
- [001102] In some embodiments of Formula **III**, R^7 is OMe; and q is 2.
- [001103] In some embodiments of Formula **III**, R^7 is F and Me; and q is 2.
- [001104] In some embodiments of Formula **III**, R^7 is F and CF_3 ; and q is 2.
- [001105] In some embodiments of Formula **III**, R^7 is F and OMe; and q is 2.
- [001106] In some embodiments of Formula **III**, R^7 is CN; and q is 1.
- [001107] In some embodiments of Formula **III**, R^7 is CN; and q is 2.
- [001108] In some embodiments of Formula **III**, R^7 is F and CN; and q is 2.
- [001109] In some embodiments of Formula **III**, R^7 is $-C_{1-2}$ alkyl.
- [001110] In some embodiments of Formula **III**, R^7 is $-C_{1-3}$ alkyl.
- [001111] In some embodiments of Formula **III**, R^7 is $-C_{1-4}$ alkyl.
- [001112] In some embodiments of Formula **III**, R^7 is $-C_{1-5}$ alkyl.
- [001113] In some embodiments of Formula **III**, R^7 is $-C_{1-6}$ alkyl.
- [001114] In some embodiments of Formula **III**, R^7 is $-C_{2-6}$ alkyl.
- [001115] In some embodiments of Formula **III**, R^7 is $-C_{3-6}$ alkyl.
- [001116] In some embodiments of Formula **III**, R^7 is $-C_{4-6}$ alkyl.
- [001117] In some embodiments of Formula **III**, R^7 is $-C_{2-5}$ alkyl.
- [001118] In some embodiments of Formula **III**, R^7 is $-C_{3-5}$ alkyl.
- [001119] In some embodiments of Formula **III**, each R^8 is independently selected from the group consisting of H, F, Cl, Me, OMe, OH, CF_3 and CN.
- [001120] In some embodiments of Formula **III**, R^8 is H.
- [001121] In some embodiments of Formula **III**, R^8 is a halide.
- [001122] In some embodiments of Formula **III**, R^8 is F.
- [001123] In some embodiments of Formula **III**, R^8 is Cl.
- [001124] In some embodiments of Formula **III**, R^8 is Me.
- [001125] In some embodiments of Formula **III**, R^8 is OH.
- [001126] In some embodiments of Formula **III**, R^8 is OMe.

- [001127] In some embodiments of Formula **III**, R⁸ is CF₃.
- [001128] In some embodiments of Formula **III**, R⁸ is CN.
- [001129] In some embodiments of Formula **III**, q is an integer from 1-4.
- [001130] In some embodiments of Formula **III**, q is an integer from 1-3.
- [001131] In some embodiments of Formula **III**, q is an integer from 1-2.
- [001132] In some embodiments of Formula **III**, q is 2.
- [001133] In some embodiments of Formula **III**, q is 1.
- [001134] In some embodiments of Formula **III**, R⁸ is F; and q is 1.
- [001135] In some embodiments of Formula **III**, R⁸ is F; and q is 2.
- [001136] In some embodiments of Formula **III**, R⁸ is Me; and q is 1.
- [001137] In some embodiments of Formula **III**, R⁸ is Me; and q is 2.
- [001138] In some embodiments of Formula **III**, R⁸ is CF₃; and q is 1.
- [001139] In some embodiments of Formula **III**, R⁸ is CF₃; and q is 2.
- [001140] In some embodiments of Formula **III**, R⁸ is OMe; and q is 1.
- [001141] In some embodiments of Formula **III**, R⁸ is OMe; and q is 2.
- [001142] In some embodiments of Formula **III**, R⁸ is F and Me; and q is 2.
- [001143] In some embodiments of Formula **III**, R⁸ is F and CF₃; and q is 2.
- [001144] In some embodiments of Formula **III**, R⁸ is F and OMe; and q is 2.
- [001145] In some embodiments of Formula **III**, R⁸ is CN; and q is 1.
- [001146] In some embodiments of Formula **III**, R⁸ is CN; and q is 2.
- [001147] In some embodiments of Formula **III**, R⁸ is F and CN; and q is 2.
- [001148] In some embodiments of Formula **III**, R⁸ is -C₁₋₂ alkyl.
- [001149] In some embodiments of Formula **III**, R⁸ is -C₁₋₃ alkyl.
- [001150] In some embodiments of Formula **III**, R⁸ is -C₁₋₄ alkyl.
- [001151] In some embodiments of Formula **III**, R⁸ is -C₁₋₅ alkyl.
- [001152] In some embodiments of Formula **III**, R⁸ is -C₁₋₆ alkyl.
- [001153] In some embodiments of Formula **III**, R⁸ is -C₂₋₆ alkyl.
- [001154] In some embodiments of Formula **III**, R⁸ is -C₃₋₆ alkyl.
- [001155] In some embodiments of Formula **III**, R⁸ is -C₄₋₆ alkyl.
- [001156] In some embodiments of Formula **III**, R⁸ is -C₂₋₅ alkyl.
- [001157] In some embodiments of Formula **III**, R⁸ is -C₃₋₅ alkyl.

- [001158] In some embodiments of Formula **III**, R⁹ is -C₁₋₂ alkyl.
- [001159] In some embodiments of Formula **III**, R⁹ is -C₁₋₃ alkyl.
- [001160] In some embodiments of Formula **III**, R⁹ is -C₁₋₄ alkyl.
- [001161] In some embodiments of Formula **III**, R⁹ is -C₁₋₅ alkyl.
- [001162] In some embodiments of Formula **III**, R⁹ is -C₁₋₆ alkyl.
- [001163] In some embodiments of Formula **III**, R⁹ is -C₂₋₆ alkyl.
- [001164] In some embodiments of Formula **III**, R⁹ is -C₃₋₆ alkyl.
- [001165] In some embodiments of Formula **III**, R⁹ is -C₄₋₆ alkyl.
- [001166] In some embodiments of Formula **III**, R⁹ is -C₂₋₅ alkyl.
- [001167] In some embodiments of Formula **III**, R⁹ is -C₃₋₅ alkyl.
- [001168] In some embodiments of Formula **III**, R⁷ and/or R⁸ is -CH₂OH.
- [001169] In some embodiments of Formula **III**, R⁷ and/or R⁸ is -CH₂N(R^{9a})₂.
- [001170] In some embodiments of Formula **III**, R⁷ and/or R⁸ is -CH₂NH₂.
- [001171] In some embodiments of Formula **III**, R⁷ and/or R⁸ is -CH₂NHMe.
- [001172] In some embodiments of Formula **III**, R⁷ and/or R⁸ is -CH₂NMe₂.
- [001173] In some embodiments of Formula **III**, R⁷ and/or R⁸ is -CH₂NHEt.
- [001174] In some embodiments of Formula **III**, R⁷ and/or R⁸ is -CH₂N(Me)(Et).
- [001175] In some embodiments of Formula **III**, R⁷ and/or R⁸ is -CH₂NEt₂.
- [001176] Some additional embodiments of Formula **III** include compounds of

Formula (**IIIa**):



IIIa

or salts, pharmaceutically acceptable salts, or prodrugs thereof.

[001177] In some embodiments of Formula **IIIa**, R¹⁰ is selected from the group consisting of H, unsubstituted -C₁₋₆ alkyl, -C₁₋₃ haloalkyl, halide, -OR¹³, CF₃, and CN.

[001178] In some embodiments of Formula **IIIa**, R¹¹ is selected from the group consisting of unsubstituted -C₁₋₆ alkyl, -CH₂OH, -CH₂N(R^{13b})₂, -C₁₋₃ haloalkyl, halide, -OR¹³, CF₃, and CN.

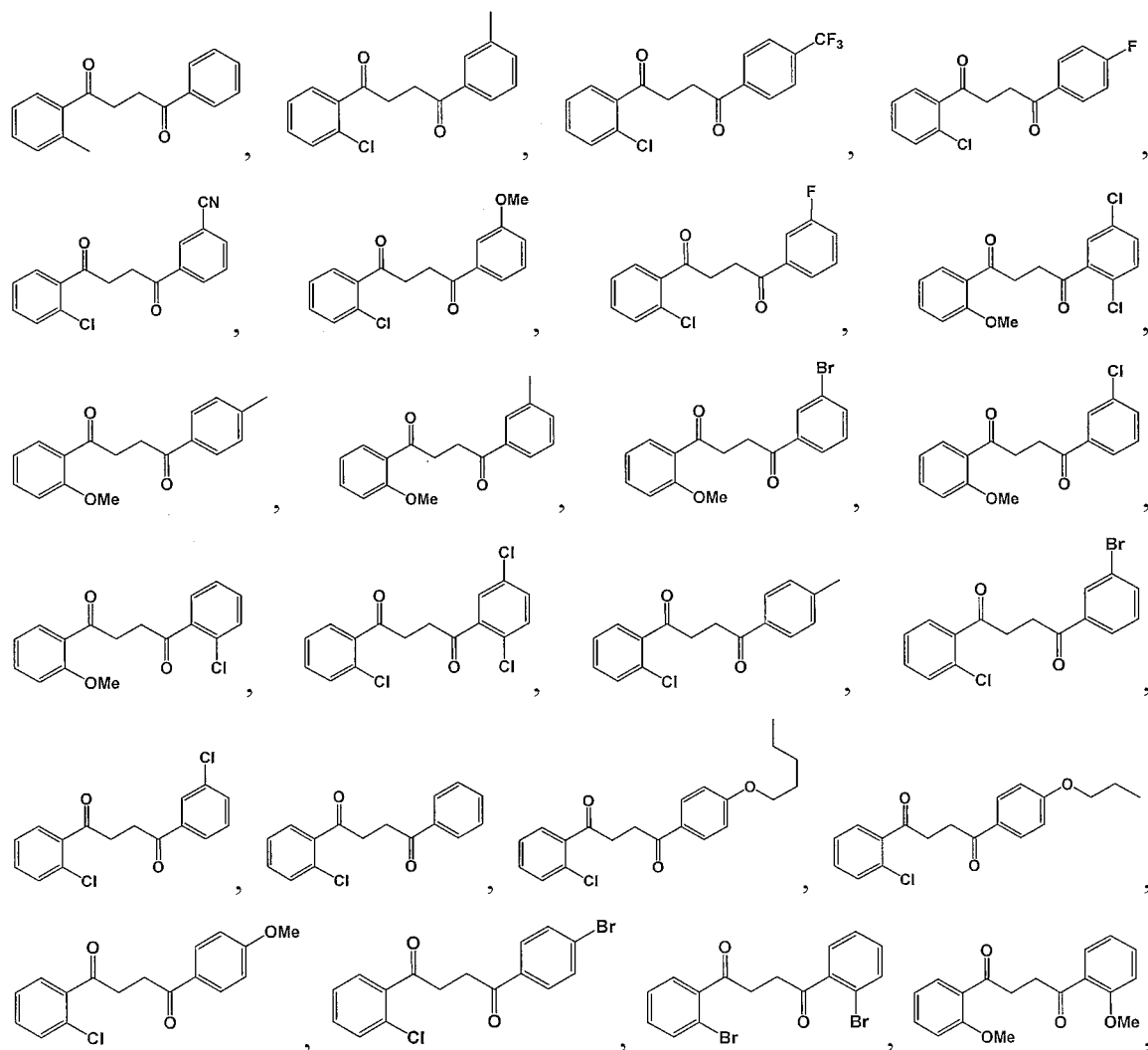
[001179] In some embodiments of Formula **IIIa**, each R^{12} is a substituent attached to the phenyl ring and is independently selected at each occurrence from the group consisting of H, unsubstituted $-C_{1-6}$ alkyl, $-CH_2OH$, $-CH_2N(R^{13b})_2$, $-C_{1-3}$ haloalkyl, halide, $-OR^{13}$, CF_3 , and CN.

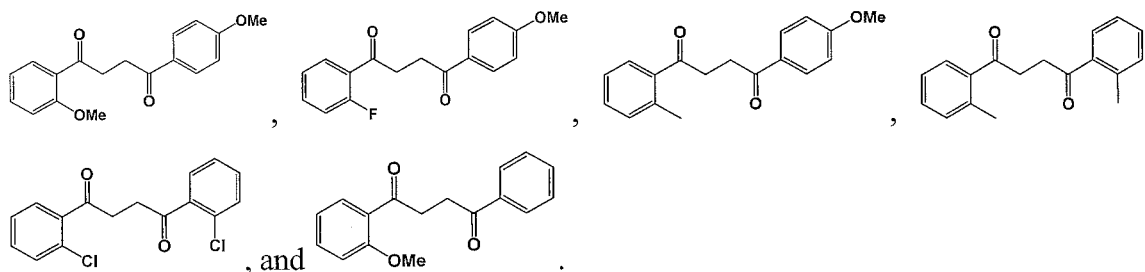
[001180] In some embodiments of Formula **IIIa**, each R^{13} is independently selected from the group consisting of unsubstituted $-C_{1-6}$ alkyl, $-C_{1-3}$ haloalkyl, and CF_3 .

[001181] In some embodiments of Formula **IIIa**, each R^{13b} is independently selected from the group consisting of H and unsubstituted $-C_{1-3}$ alkyl.

[001182] In some embodiments of Formula **IIIa**, each q is an integer of 1 to 5.

[001183] In some embodiments of Formula **IIIa**, there is the proviso that a compound Formula **IIIa** is not a compound selected from the group consisting of:





[001184] In some embodiments of Formula **IIIa** and/or **IIIc**, R^{10} is selected from the group consisting of H, F, Cl, Me, OMe, CF_3 , and CN.

[001185] In some embodiments of Formula **IIIa** and/or **IIIc**, R^{11} is selected from the group consisting of F, Cl, Me, OMe, CF_3 , and CN.

[001186] In some embodiments of Formula **IIIa** and/or **IIIc**, R^{10} is H; and R^{11} is F.

[001187] In some embodiments of Formula **IIIa** and/or **IIIc**, R^{10} is H; and R^{11} is Cl.

[001188] In some embodiments of Formula **IIIa** and/or **IIIc**, R^{10} is H; and R^{11} is Me.

[001189] In some embodiments of Formula **IIIa** and/or **IIIc**, R^{10} is H; and R^{11} is OMe.

[001190] In some embodiments of Formula **IIIa** and/or **IIIc**, R^{10} is H; and R^{11} is CF_3 .

[001191] In some embodiments of Formula **IIIa** and/or **IIIc**, R^{10} is H; and R^{11} is CN.

[001192] In some embodiments of Formula **IIIa** and/or **IIIc**, R^{10} is F; and R^{11} is F.

[001193] In some embodiments of Formula **IIIa** and/or **IIIc**, R^{10} is F; and R^{11} is Cl.

[001194] In some embodiments of Formula **IIIa** and/or **IIIc**, R^{10} is F; and R^{11} is Me.

[001195] In some embodiments of Formula **IIIa** and/or **IIIc**, R^{10} is F; and R^{11} is OMe.

[001196] In some embodiments of Formula **IIIa** and/or **IIIc**, R^{10} is F; and R^{11} is CF_3 .

[001197] In some embodiments of Formula **IIIa** and/or **IIIc**, R¹⁰ is F; and R¹¹ is CN.

[001198] In some embodiments of Formula **IIIa** and/or **IIIc**, R¹⁰ is -C₁₋₂ alkyl.

[001199] In some embodiments of Formula **IIIa** and/or **IIIc**, R¹⁰ is -C₁₋₃ alkyl.

[001200] In some embodiments of Formula **IIIa** and/or **IIIc**, R¹⁰ is -C₁₋₄ alkyl.

[001201] In some embodiments of Formula **IIIa** and/or **IIIc**, R¹⁰ is -C₁₋₅ alkyl.

[001202] In some embodiments of Formula **IIIa** and/or **IIIc**, R¹⁰ is -C₁₋₆ alkyl.

[001203] In some embodiments of Formula **IIIa** and/or **IIIc**, R¹⁰ is -C₂₋₆ alkyl.

[001204] In some embodiments of Formula **IIIa** and/or **IIIc**, R¹⁰ is -C₃₋₆ alkyl.

[001205] In some embodiments of Formula **IIIa** and/or **IIIc**, R¹⁰ is -C₄₋₆ alkyl.

[001206] In some embodiments of Formula **IIIa** and/or **IIIc**, R¹⁰ is -C₂₋₅ alkyl.

[001207] In some embodiments of Formula **IIIa** and/or **IIIc**, R¹⁰ is -C₃₋₅ alkyl.

[001208] In some embodiments of Formula **IIIa** and/or **IIIc**, R¹¹ is -C₁₋₂ alkyl.

[001209] In some embodiments of Formula **IIIa** and/or **IIIc**, R¹¹ is -C₁₋₃ alkyl.

[001210] In some embodiments of Formula **IIIa** and/or **IIIc**, R¹¹ is -C₁₋₄ alkyl.

[001211] In some embodiments of Formula **IIIa** and/or **IIIc**, R¹¹ is -C₁₋₅ alkyl.

[001212] In some embodiments of Formula **IIIa** and/or **IIIc**, R¹¹ is -C₁₋₆ alkyl.

[001213] In some embodiments of Formula **IIIa** and/or **IIIc**, R¹¹ is -C₂₋₆ alkyl.

[001214] In some embodiments of Formula **IIIa** and/or **IIIc**, R¹¹ is -C₃₋₆ alkyl.

[001215] In some embodiments of Formula **IIIa** and/or **IIIc**, R¹¹ is -C₄₋₆ alkyl.

[001216] In some embodiments of Formula **IIIa** and/or **IIIc**, R¹¹ is -C₂₋₅ alkyl.

[001217] In some embodiments of Formula **IIIa** and/or **IIIc**, R¹¹ is -C₃₋₅ alkyl.

[001218] In some embodiments of Formula **IIIa**, each R¹² is selected from the group consisting of H, F, Cl, Me, OMe, CF₃, and CN.

[001219] In some embodiments of Formula **IIIa**, R¹² is H.

[001220] In some embodiments of Formula **IIIa**, R¹² is a halide.

[001221] In some embodiments of Formula **IIIa**, R¹² is F.

[001222] In some embodiments of Formula **IIIa**, R¹² is Cl.

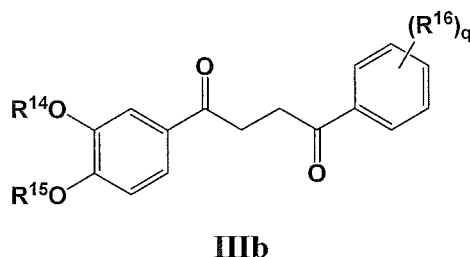
[001223] In some embodiments of Formula **IIIa**, R¹² is Me.

[001224] In some embodiments of Formula **IIIa**, R¹² is OH.

[001225] In some embodiments of Formula **IIIa**, R¹² is OMe.

- [001226] In some embodiments of Formula **IIIa**, R¹² is CF₃.
- [001227] In some embodiments of Formula **IIIa**, R¹² is CN.
- [001228] In some embodiments of Formula **IIIa** and/or **IIIc**, q is an integer from 1-4.
- [001229] In some embodiments of Formula **IIIa** and/or **IIIc**, q is an integer from 1-3.
- [001230] In some embodiments of Formula **IIIa**, q is an integer from 1-2.
- [001231] In some embodiments of Formula **IIIa** and/or **IIIc**, q is 2.
- [001232] In some embodiments of Formula **IIIa** and/or **IIIc**, q is 1.
- [001233] In some embodiments of Formula **IIIa**, R¹² is F; and q is 1.
- [001234] In some embodiments of Formula **IIIa**, R¹² is F; and q is 2.
- [001235] In some embodiments of Formula **IIIa**, R¹² is Me; and q is 1.
- [001236] In some embodiments of Formula **IIIa**, R¹² is Me; and q is 2.
- [001237] In some embodiments of Formula **IIIa**, R¹² is CF₃; and q is 1.
- [001238] In some embodiments of Formula **IIIa**, R¹² is CF₃; and q is 2.
- [001239] In some embodiments of Formula **IIIa**, R¹² is OMe; and q is 1.
- [001240] In some embodiments of Formula **IIIa**, R¹² is OMe; and q is 2.
- [001241] In some embodiments of Formula **IIIa**, R¹² is F and Me; and q is 2.
- [001242] In some embodiments of Formula **IIIa**, R¹² is F and CF₃; and q is 2.
- [001243] In some embodiments of Formula **IIIa**, R¹² is F and OMe; and q is 2.
- [001244] In some embodiments of Formula **IIIa**, R¹² is CN; and q is 1.
- [001245] In some embodiments of Formula **IIIa**, R¹² is CN; and q is 2.
- [001246] In some embodiments of Formula **IIIa**, R¹² is F and CN; and q is 2.
- [001247] In some embodiments of Formula **IIIa**, R¹² is F or Cl; q is 1.
- [001248] In some embodiments of Formula **IIIa**, R¹² is -C₁₋₂ alkyl.
- [001249] In some embodiments of Formula **IIIa**, R¹² is -C₁₋₃ alkyl.
- [001250] In some embodiments of Formula **IIIa**, R¹² is -C₁₋₄ alkyl.
- [001251] In some embodiments of Formula **IIIa**, R¹² is -C₁₋₅ alkyl.
- [001252] In some embodiments of Formula **IIIa**, R¹² is -C₁₋₆ alkyl.
- [001253] In some embodiments of Formula **IIIa**, R¹² is -C₂₋₆ alkyl.
- [001254] In some embodiments of Formula **IIIa**, R¹² is -C₃₋₆ alkyl.

- [001255] In some embodiments of Formula **IIIa**, R^{12} is $-C_{4-6}$ alkyl.
- [001256] In some embodiments of Formula **IIIa**, R^{12} is $-C_{2-5}$ alkyl.
- [001257] In some embodiments of Formula **IIIa**, R^{12} is $-C_{3-5}$ alkyl.
- [001258] In some embodiments of Formula **IIIa** and/or **IIIc**, R^{11} is $-CH_2OH$.
- [001259] In some embodiments of Formula **IIIa** and/or **IIIc**, R^{11} is $-CH_2N(R^{13b})_2$.
- [001260] In some embodiments of Formula **IIIa** and/or **IIIc**, R^{11} is $-CH_2NH_2$.
- [001261] In some embodiments of Formula **IIIa** and/or **IIIc**, R^{11} is $-CH_2NHMe$.
- [001262] In some embodiments of Formula **IIIa** and/or **IIIc**, R^{11} is $-CH_2NMe_2$.
- [001263] In some embodiments of Formula **IIIa** and/or **IIIc**, R^{11} is $-CH_2NHET$.
- [001264] In some embodiments of Formula **IIIa** and/or **IIIc**, R^{11} is $-CH_2N(Me)(Et)$.
- [001265] In some embodiments of Formula **IIIa** and/or **IIIc**, R^{11} is $-CH_2NEt_2$.
- [001266] In some embodiments of Formula **IIIa** and/or **IIIc**, R^{13} is $-C_{1-2}$ alkyl.
- [001267] In some embodiments of Formula **IIIa** and/or **IIIc**, R^{13} is $-C_{1-3}$ alkyl.
- [001268] In some embodiments of Formula **IIIa** and/or **IIIc**, R^{13} is $-C_{1-4}$ alkyl.
- [001269] In some embodiments of Formula **IIIa** and/or **IIIc**, R^{13} is $-C_{1-5}$ alkyl.
- [001270] In some embodiments of Formula **IIIa** and/or **IIIc**, R^{13} is $-C_{1-6}$ alkyl.
- [001271] In some embodiments of Formula **IIIa** and/or **IIIc**, R^{13} is $-C_{2-6}$ alkyl.
- [001272] In some embodiments of Formula **IIIa** and/or **IIIc**, R^{13} is $-C_{3-6}$ alkyl.
- [001273] In some embodiments of Formula **IIIa** and/or **IIIc**, R^{13} is $-C_{4-6}$ alkyl.
- [001274] In some embodiments of Formula **IIIa** and/or **IIIc**, R^{13} is $-C_{2-5}$ alkyl.
- [001275] In some embodiments of Formula **IIIa** and/or **IIIc**, R^{13} is $-C_{3-5}$ alkyl.
- [001276] Some additional embodiments of Formula **III** include compounds of Formula (**IIIb**):



or salts, pharmaceutically acceptable salts, or prodrugs thereof.

[001277] In some embodiments of Formula **IIIb**, R^{14} is selected from the group consisting of unsubstituted $-C_{1-6}$ alkyl, $-C_{1-3}$ haloalkyl, and CF_3 .

[001278] In some embodiments of Formula **IIIb**, R^{15} is selected from the group consisting of unsubstituted $-C_{1-6}$ alkyl, $-C_{1-3}$ haloalkyl, and CF_3 .

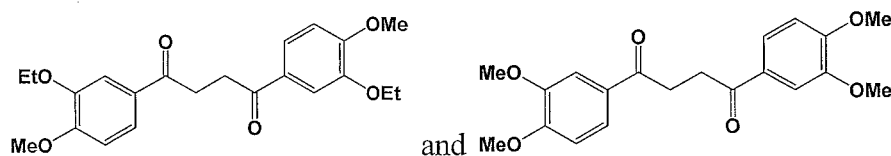
[001279] In some embodiments of Formula **IIIb**, each R^{16} is a substituent attached to the phenyl ring and is independently selected at each occurrence from the group consisting of H, unsubstituted $-C_{1-6}$ alkyl, $-CH_2OH$, $-CH_2N(R^{17b})_2$, $-C_{1-3}$ haloalkyl, halide, $-OR^{17}$, CF_3 , and CN.

[001280] In some embodiments of Formula **IIIb**, each R^{17} is independently selected from the group consisting of unsubstituted $-C_{1-6}$ alkyl, $-C_{1-3}$ haloalkyl, and CF_3 .

[001281] In some embodiments of Formula **IIIb**, each R^{17b} is independently selected from the group consisting of H and unsubstituted $-C_{1-3}$ alkyl.

[001282] In some embodiments of Formula **IIIb**, each q is an integer of 1 to 5.

[001283] In some embodiments of Formula **IIIb**, there is the proviso that a compound of Formula **IIIb** is not a compound selected from the group consisting of:



[001284] In some embodiments of Formula **IIIb** and/or **IIIc**, R^{14} is Me

[001285] In some embodiments of Formula **IIIb** and/or **IIIc**, R^{14} is Et.

[001286] In some embodiments of Formula **IIIb** and/or **IIIc**, R^{14} is $-C_{1-2}$ alkyl.

[001287] In some embodiments of Formula **IIIb** and/or **IIIc**, R^{14} is $-C_{1-3}$ alkyl.

[001288] In some embodiments of Formula **IIIb** and/or **IIIc**, R^{14} is $-C_{1-4}$ alkyl.

[001289] In some embodiments of Formula **IIIb** and/or **IIIc**, R^{14} is $-C_{1-5}$ alkyl.

[001290] In some embodiments of Formula **IIIb** and/or **IIIc**, R^{14} is $-C_{1-6}$ alkyl.

[001291] In some embodiments of Formula **IIIb** and/or **IIIc**, R^{14} is $-C_{2-6}$ alkyl.

[001292] In some embodiments of Formula **IIIb** and/or **IIIc**, R^{14} is $-C_{3-6}$ alkyl.

[001293] In some embodiments of Formula **IIIb** and/or **IIIc**, R^{14} is $-C_{4-6}$ alkyl.

[001294] In some embodiments of Formula **IIIb** and/or **IIIc**, R^{14} is $-C_{2-5}$ alkyl.

[001295] In some embodiments of Formula **IIIb** and/or **IIIc**, R^{14} is $-C_{3-5}$ alkyl.

[001296] In some embodiments of Formula **IIIb** and/or **IIId**, R¹⁴ is -C₁₋₂ haloalkyl.

[001297] In some embodiments of Formula **IIIb** and/or **IIId**, R¹⁴ is -C₁₋₃ haloalkyl.

[001298] In some embodiments of Formula **IIIb** and/or **IIId**, R¹⁴ is -C₂₋₃ haloalkyl.

[001299] In some embodiments of Formula **IIIb** and/or **IIId**, R¹⁴ is CF₃.

[001300] In some embodiments of Formula **IIIb** and/or **IIId**, R¹⁵ is Me

[001301] In some embodiments of Formula **IIIb** and/or **IIId**, R¹⁵ is Et.

[001302] In some embodiments of Formula **IIIb** and/or **IIId**, R¹⁵ is -C₁₋₂ alkyl.

[001303] In some embodiments of Formula **IIIb** and/or **IIId**, R¹⁵ is -C₁₋₃ alkyl.

[001304] In some embodiments of Formula **IIIb** and/or **IIId**, R¹⁵ is -C₁₋₄ alkyl.

[001305] In some embodiments of Formula **IIIb** and/or **IIId**, R¹⁵ is -C₁₋₅ alkyl.

[001306] In some embodiments of Formula **IIIb** and/or **IIId**, R¹⁵ is -C₁₋₆ alkyl.

[001307] In some embodiments of Formula **IIIb** and/or **IIId**, R¹⁵ is -C₂₋₆ alkyl.

[001308] In some embodiments of Formula **IIIb** and/or **IIId**, R¹⁵ is -C₃₋₆ alkyl.

[001309] In some embodiments of Formula **IIIb** and/or **IIId**, R¹⁵ is -C₄₋₆ alkyl.

[001310] In some embodiments of Formula **IIIb** and/or **IIId**, R¹⁵ is -C₂₋₅ alkyl.

[001311] In some embodiments of Formula **IIIb** and/or **IIId**, R¹⁵ is -C₃₋₅ alkyl.

[001312] In some embodiments of Formula **IIIb** and/or **IIId**, R¹⁵ is -C₁₋₂ haloalkyl.

[001313] In some embodiments of Formula **IIIb** and/or **IIId**, R¹⁵ is -C₁₋₃ haloalkyl.

[001314] In some embodiments of Formula **IIIb** and/or **IIId**, R¹⁵ is -C₂₋₃ haloalkyl.

[001315] In some embodiments of Formula **IIIb** and/or **IIId**, R¹⁵ is CF₃.

[001316] In some embodiments of Formula **IIIb**, each R¹⁶ is selected from the group consisting of H, F, Cl, Me, OMe, CF₃, and CN.

[001317] In some embodiments of Formula **IIIb**, R¹⁶ is H.

[001318] In some embodiments of Formula **IIIb** and/or **IIId**, R¹⁶ is a halide.

[001319] In some embodiments of Formula **IIIb** and/or **IIId**, R¹⁶ is F.

- [001320] In some embodiments of Formula **IIIb** and/or **IIId**, R¹⁶ is Cl.
- [001321] In some embodiments of Formula **IIIb** and/or **IIId**, R¹⁶ is Me.
- [001322] In some embodiments of Formula **IIIb**, R¹⁶ is OH.
- [001323] In some embodiments of Formula **IIIb**, R¹⁶ is OMe.
- [001324] In some embodiments of Formula **IIIb** and/or **IIId**, R¹⁶ is CF₃.
- [001325] In some embodiments of Formula **IIIb** and/or **IIId**, R¹⁶ is CN.
- [001326] In some embodiments of Formula **IIIb** and/or **IIId**, q is an integer from 1-4.
- [001327] In some embodiments of Formula **IIIb** and/or **IIId**, q is an integer from 1-3.
- [001328] In some embodiments of Formula **IIIb** and/or **IIId**, q is an integer from 1-2.
- [001329] In some embodiments of Formula **IIIb** and/or **IIId**, q is 2.
- [001330] In some embodiments of Formula **IIIb** and/or **IIId**, q is 1.
- [001331] In some embodiments of Formula **IIIb** and/or **IIId**, R¹⁶ is F; and q is 1.
- [001332] In some embodiments of Formula **IIIb** and/or **IIId**, R¹⁶ is F; and q is 2.
- [001333] In some embodiments of Formula **IIIb** and/or **IIId**, R¹⁶ is Me; and q is 1.
- [001334] In some embodiments of Formula **IIIb** and/or **IIId**, R¹⁶ is Me; and q is 2.
- [001335] In some embodiments of Formula **IIIb** and/or **IIId**, R¹⁶ is CF₃; and q is 1.
- [001336] In some embodiments of Formula **IIIb** and/or **IIId**, R¹⁶ is CF₃; and q is 2.
- [001337] In some embodiments of Formula **IIIb**, R¹⁶ is OMe; and q is 1.
- [001338] In some embodiments of Formula **IIIb**, R¹⁶ is OMe; and q is 2.
- [001339] In some embodiments of Formula **IIIb** and/or **IIId**, R¹⁶ is F and Me; and q is 2.

[001340] In some embodiments of Formula **IIIb** and/or **IIIId**, R¹⁶ is F and CF₃; and q is 2.

[001341] In some embodiments of Formula **IIIb**, R¹⁶ is F and OMe; and q is 2.

[001342] In some embodiments of Formula **IIIb** and/or **IIIId**, R¹⁶ is CN; and q is 1.

[001343] In some embodiments of Formula **IIIb** and/or **IIIId**, R¹⁶ is CN; and q is 2.

[001344] In some embodiments of Formula **IIIb** and/or **IIIId**, R¹⁶ is F and CN; and q is 2.

[001345] In some embodiments of Formula **IIIb** and/or **IIIId**, R¹⁶ is F or Cl; q is 1.

[001346] In some embodiments of Formula **IIIb** and/or **IIIId**, R¹⁶ is -C₁₋₂ alkyl.

[001347] In some embodiments of Formula **IIIb** and/or **IIIId**, R¹⁶ is -C₁₋₃ alkyl.

[001348] In some embodiments of Formula **IIIb** and/or **IIIId**, R¹⁶ is -C₁₋₄ alkyl.

[001349] In some embodiments of Formula **IIIb** and/or **IIIId**, R¹⁶ is -C₁₋₅ alkyl.

[001350] In some embodiments of Formula **IIIb** and/or **IIIId**, R¹⁶ is -C₁₋₆ alkyl.

[001351] In some embodiments of Formula **IIIb** and/or **IIIId**, R¹⁶ is -C₂₋₆ alkyl.

[001352] In some embodiments of Formula **IIIb** and/or **IIIId**, R¹⁶ is -C₃₋₆ alkyl.

[001353] In some embodiments of Formula **IIIb** and/or **IIIId**, R¹⁶ is -C₄₋₆ alkyl.

[001354] In some embodiments of Formula **IIIb** and/or **IIIId**, R¹⁶ is -C₂₋₅ alkyl.

[001355] In some embodiments of Formula **IIIb** and/or **IIIId**, R¹⁶ is -C₃₋₅ alkyl.

[001356] In some embodiments of Formula **IIIb**, R¹⁷ is -C₁₋₂ alkyl.

[001357] In some embodiments of Formula **IIIb**, R¹⁷ is -C₁₋₃ alkyl.

[001358] In some embodiments of Formula **IIIb**, R¹⁷ is -C₁₋₄ alkyl.

[001359] In some embodiments of Formula **IIIb**, R¹⁷ is -C₁₋₅ alkyl.

[001360] In some embodiments of Formula **IIIb**, R¹⁷ is -C₁₋₆ alkyl.

[001361] In some embodiments of Formula **IIIb**, R¹⁷ is -C₂₋₆ alkyl.

[001362] In some embodiments of Formula **IIIb**, R¹⁷ is -C₃₋₆ alkyl.

[001363] In some embodiments of Formula **IIIb**, R¹⁷ is -C₄₋₆ alkyl.

[001364] In some embodiments of Formula **IIIb**, R¹⁷ is -C₂₋₅ alkyl.

[001365] In some embodiments of Formula **IIIb**, R¹⁷ is -C₃₋₅ alkyl.

[001366] In some embodiments of Formula **IIIb**, R^{16} is $-\text{CH}_2\text{OH}$.

[001367] In some embodiments of Formula **IIIb**, R^{16} is $-\text{CH}_2\text{N}(\text{R}^{17b})_2$.

[001368] In some embodiments of Formula **IIIb**, R^{16} is $-\text{CH}_2\text{NH}_2$.

[001369] In some embodiments of Formula **IIIb**, R^{16} is $-\text{CH}_2\text{NHMe}$.

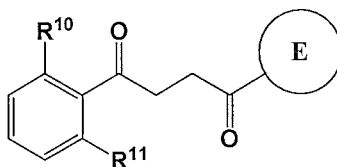
[001370] In some embodiments of Formula **IIIb**, R^{16} is $-\text{CH}_2\text{NMe}_2$.

[001371] In some embodiments of Formula **IIIb**, R^{16} is $-\text{CH}_2\text{NHEt}$.

[001372] In some embodiments of Formula **IIIb**, R^{16} is $-\text{CH}_2\text{N}(\text{Me})(\text{Et})$.

[001373] In some embodiments of Formula **IIIb**, R^{16} is $-\text{CH}_2\text{NEt}_2$.

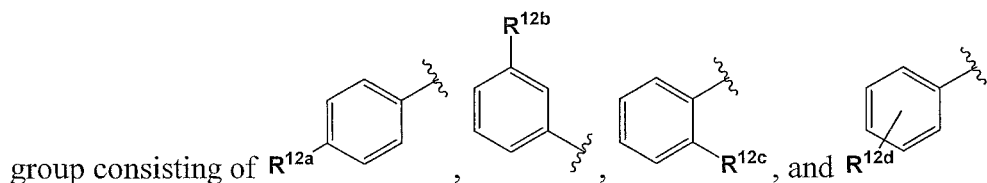
[001374] Some additional embodiments of Formula **III** include compounds of Formula (**IIIc**):



IIIc

or salts, pharmaceutically acceptable salts, or prodrugs thereof.

[001375] In some embodiments of Formula **IIIc**, Ring E is selected from the



group consisting of R^{12a} , R^{12b} , R^{12c} , and R^{12d} .

[001376] In some embodiments of Formula **IIIc**, R^{10} is selected from the group consisting of H, unsubstituted $-\text{C}_{1-6}$ alkyl, $-\text{C}_{1-3}$ haloalkyl, halide, $-\text{OR}^{13}$, CF_3 , and CN.

[001377] In some embodiments of Formula **IIIc**, R^{11} is selected from the group consisting of unsubstituted $-\text{C}_{1-6}$ alkyl, $-\text{CH}_2\text{OH}$, $-\text{CH}_2\text{N}(\text{R}^{13b})_2$, $-\text{C}_{1-3}$ haloalkyl, halide, $-\text{OR}^{13}$, CF_3 , and CN.

[001378] In some embodiments of Formula **IIIc**, R^{12a} is a substituent attached to the para position of the phenyl ring and is independently selected at each occurrence from the group consisting of unsubstituted $-\text{C}_{2-6}$ alkyl, $-\text{CH}_2\text{OH}$, $-\text{CH}_2\text{N}(\text{R}^{13b})_2$, $-\text{C}_{2-3}$ haloalkyl, Cl, I, $-\text{OEt}$, and CN.

[001379] In some embodiments of Formula **IIIc**, R^{12b} is a substituent attached to the meta position of the phenyl ring and is independently selected at each occurrence

from the group consisting of unsubstituted $-C_{2-6}$ alkyl, $-CH_2OH$, $-CH_2N(R^{13b})_2$, $-C_{1-3}$ haloalkyl, iodide, $-OR^{13a}$, and CF_3 .

[001380] In some embodiments of Formula **IIIc**, R^{12c} is a substituent attached to the ortho position of the phenyl ring and is independently selected at each occurrence from the group consisting of unsubstituted $-C_{2-6}$ alkyl, $-CH_2OH$, $-CH_2N(R^{13b})_2$, $-C_{1-3}$ haloalkyl, F, I, $-OR^{13a}$, CF_3 , and CN.

[001381] In some embodiments of Formula **IIIc**, R^{12d} is 2-5 substituents, each attached to Ring E and are independently selected at each occurrence from the group consisting of unsubstituted $-C_{1-6}$ alkyl, $-CH_2OH$, $-CH_2N(R^{13b})_2$, $-C_{1-3}$ haloalkyl, F, Br, I, $-OR^{13}$, CF_3 , and CN.

[001382] In some embodiments of Formula **IIIc**, each R^{13} is independently selected from the group consisting of unsubstituted $-C_{1-6}$ alkyl, $-C_{1-3}$ haloalkyl, and CF_3 .

[001383] In some embodiments of Formula **IIIc**, each R^{13a} is independently selected from the group consisting of unsubstituted $-C_{2-6}$ alkyl, $-C_{1-3}$ haloalkyl, and CF_3 .

[001384] In some embodiments of Formula **IIIc**, each R^{13b} is independently selected from the group consisting of H and unsubstituted $-C_{1-3}$ alkyl.

[001385] In some embodiments of Formula **IIIc**, q is an integer of 1 to 5.

[001386] In some embodiments of Formula **IIIc**, R^{12a} , R^{12b} , R^{12c} , R^{12d} and/or R^{13a} is $-C_{2-6}$ alkyl.

[001387] In some embodiments of Formula **IIIc**, R^{12a} , R^{12b} , R^{12c} , R^{12d} and/or R^{13a} is $-C_{2-5}$ alkyl.

[001388] In some embodiments of Formula **IIIc**, R^{12a} , R^{12b} , R^{12c} , R^{12d} and/or R^{13a} is $-C_{2-4}$ alkyl.

[001389] In some embodiments of Formula **IIIc**, R^{12a} , R^{12b} , R^{12c} , R^{12d} and/or R^{13a} is $-C_{3-6}$ alkyl.

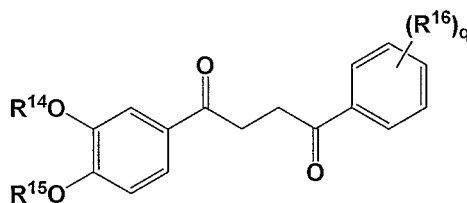
[001390] In some embodiments of Formula **IIIc**, R^{12a} , R^{12b} , R^{12c} , R^{12d} and/or R^{13a} is $-C_{4-6}$ alkyl.

[001391] In some embodiments of Formula **IIIc**, R^{12d} and/or R^{13a} is Me.

[001392] In some embodiments of Formula **IIIc**, R^{12b} , R^{12c} , R^{12d} and/or R^{13a} is CF_3 .

[001393] In some embodiments of Formula **IIIc**, R^{12c} and/or R^{12d} is F.

- [001394] In some embodiments of Formula **IIIc**, R^{12a} is Cl.
- [001395] In some embodiments of Formula **IIIc**, R^{12a}, R^{12c}, and/or R^{12d} is CN.
- [001396] In some embodiments of Formula **IIIc**, R^{12a}, R^{12b}, R^{12c}, and/or R^{12d} is -CH₂OH.
- [001397] In some embodiments of Formula **IIIc**, R^{12a}, R^{12b}, R^{12c}, and/or R^{12d} is -CH₂N(R^{13b})₂.
- [001398] In some embodiments of Formula **IIIc**, R^{12a}, R^{12b}, R^{12c}, and/or R^{12d} is -CH₂NH₂.
- [001399] In some embodiments of Formula **IIIc**, R^{12a}, R^{12b}, R^{12c}, and/or R^{12d} is -CH₂NHMe.
- [001400] In some embodiments of Formula **IIIc**, R^{12a}, R^{12b}, R^{12c}, and/or R^{12d} is -CH₂NMe₂.
- [001401] In some embodiments of Formula **IIIc**, R^{12a}, R^{12b}, R^{12c}, and/or R^{12d} is -CH₂NHEt.
- [001402] In some embodiments of Formula **IIIc**, R^{12a}, R^{12b}, R^{12c}, and/or R^{12d} is -CH₂N(Me)(Et).
- [001403] In some embodiments of Formula **IIIa** and/or **IIIc**, R¹¹ is -CH₂NEt₂.
- [001404] Some additional embodiments of Formula **III** include compounds of Formula (**III**d):



III d

or salts, pharmaceutically acceptable salts, or prodrugs thereof.

- [001405] In some embodiments of Formula **III d**, R¹⁴ is selected from the group consisting of unsubstituted -C₁₋₆ alkyl, -C₁₋₃ haloalkyl, and CF₃.
- [001406] In some embodiments of Formula **III d**, R¹⁵ is selected from the group consisting of unsubstituted -C₁₋₆ alkyl, -C₁₋₃ haloalkyl, and CF₃.
- [001407] In some embodiments of Formula **III d**, each R¹⁶ is a substituent attached to the phenyl ring and is independently selected at each occurrence from the

group consisting of unsubstituted $-C_{1-6}$ alkyl, $-CH_2OH$, $-CH_2N(R^{17b})_2$, $-C_{1-3}$ haloalkyl, halide, $-OR^{17a}$, CF_3 , and CN .

[001408] In some embodiments of Formula **IIIId**, each R^{17a} is independently selected from the group consisting of unsubstituted $-C_{3-6}$ alkyl, $-C_{1-3}$ haloalkyl, and CF_3 .

[001409] In some embodiments of Formula **IIIId**, each R^{17b} is independently selected from the group consisting of H and unsubstituted $-C_{1-3}$ alkyl.

[001410] In some embodiments of Formula **IIIId**, q is an integer of 1 to 5.

[001411] In some embodiments of Formula **IIIId**, R^{17} is $-C_{3-6}$ alkyl.

[001412] In some embodiments of Formula **IIIId**, R^{17} is $-C_{4-6}$ alkyl.

[001413] In some embodiments of Formula **IIIId**, R^{17} is $-C_{3-5}$ alkyl.

[001414] In some embodiments of Formula **IIIId**, R^{16} is $-CH_2OH$.

[001415] In some embodiments of Formula **IIIId**, R^{16} is $-CH_2N(R^{17b})_2$.

[001416] In some embodiments of Formula **IIIId**, R^{16} is $-CH_2NH_2$.

[001417] In some embodiments of Formula **IIIId**, R^{16} is $-CH_2NHMe$.

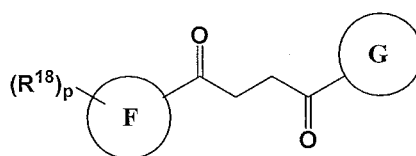
[001418] In some embodiments of Formula **IIIId**, R^{16} is $-CH_2NMe_2$.

[001419] In some embodiments of Formula **IIIId**, R^{16} is $-CH_2NHET$.

[001420] In some embodiments of Formula **IIIId**, R^{16} is $-CH_2N(Me)(Et)$.

[001421] In some embodiments of Formula **IIIId**, R^{16} is $-CH_2NEt_2$.

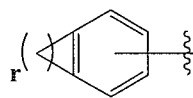
[001422] Some embodiments of the present disclosure include compounds of Formula **(IV)**:



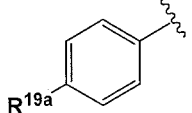
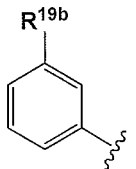
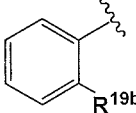
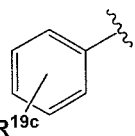
IV

or salts, pharmaceutically acceptable salts, or prodrugs thereof.

[001423] In some embodiments of Formula **IV**, Ring Ring F is



[001424] In some embodiments of Formula IV, Ring G is selected from the

group consisting of , , , , and a 5-6 membered heteroarylR^{19d}, wherein a carbon atom on the ring is attached to the carbonyl carbon.

[001425] In some embodiments of Formula IV, each R¹⁸ is a substituent attached to Ring F and is independently selected at each occurrence from the group consisting of H, -C₁₋₃ haloalkyl, halide, -OR²⁰, CF₃, and CN.

[001426] In some embodiments of Formula IV, R^{19a} is a substituent attached to the para position of phenyl and is selected from the group consisting of H, unsubstituted -C₂₋₆ alkyl, -CH₂OH, -CH₂N(R²¹)₂, -C₁₋₃ haloalkyl, F, Br, I, -OR²⁰, CF₃, and CN.

[001427] In some embodiments of Formula IV, R^{19b} is a substituent attached to the meta or ortho position of phenyl and is selected from the group consisting of H, unsubstituted -C₂₋₆ alkyl, -CH₂OH, -CH₂N(R²¹)₂, -C₁₋₃ haloalkyl, halide, -OR²⁰, CF₃, and CN.

[001428] In some embodiments of Formula IV, R^{19c} is 2-5 substituents, each attached to the phenyl and are independently selected at each occurrence from the group consisting of H, -CH₂OH, -CH₂N(R²¹)₂, -C₁₋₃ haloalkyl, halide, -OR²⁰, CF₃, and CN.

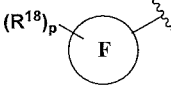
[001429] In some embodiments of Formula IV, R^{19d} is 1-4 substituents, each attached to the heteroaryl ring and is independently selected at each occurrence from the group consisting of H, -CH₂OH, -CH₂N(R²¹)₂, -C₁₋₃ haloalkyl, halide, -OR²⁰, CF₃, and CN.

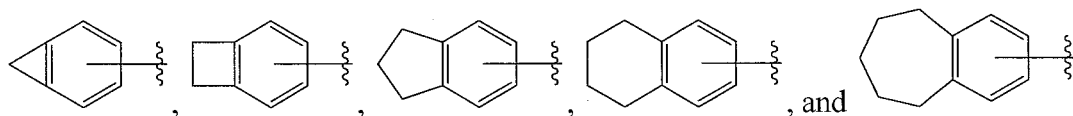
[001430] In some embodiments of Formula IV, each R²⁰ is independently selected from the group consisting of H, unsubstituted -C₃₋₆ alkyl, -C₁₋₃ haloalkyl, and CF₃.

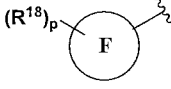
[001431] In some embodiments of Formula IV, each R²¹ is independently selected from the group consisting of H and unsubstituted -C₁₋₃ alkyl.

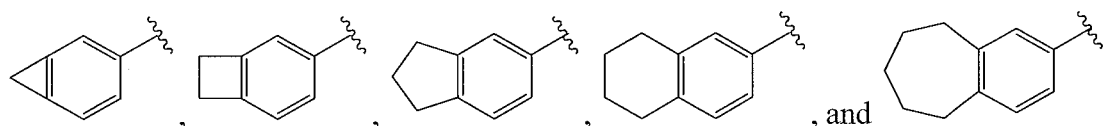
[001432] In some embodiments of Formula IV, p is an integer of 1 to 13.

[001433] In some embodiments of Formula IV, r is an integer of 1 to 5.

[001434] In some embodiments of Formula IV,  is selected from the group consisting of:



[001435] In some embodiments of Formula IV,  is selected from the group consisting of:



[001436] In some embodiments of Formula IV, R^{19b} , R^{19c} , and/or R^{19d} is selected from the group consisting of H, F, Cl, Me, OMe, CF_3 , and CN.

[001437] In some embodiments of Formula IV, R^{19a} , R^{19b} , R^{19c} , and/or R^{19d} is H.

[001438] In some embodiments of Formula IV, R^{19b} , R^{19c} , and/or R^{19d} is a halide.

[001439] In some embodiments of Formula IV, R^{19a} , R^{19b} , R^{19c} , and/or R^{19d} is F.

[001440] In some embodiments of Formula IV, R^{19b} , R^{19c} , and/or R^{19d} is Cl.

[001441] In some embodiments of Formula IV, R^{19a} , R^{19b} , R^{19c} , and/or R^{19d} is Me.

[001442] In some embodiments of Formula IV, R^{19a} , R^{19b} , R^{19c} , and/or R^{19d} is OH.

[001443] In some embodiments of Formula IV, R^{19a} , R^{19b} , R^{19c} , and/or R^{19d} is OMe.

[001444] In some embodiments of Formula IV, R^{19a} , R^{19b} , R^{19c} , and/or R^{19d} is CF_3 .

[001445] In some embodiments of Formula IV, R^{19a} , R^{19b} , R^{19c} , and/or R^{19d} is CN.

[001446] In some embodiments of Formula IV, R^{19d} is 2 substituents and both are F.

[001447] In some embodiments of Formula **IV**, R^{19d} is 2 substituents and both are Me.

[001448] In some embodiments of Formula **IV**, R^{19d} is 2 substituents and both are CF₃.

[001449] In some embodiments of Formula **IV**, R^{19d} is 2 substituents and both are OMe.

[001450] In some embodiments of Formula **IV**, R^{19d} is 2 substituents and are F and Me.

[001451] In some embodiments of Formula **IV**, R^{19d} is 2 substituents and are F and CF₃.

[001452] In some embodiments of Formula **IV**, R^{19d} is 2 substituents and are F and OMe.

[001453] In some embodiments of Formula **IV**, R^{19d} is 2 substituents and both are CN.

[001454] In some embodiments of Formula **IV**, R^{19d} is 2 substituents and are F and CN.

[001455] In some embodiments of Formula **IV**, R^{19d} is 2 substituents and are F and Cl.

[001456] In some embodiments of Formula **IV**, R^{19a}, R^{19b}, R^{19c}, and/or R^{19d} is - C₁₋₂ alkyl.

[001457] In some embodiments of Formula **IV**, R^{19a}, R^{19b}, R^{19c}, and/or R^{19d} is - C₁₋₃ alkyl.

[001458] In some embodiments of Formula **IV**, R^{19a}, R^{19b}, R^{19c}, and/or R^{19d} is - C₁₋₄ alkyl.

[001459] In some embodiments of Formula **IV**, R^{19a}, R^{19b}, R^{19c}, and/or R^{19d} is - C₁₋₅ alkyl.

[001460] In some embodiments of Formula **IV**, R^{19a}, R^{19b}, R^{19c}, and/or R^{19d} is - C₁₋₆ alkyl.

[001461] In some embodiments of Formula **IV**, R^{19a}, R^{19b}, R^{19c}, and/or R^{19d} is - C₂₋₆ alkyl.

[001462] In some embodiments of Formula IV, R^{19a} , R^{19b} , R^{19c} , and/or R^{19d} is – C_{3-6} alkyl.

[001463] In some embodiments of Formula IV, R^{19a} , R^{19b} , R^{19c} , and/or R^{19d} is – C_{4-6} alkyl.

[001464] In some embodiments of Formula IV, R^{19a} , R^{19b} , R^{19c} , and/or R^{19d} is – C_{2-5} alkyl.

[001465] In some embodiments of Formula IV, R^{19a} , R^{19b} , R^{19c} , and/or R^{19d} is – C_{3-5} alkyl.

[001466] In some embodiments of Formula IV, R^{19a} , R^{19b} , R^{19c} , and/or R^{19d} is – CH_2OH .

[001467] In some embodiments of Formula IV, R^{19a} , R^{19b} , R^{19c} , and/or R^{19d} is – $CH_2N(R^{13b})_2$.

[001468] In some embodiments of Formula IV, R^{19a} , R^{19b} , R^{19c} , and/or R^{19d} is – CH_2NH_2 .

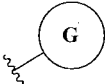
[001469] In some embodiments of Formula IV, R^{19a} , R^{19b} , R^{19c} , and/or R^{19d} is – CH_2NHMe .

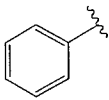
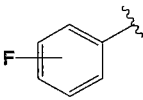
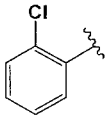
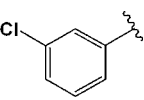
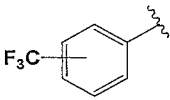
[001470] In some embodiments of Formula IV, R^{19a} , R^{19b} , R^{19c} , and/or R^{19d} is – CH_2NMe_2 .

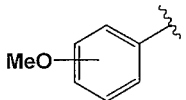
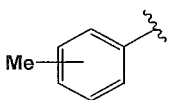
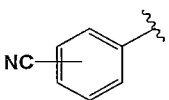
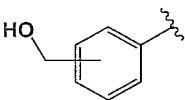
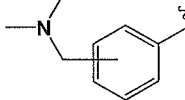
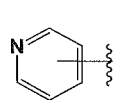
[001471] In some embodiments of Formula IV, R^{19a} , R^{19b} , R^{19c} , and/or R^{19d} is – CH_2NHET .

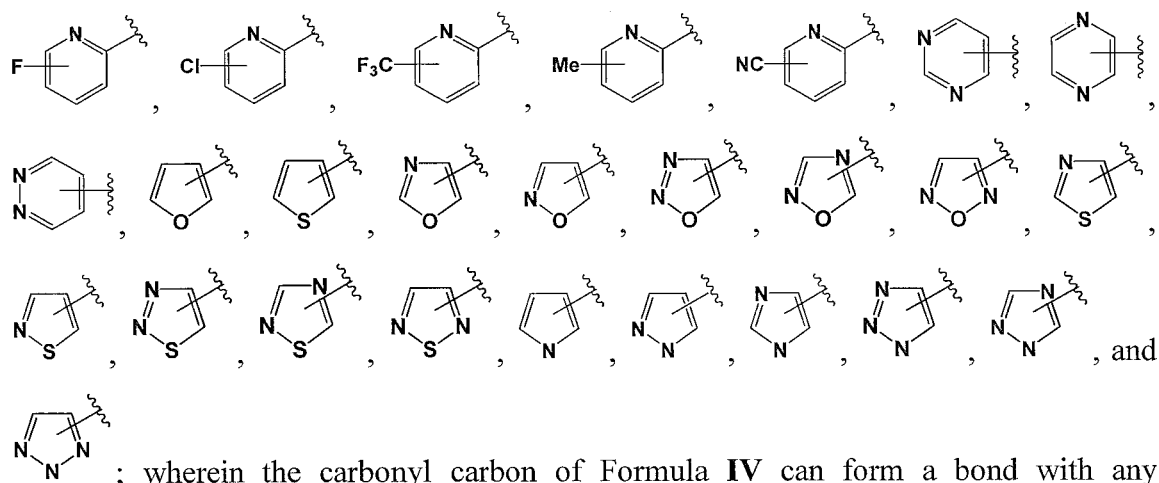
[001472] In some embodiments of Formula IV, R^{19a} , R^{19b} , R^{19c} , and/or R^{19d} is – $CH_2N(Me)(Et)$.

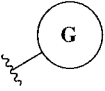
[001473] In some embodiments of Formula IV, R^{19a} , R^{19b} , R^{19c} , and/or R^{19d} is – CH_2NEt_2 .

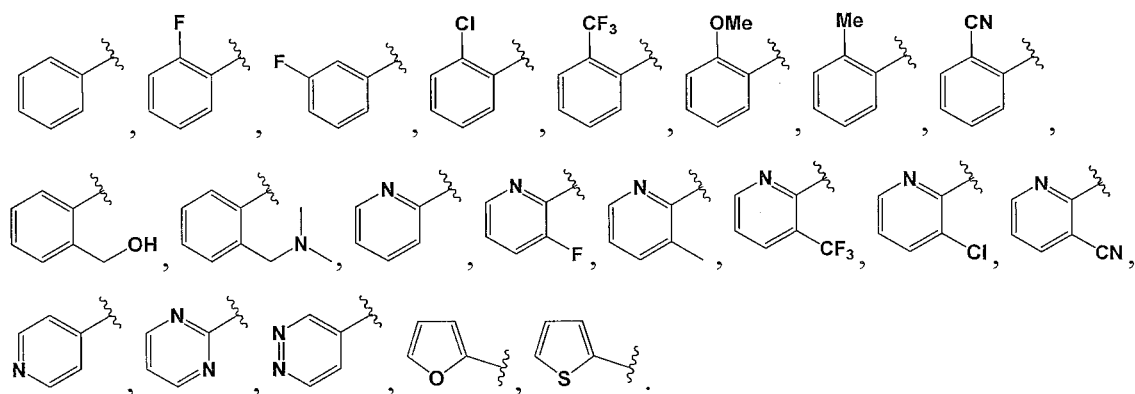
[001474] In some embodiments of Formula IV,  is selected from the group consisting of:

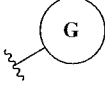
 ,  ,  ,  ,  ,

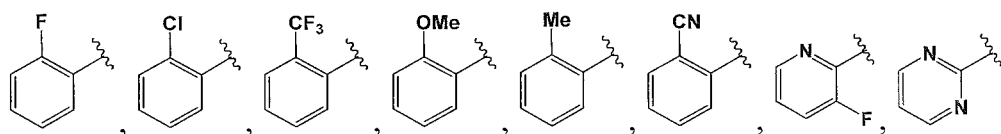
 ,  ,  ,  ,  ,  ,



[001475] In some embodiments of Formula IV,  is selected from the group consisting of:



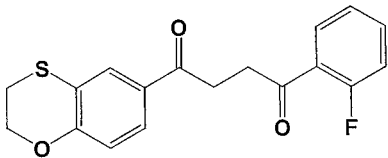
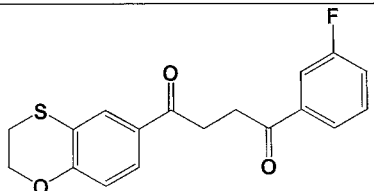
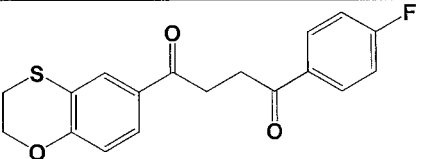
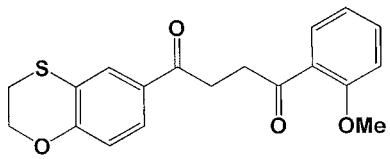
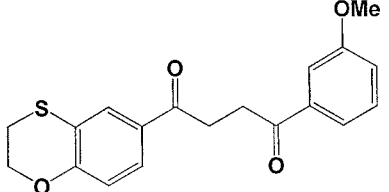
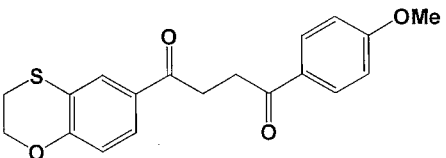
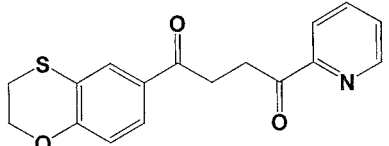
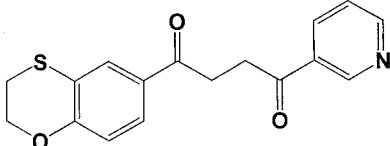
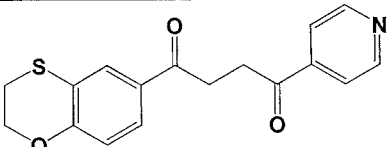
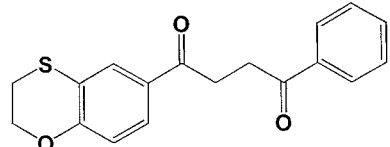
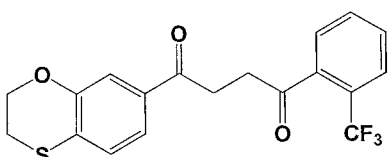
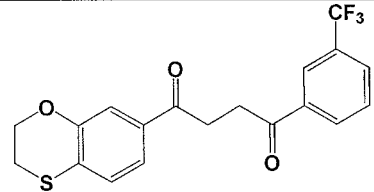
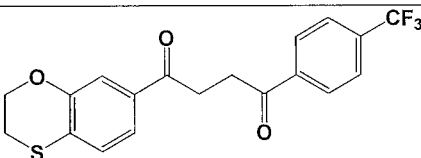
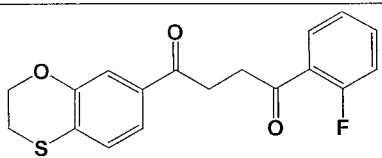
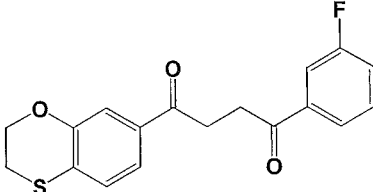
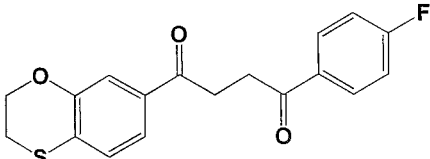
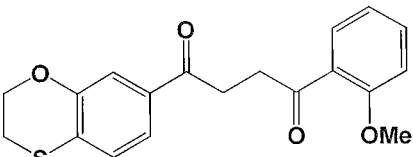
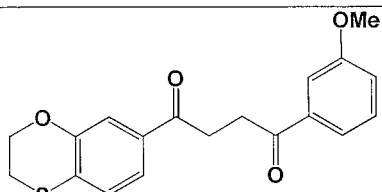
[001476] In some embodiments of Formula IV,  is selected from the group consisting of:

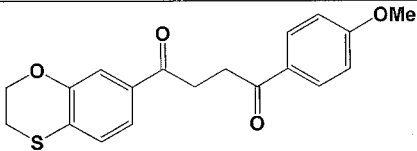
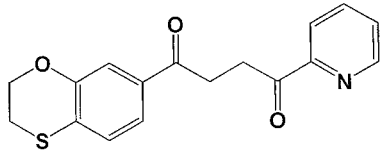
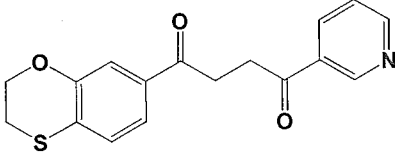
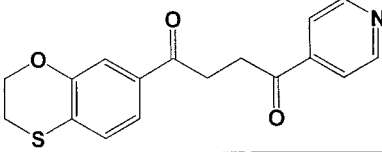
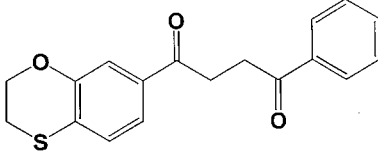
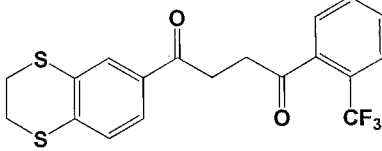
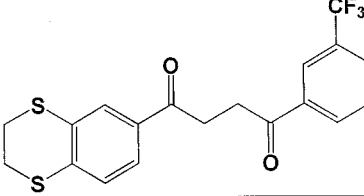
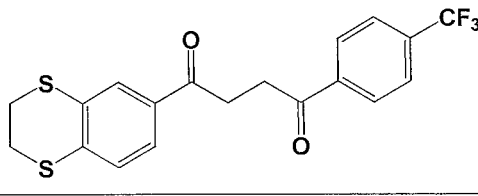
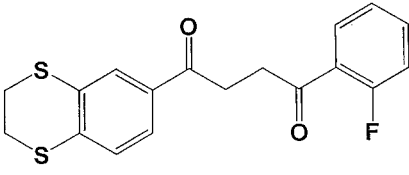
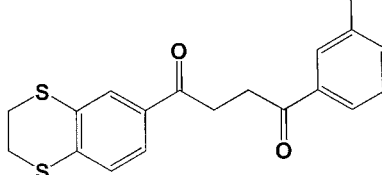
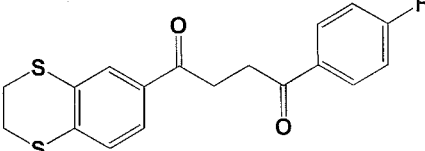
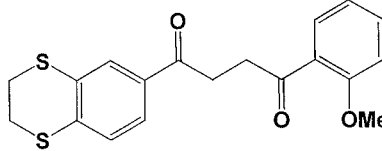
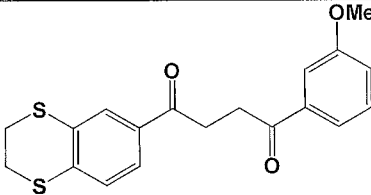
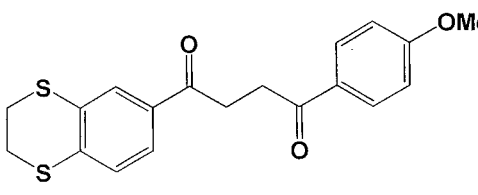
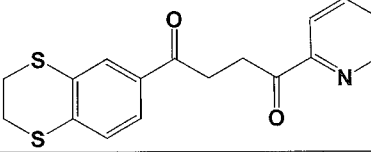
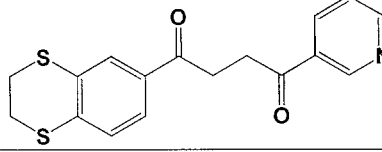
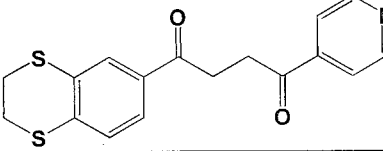
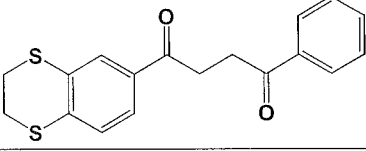


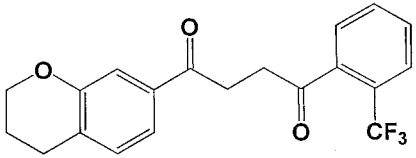
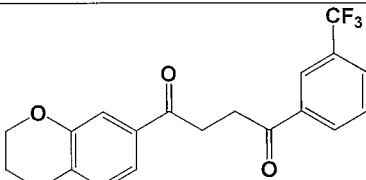
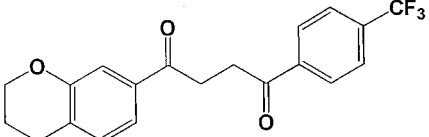
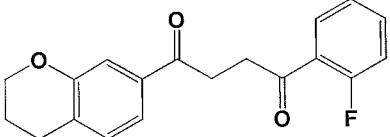
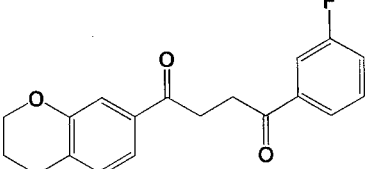
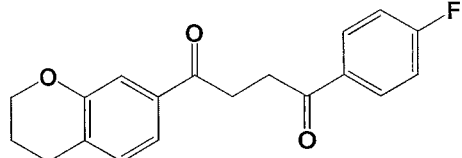
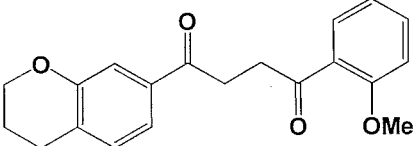
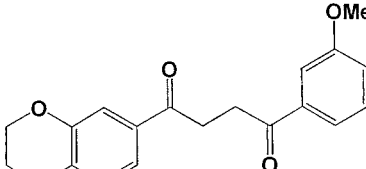
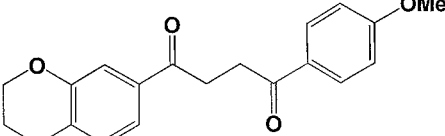
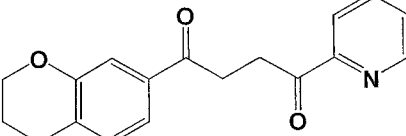
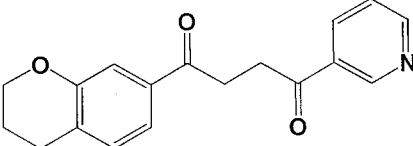
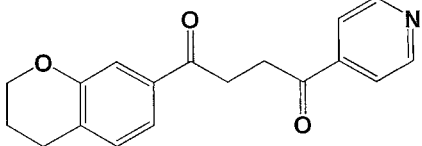
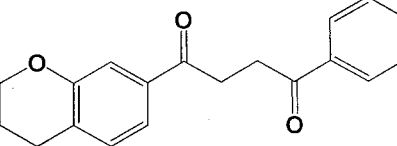
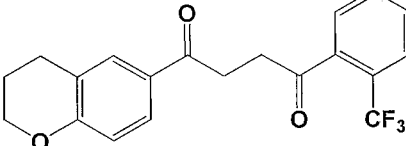
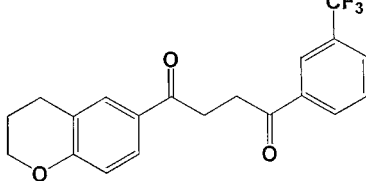
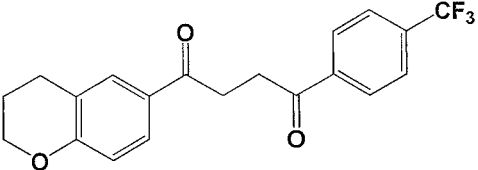
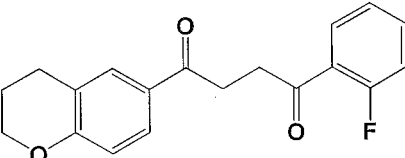
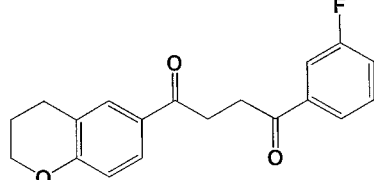
[001477] Illustrative compounds of Formulas I, Ia, Ib, Ic, Id, Ie, If, Ig, Ih, Ii, II, IIa, IIb, IIc, IId, IId, IIe, IIIf, III, IIIa, IIIb, IIIc, IIId, and IV are shown in Table 1.

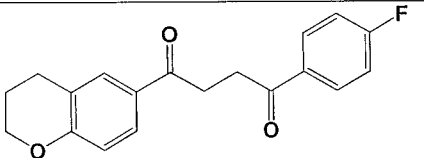
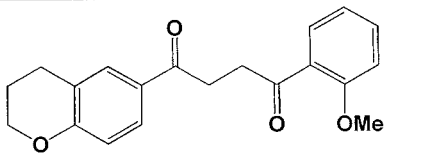
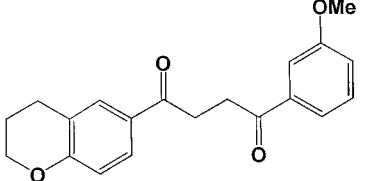
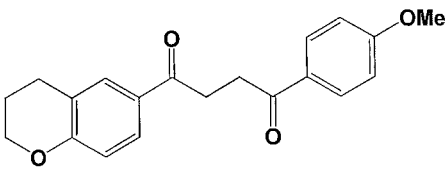
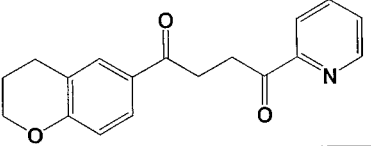
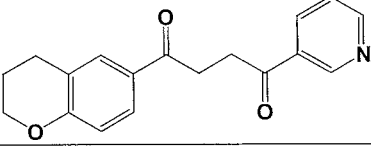
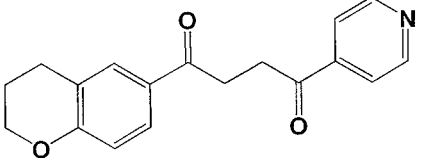
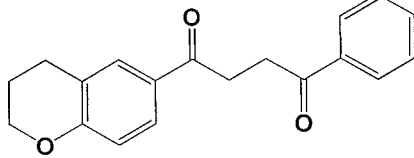
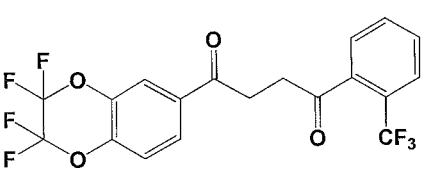
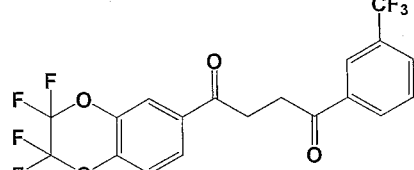
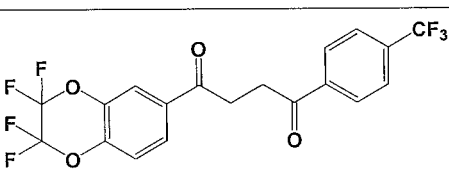
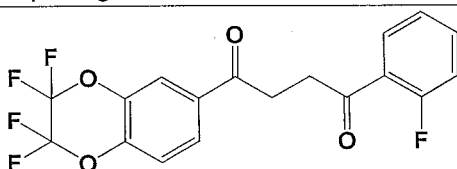
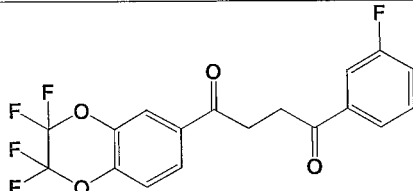
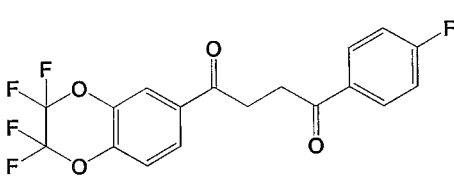
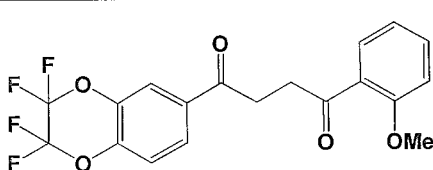
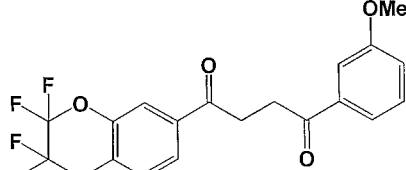
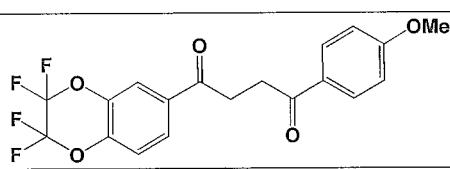
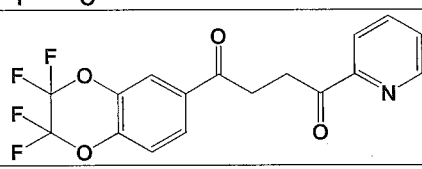
Table 1.

1		2	
3		4	
5		6	
7		8	
9		10	
11		12	
13		14	
15		16	
17		18	

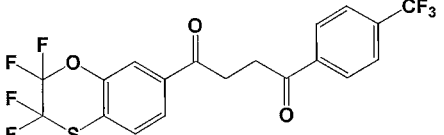
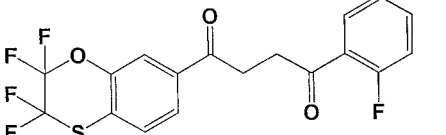
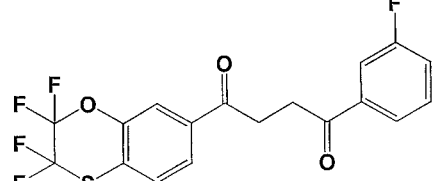
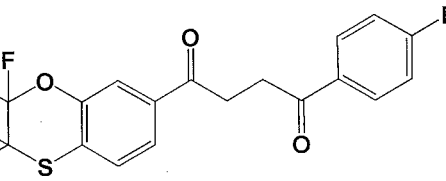
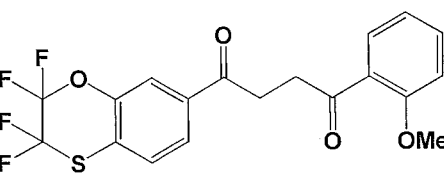
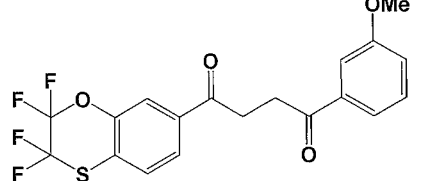
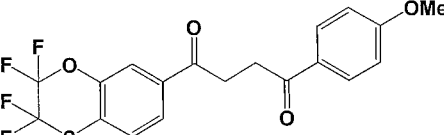
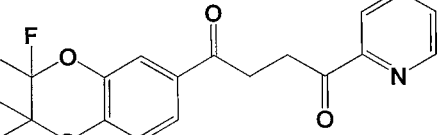
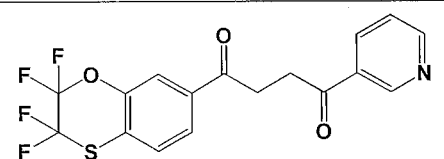
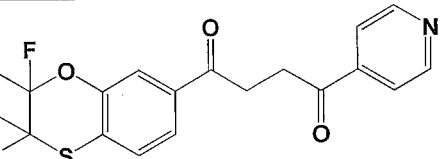
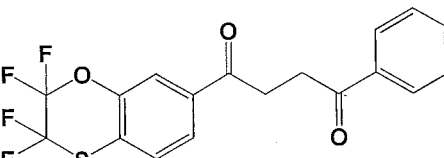
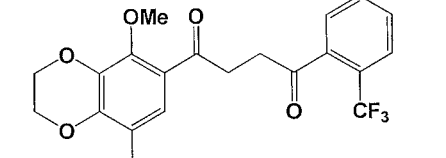
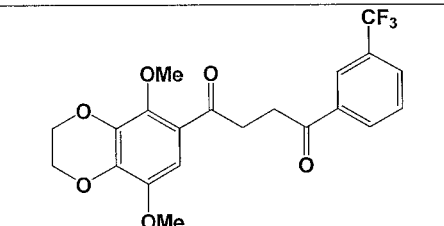
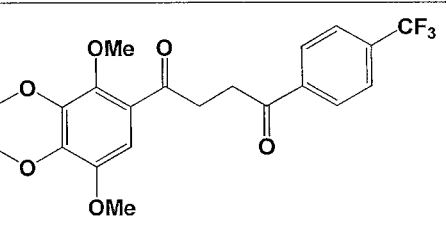
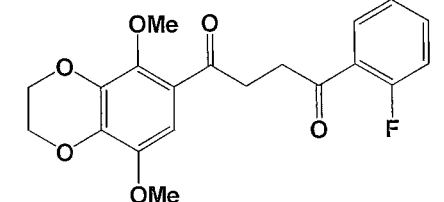
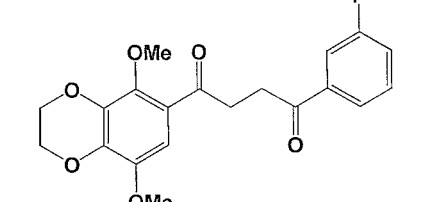
19		20	
21		22	
23		24	
25		26	
27		28	
29		30	
31		32	
33		34	
35		36	

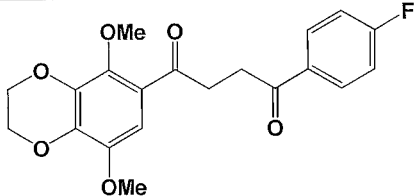
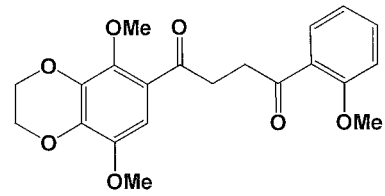
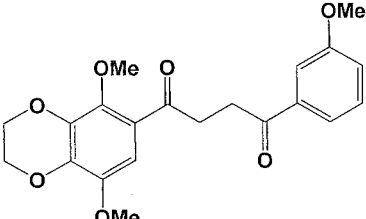
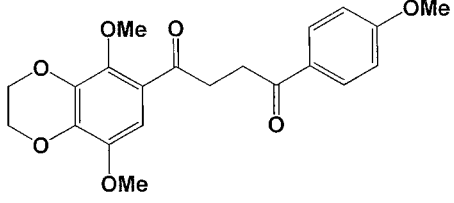
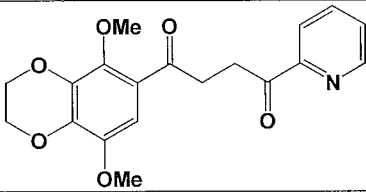
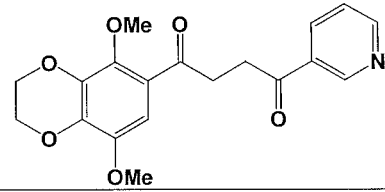
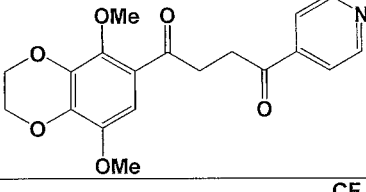
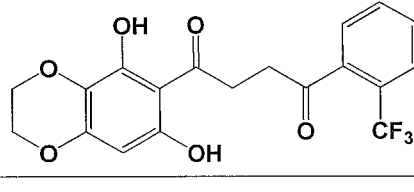
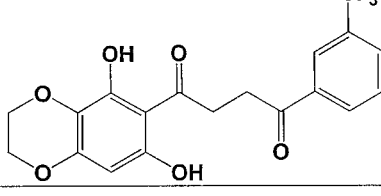
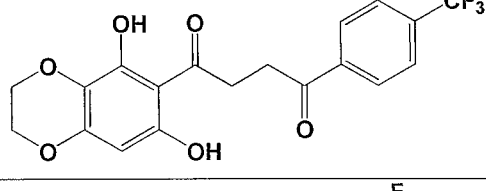
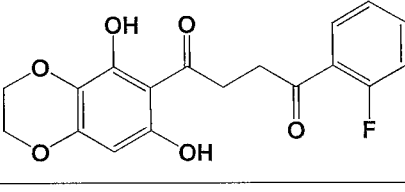
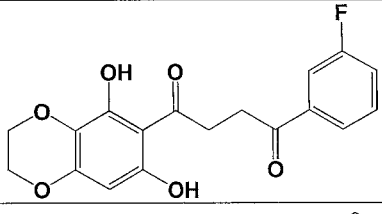
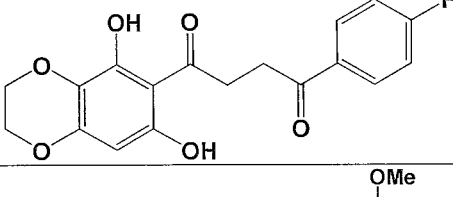
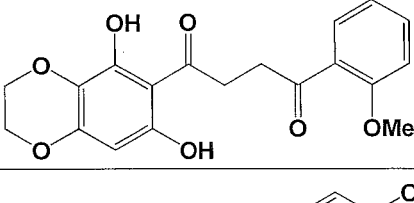
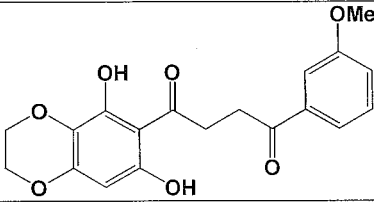
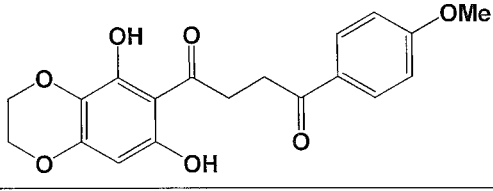
37		38	
39		40	
41		42	
43		44	
45		46	
47		48	
49		50	
51		52	
53		54	

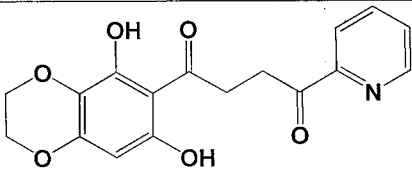
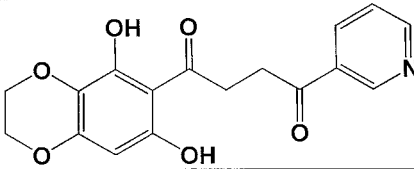
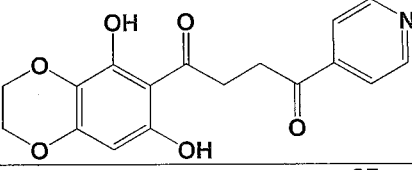
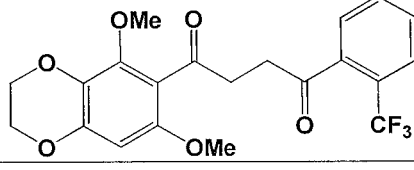
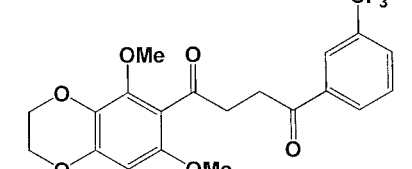
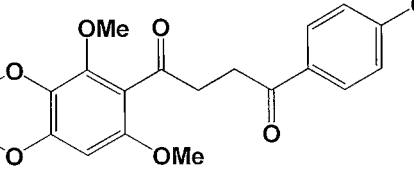
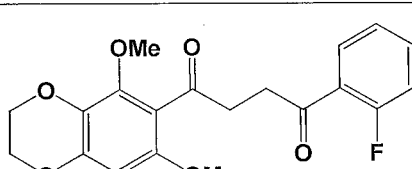
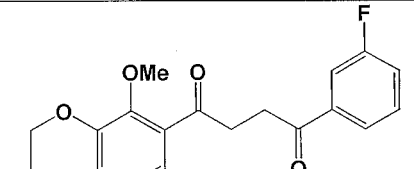
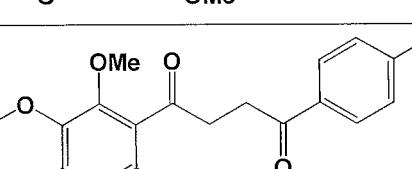
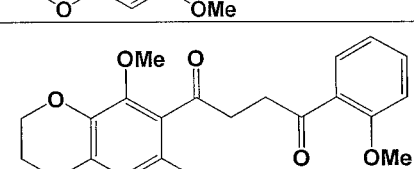
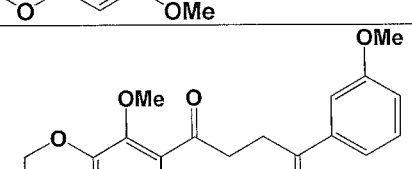
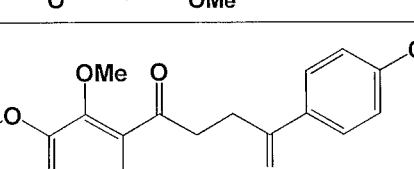
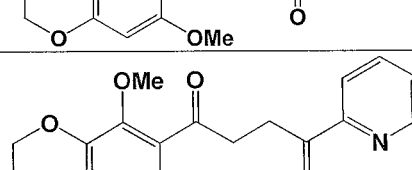
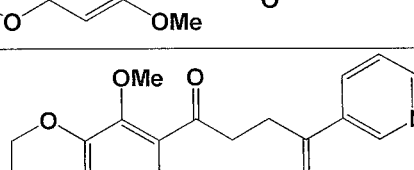
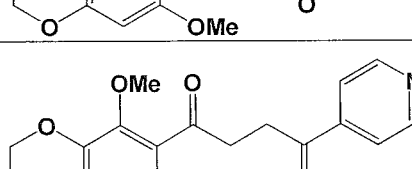
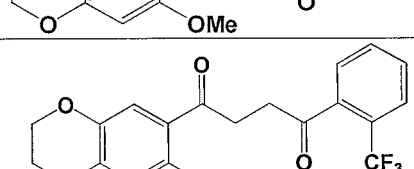
55		56	
57		58	
59		60	
61		62	
63		64	
65		66	
67		68	
69		70	
71		72	

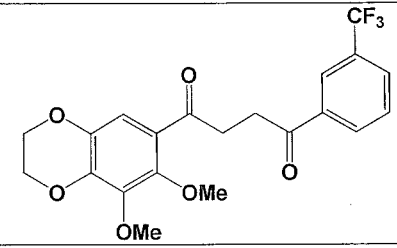
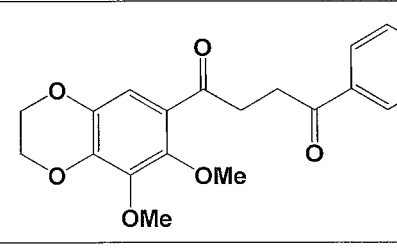
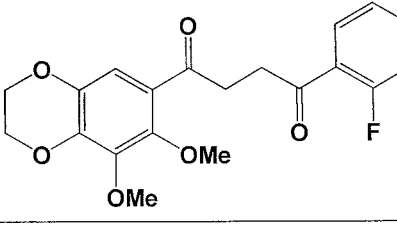
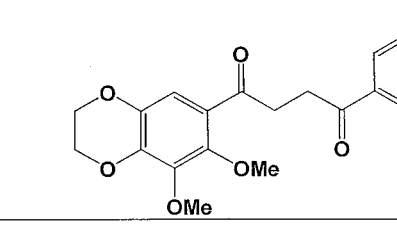
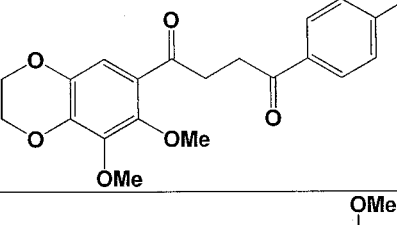
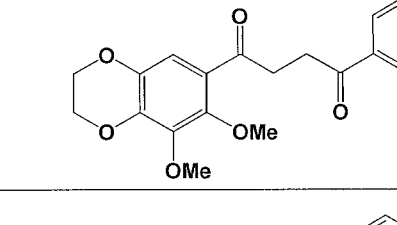
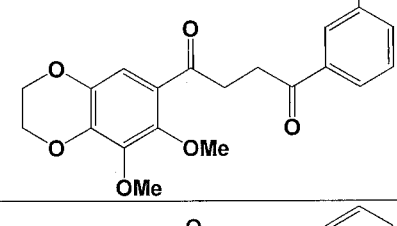
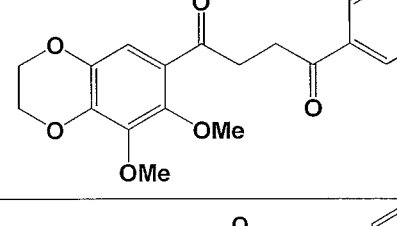
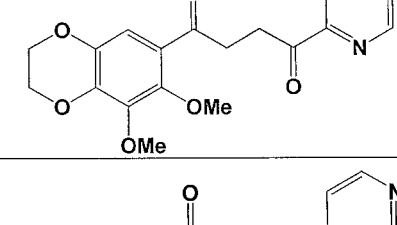
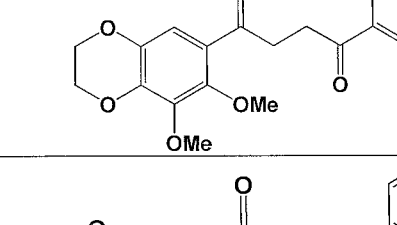
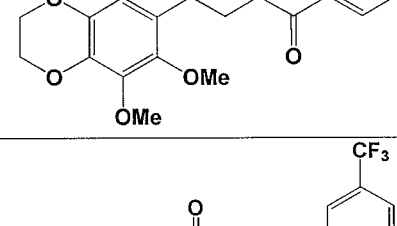
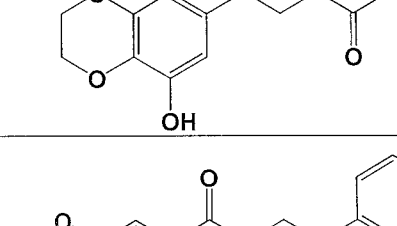
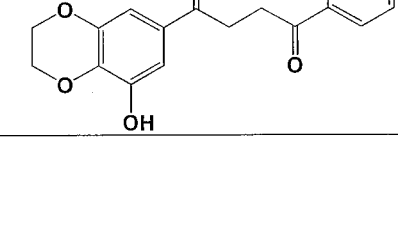
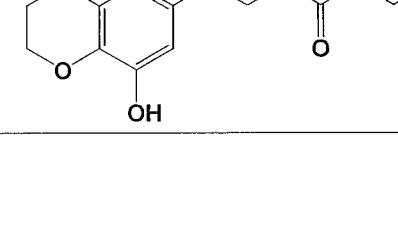
73		74	
75		76	
77		78	
79		80	
81		82	
83		84	
85		86	
87		88	
89		90	

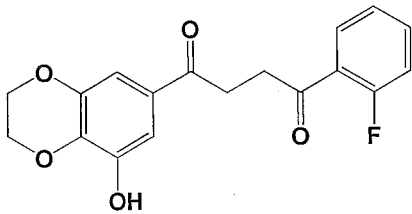
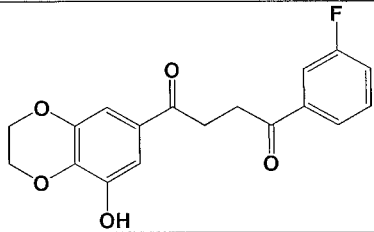
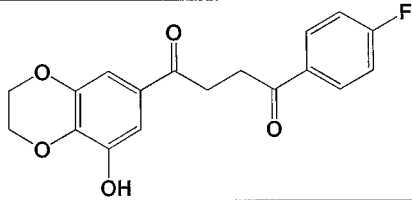
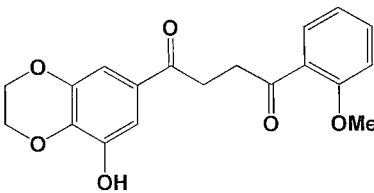
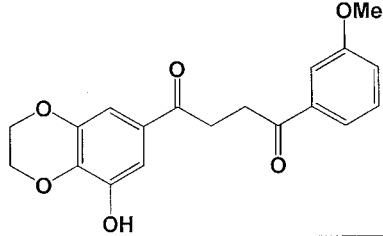
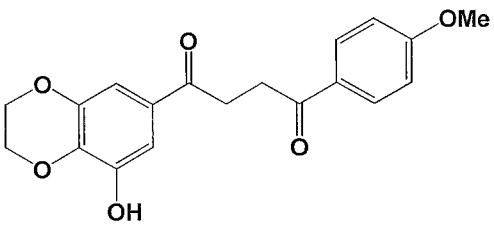
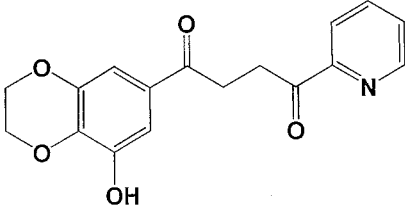
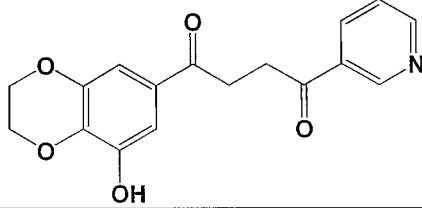
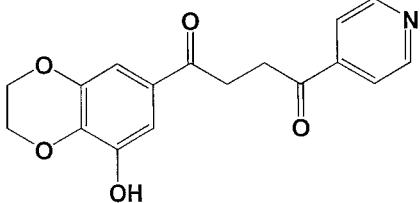
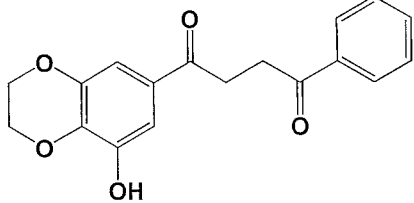
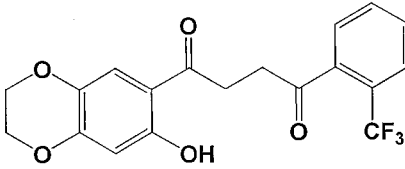
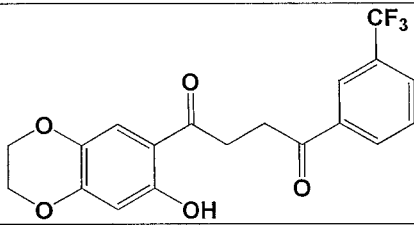
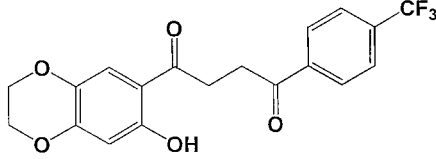
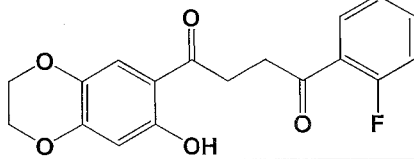
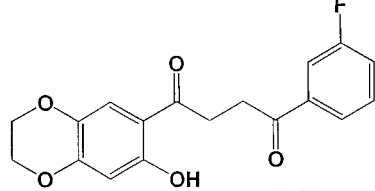
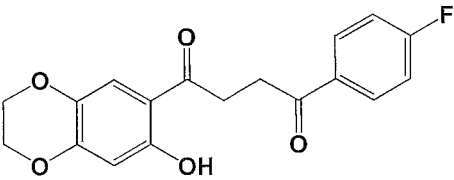
91		92	
93		94	
95		96	
97		98	
99		100	
101		102	
103		104	
105		106	
107		108	

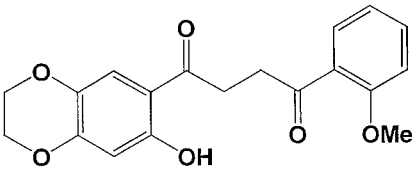
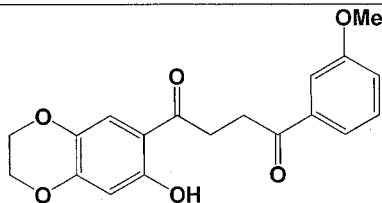
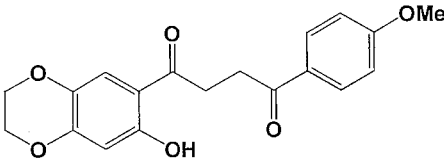
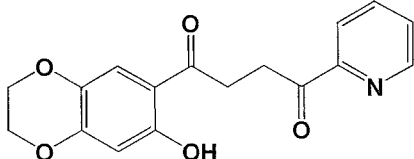
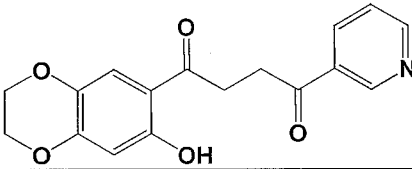
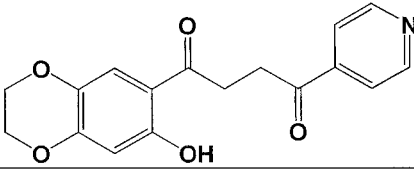
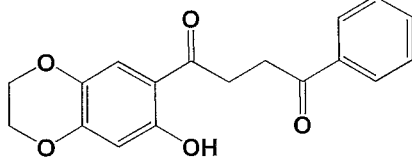
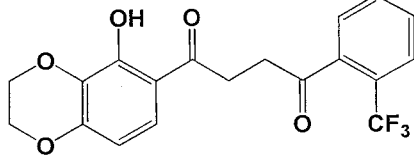
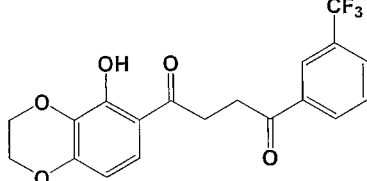
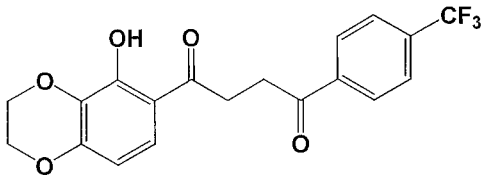
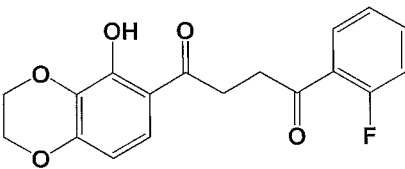
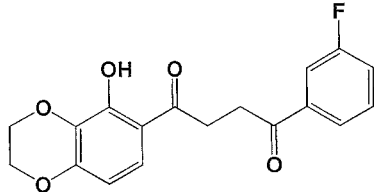
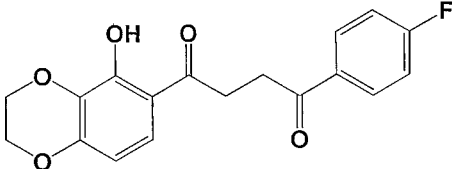
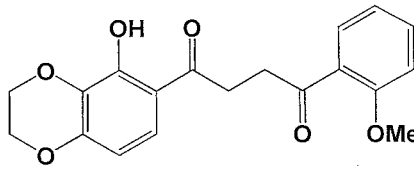
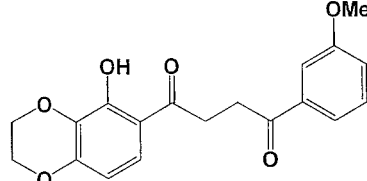
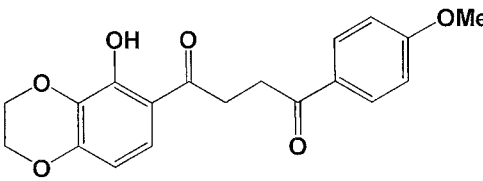
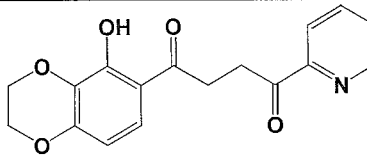
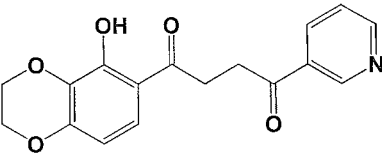
109		110	
111		112	
113		114	
115		116	
117		118	
119		120	
121		122	
123		124	

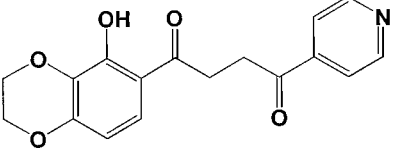
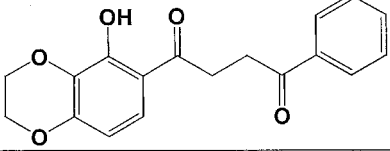
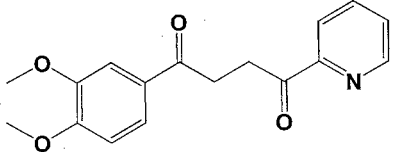
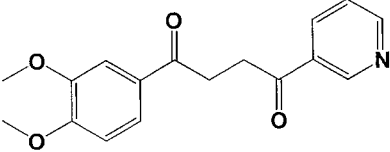
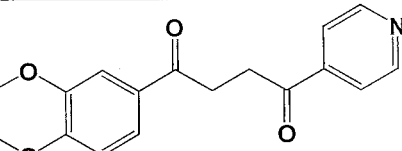
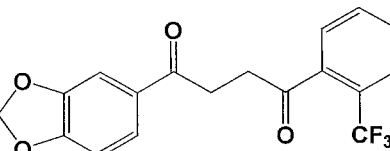
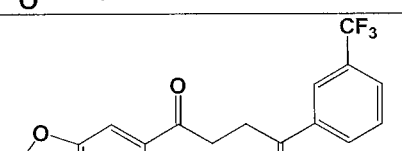
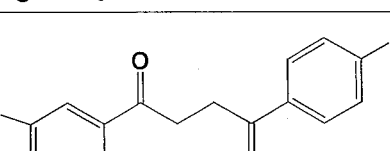
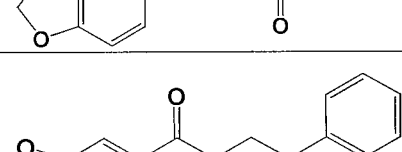
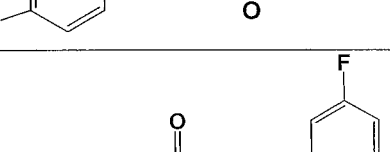
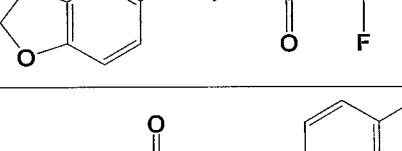
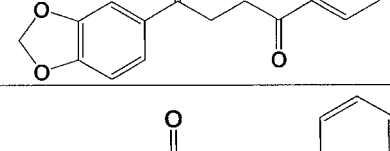
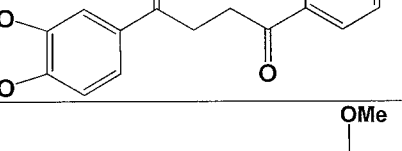
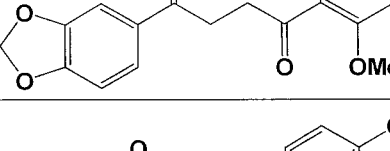
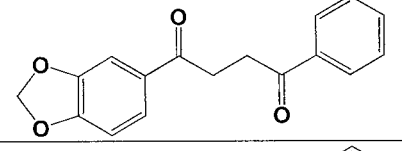
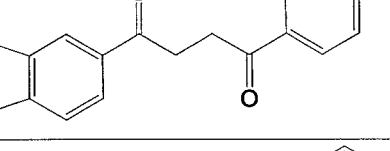
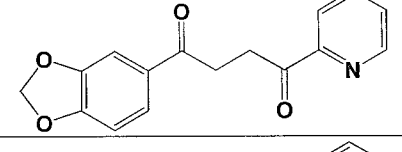
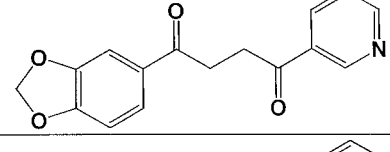
125		126	
127		128	
129		130	
131		132	
133		134	
135		136	
137		138	
139		140	

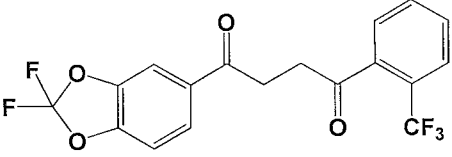
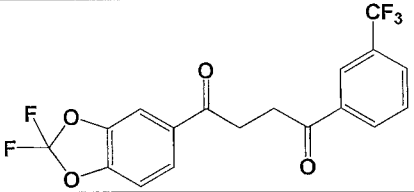
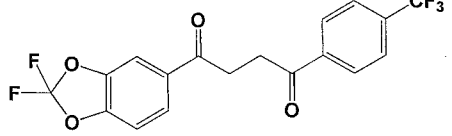
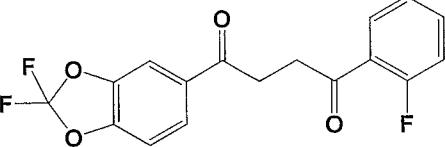
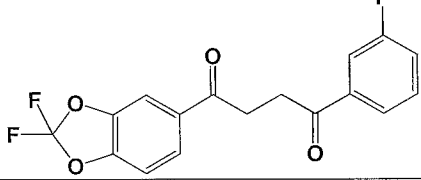
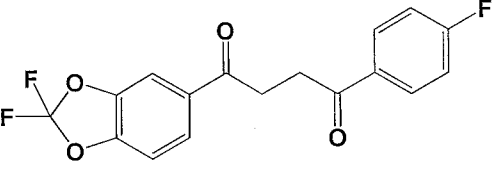
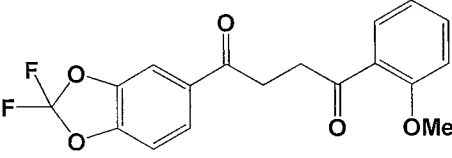
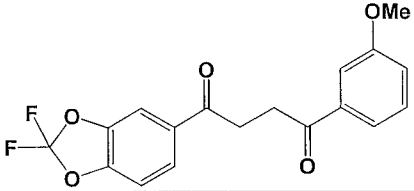
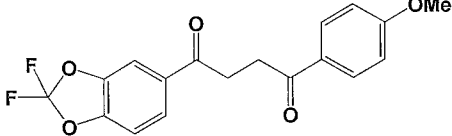
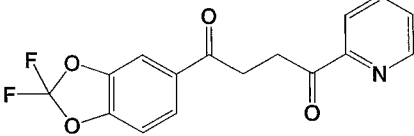
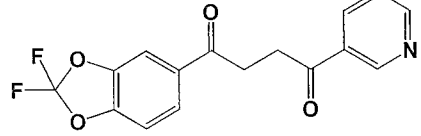
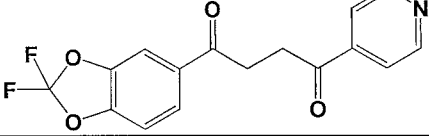
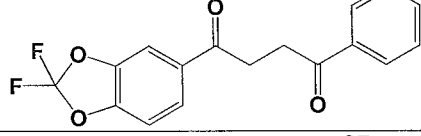
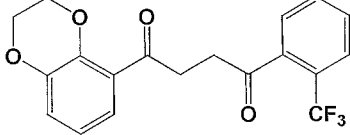
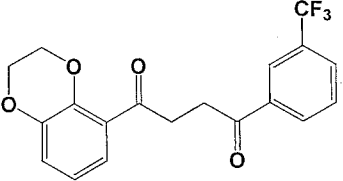
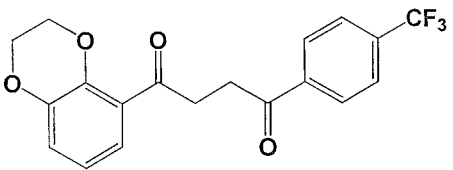
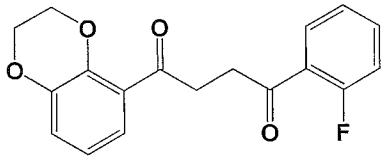
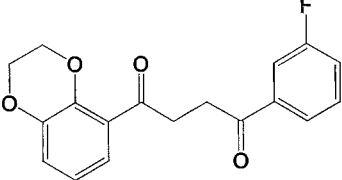
141		142	
143		144	
145		146	
147		148	
149		150	
151		152	
153		154	
155		156	

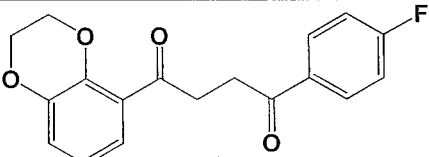
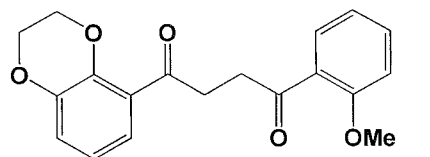
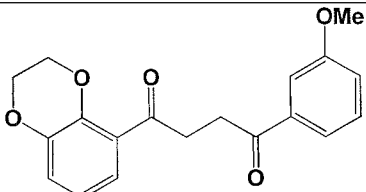
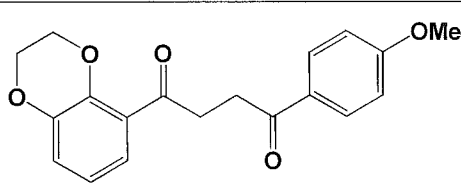
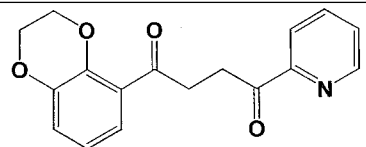
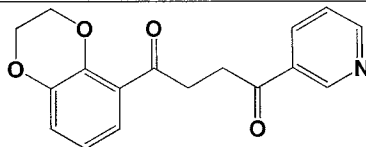
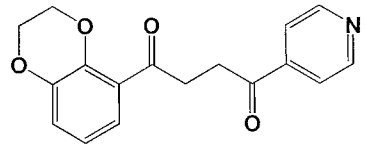
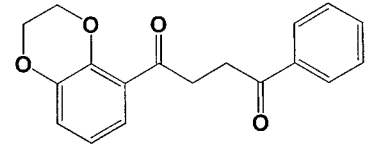
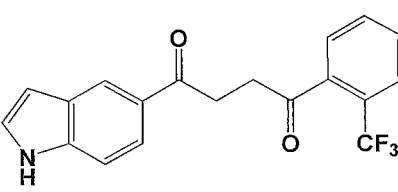
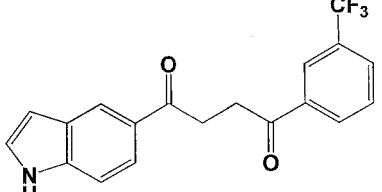
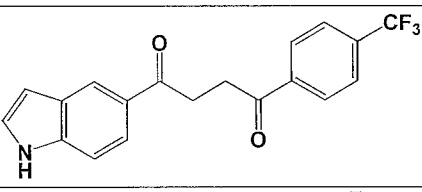
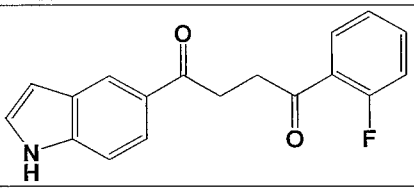
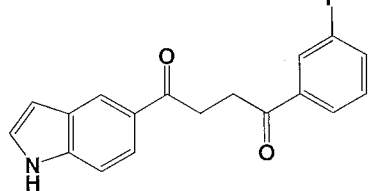
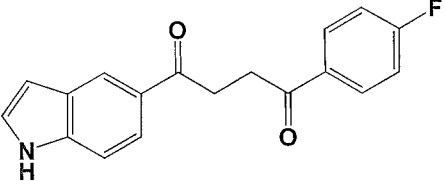
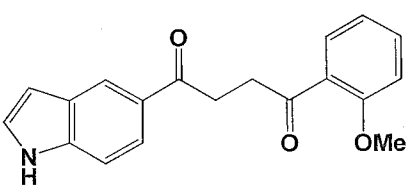
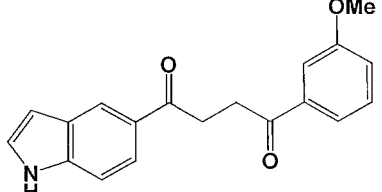
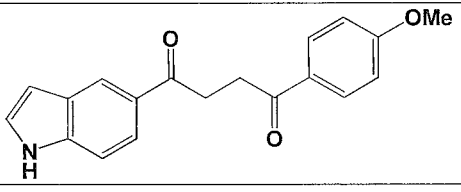
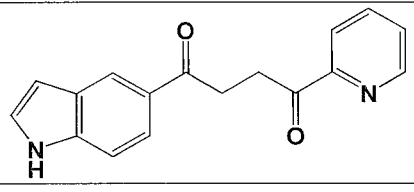
157		158	
159		160	
161		162	
163		164	
165		166	
167		168	
169		170	

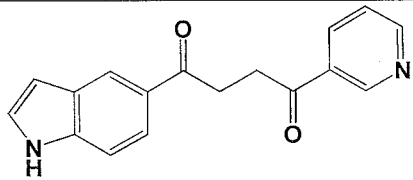
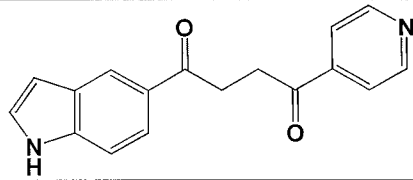
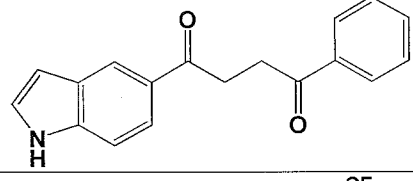
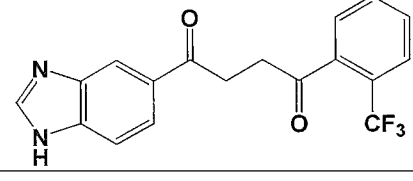
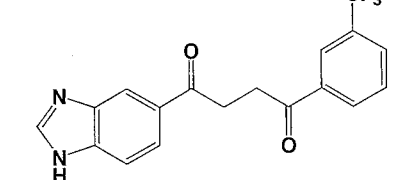
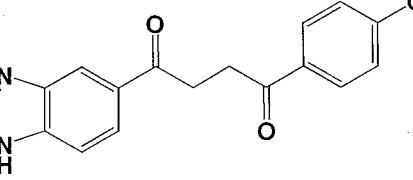
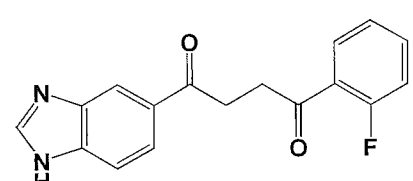
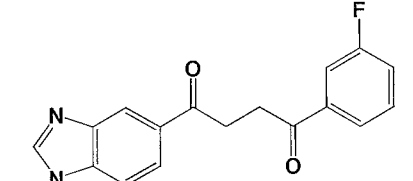
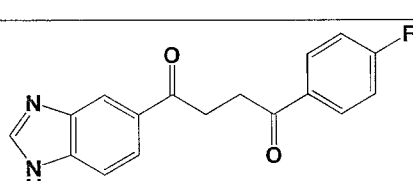
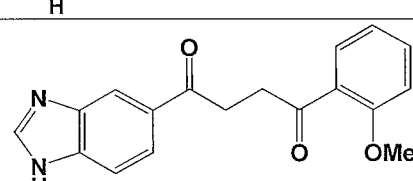
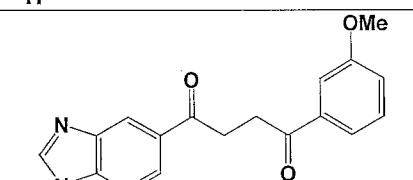
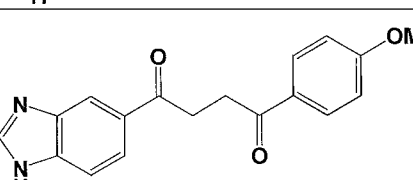
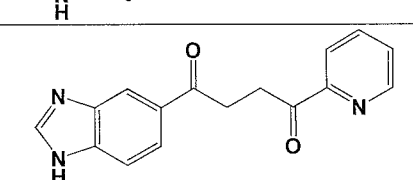
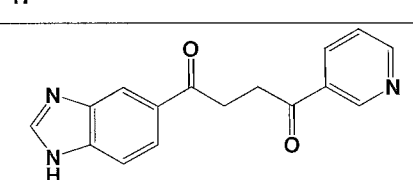
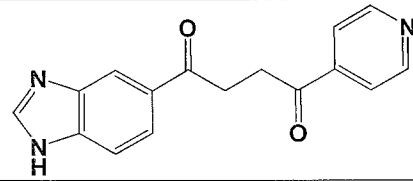
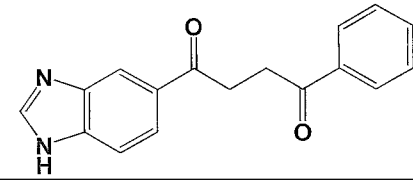
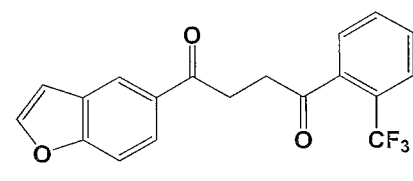
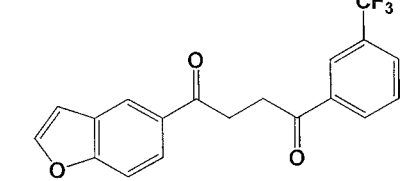
171		172	
173		174	
175		176	
177		178	
179		180	
181		182	
183		184	
185		186	

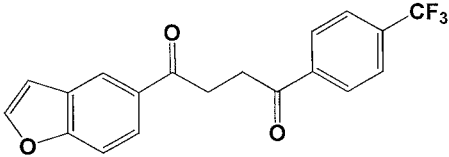
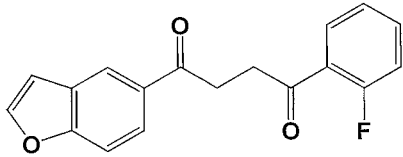
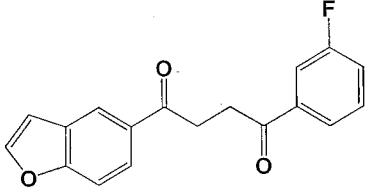
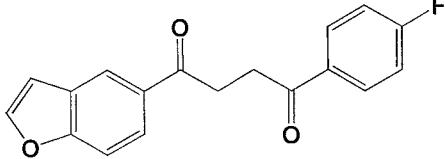
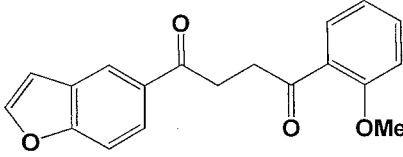
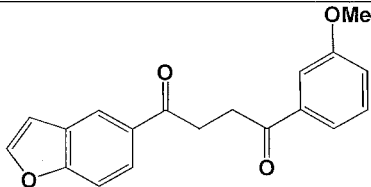
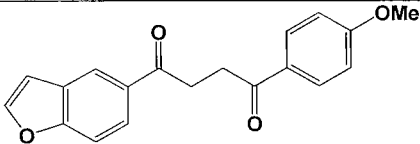
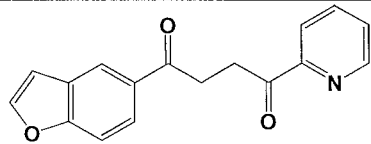
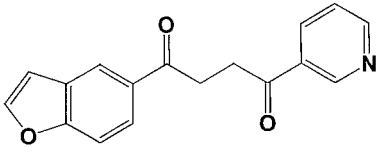
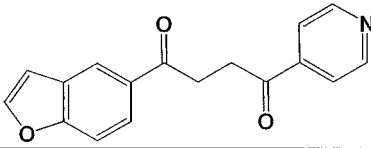
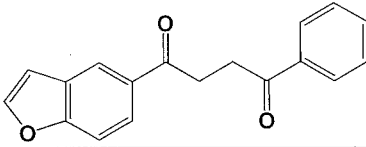
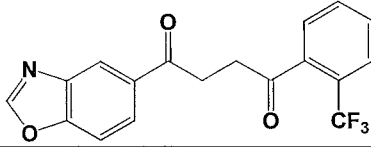
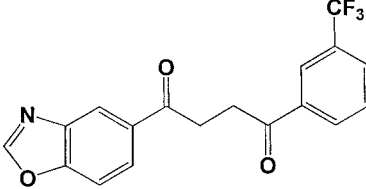
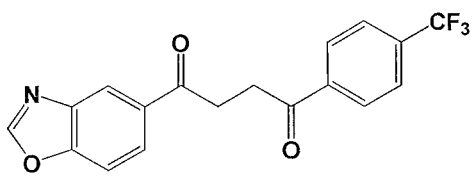
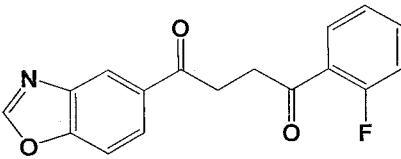
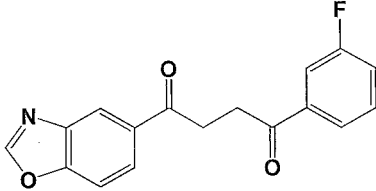
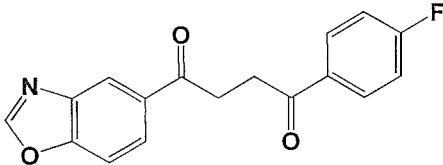
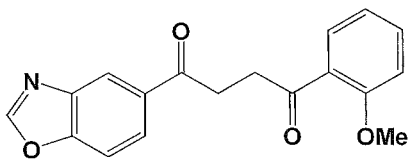
187		188	
189		190	
191		192	
193		194	
195		196	
197		198	
199		200	
201		202	
203		204	

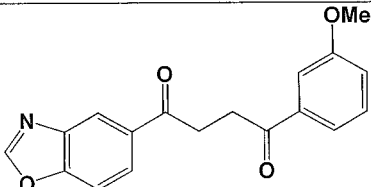
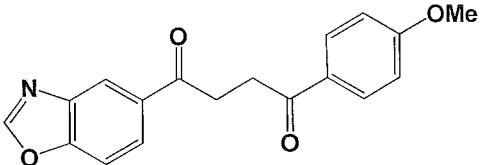
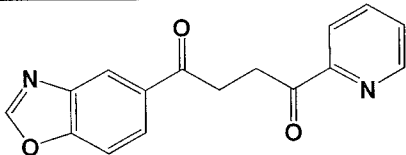
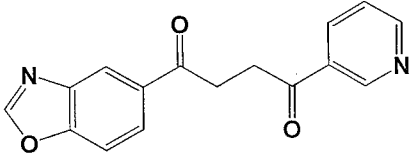
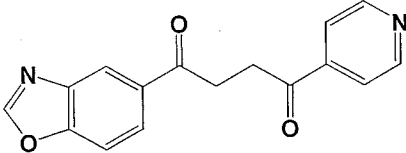
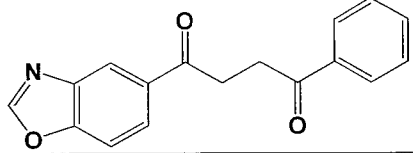
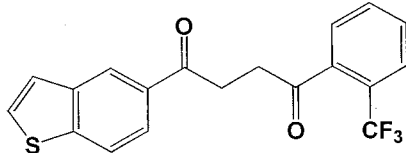
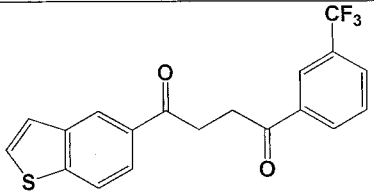
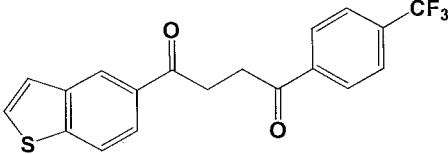
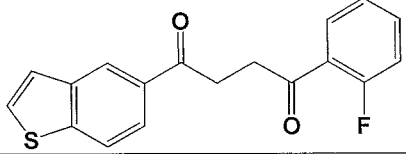
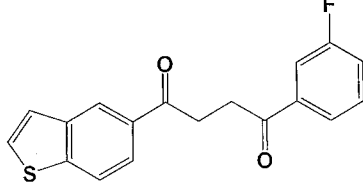
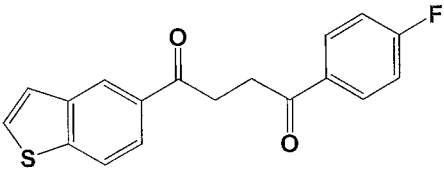
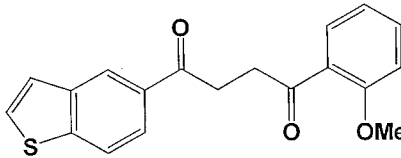
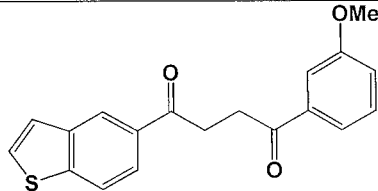
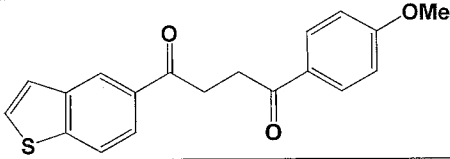
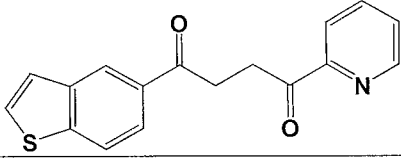
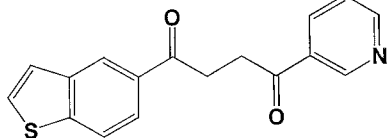
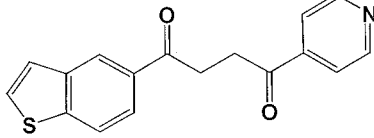
205		206	
207		208	
209		210	
211		212	
213		214	
215		216	
217		218	
219		220	
221		222	

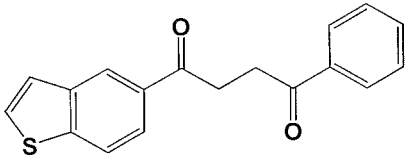
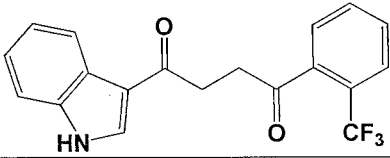
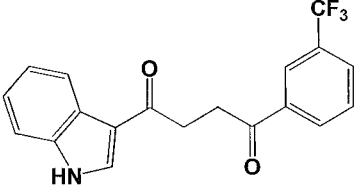
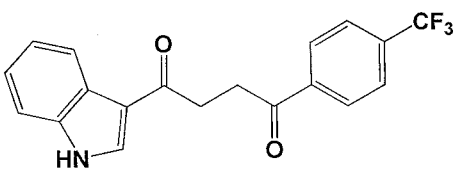
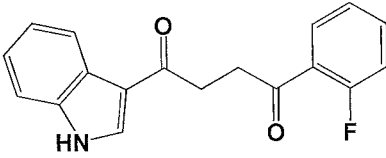
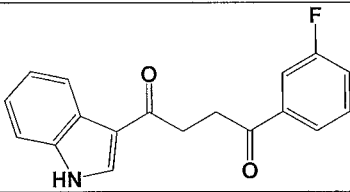
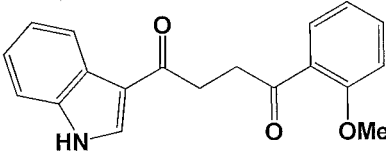
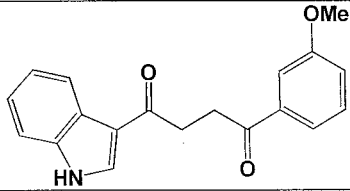
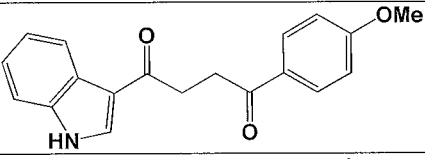
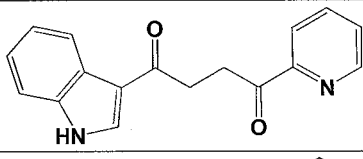
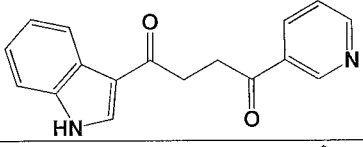
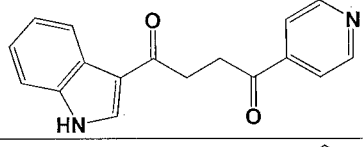
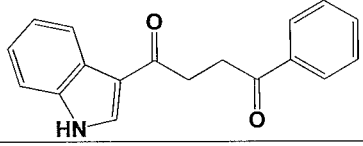
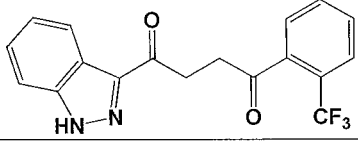
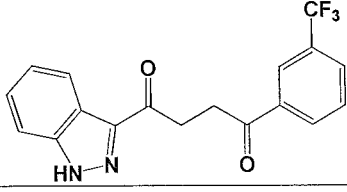
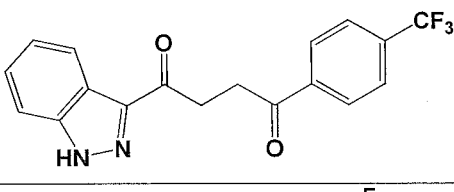
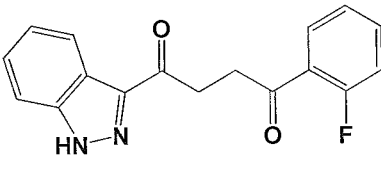
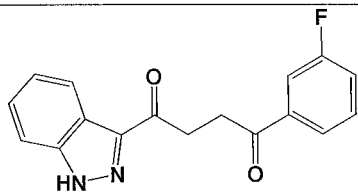
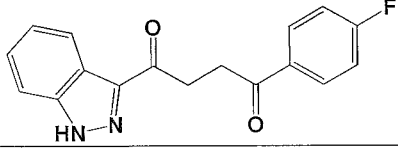
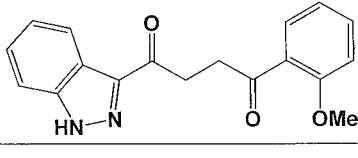
223		224	
225		226	
227		228	
229		230	
231		232	
233		234	
235		236	
237		238	
239		240	

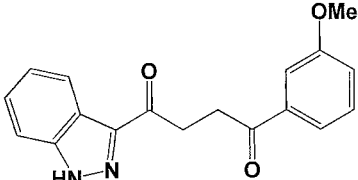
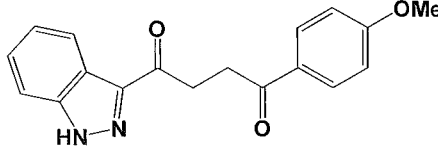
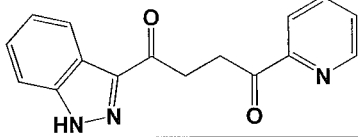
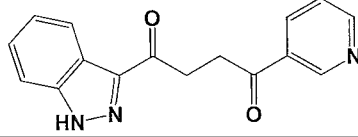
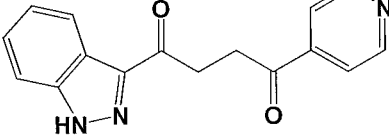
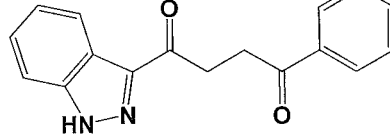
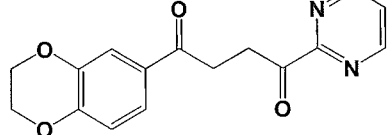
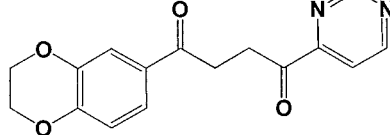
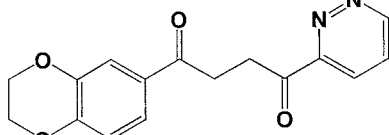
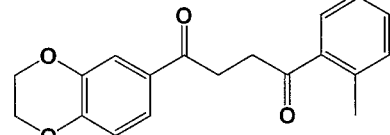
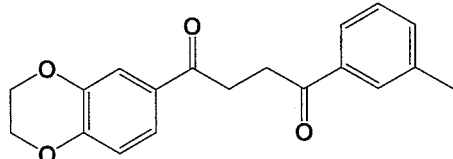
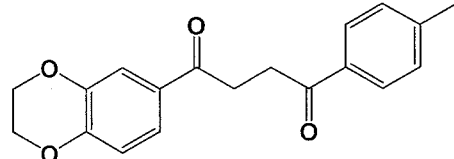
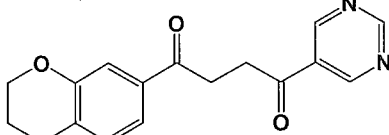
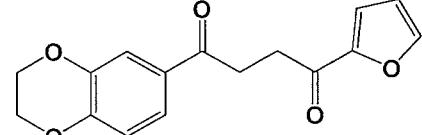
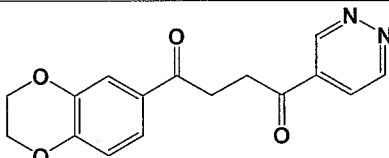
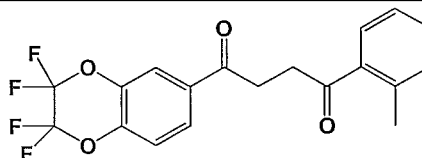
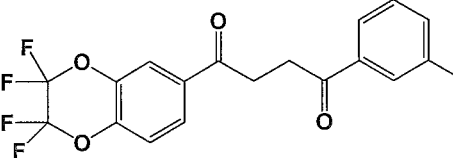
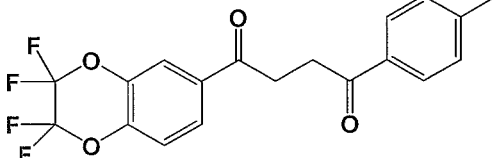
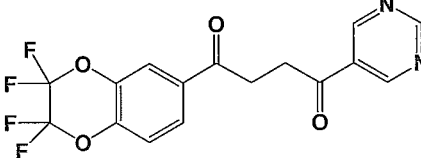
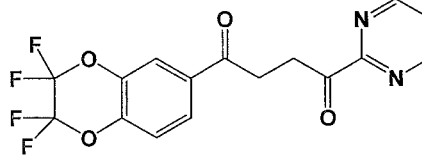
241		242	
243		244	
245		246	
247		248	
249		250	
251		252	
253		254	
255		256	
257		258	

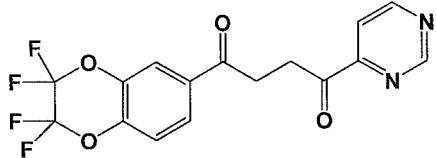
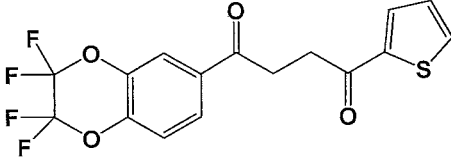
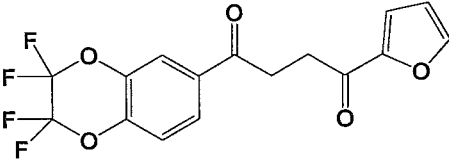
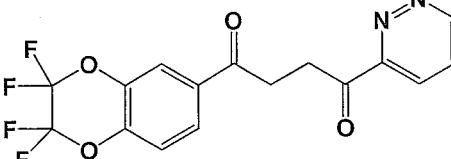
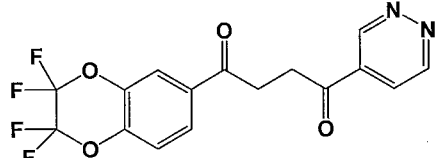
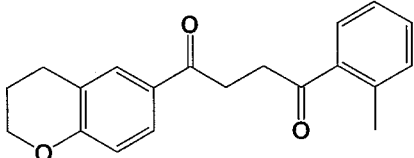
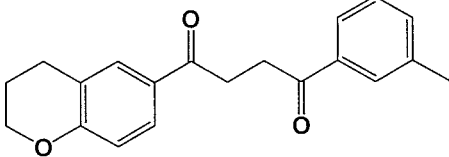
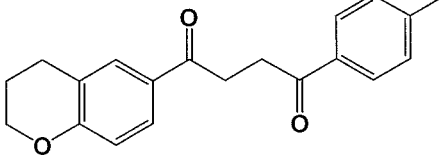
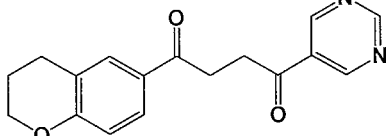
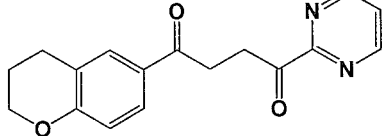
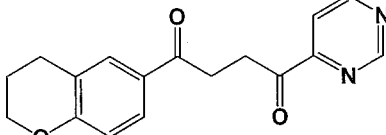
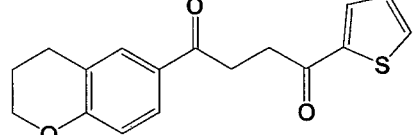
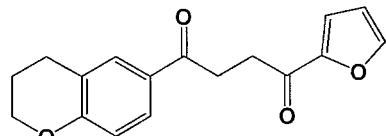
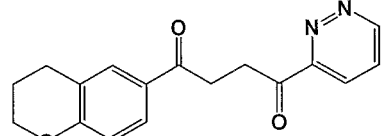
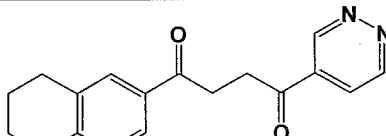
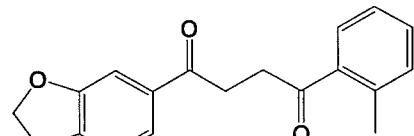
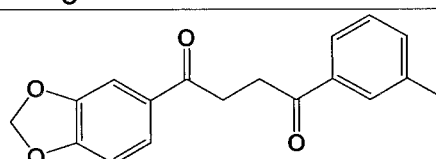
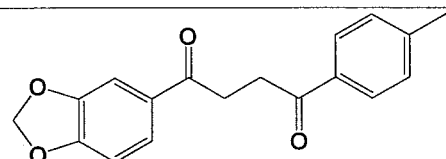
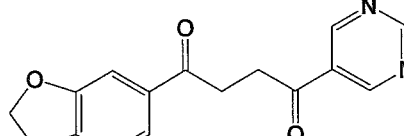
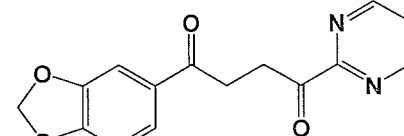
259		260	
261		262	
263		264	
265		266	
267		268	
269		270	
271		272	
273		274	
275		276	

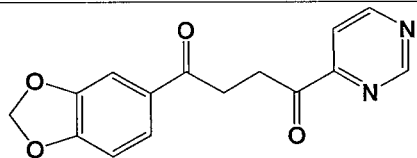
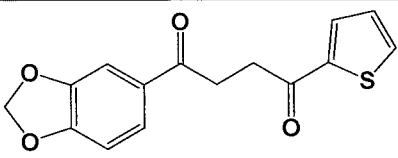
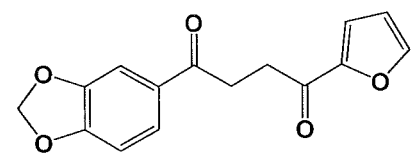
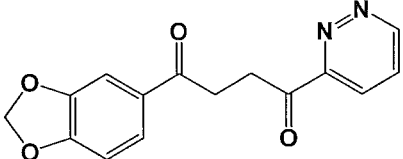
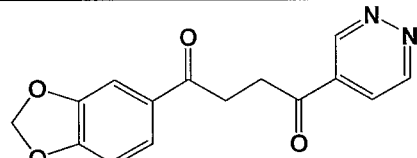
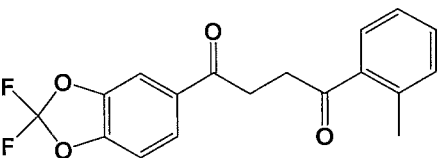
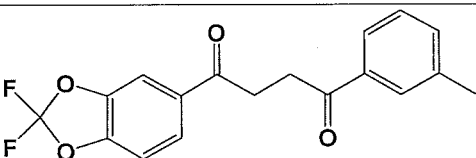
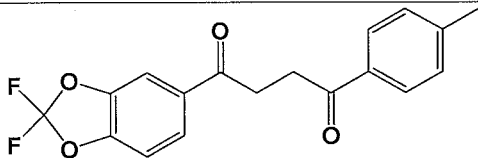
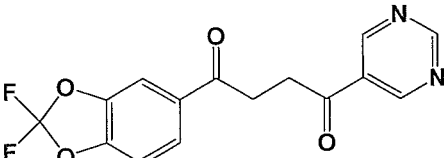
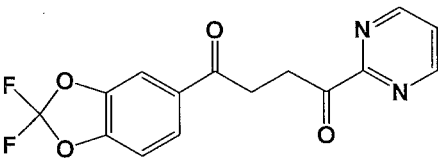
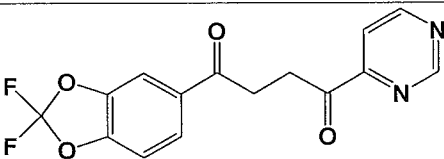
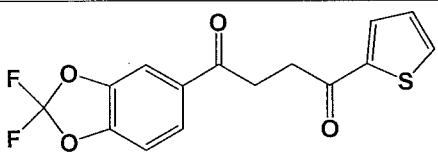
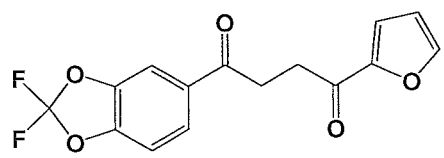
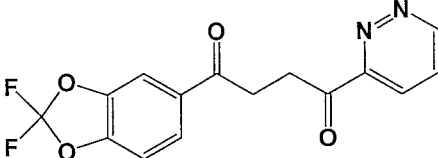
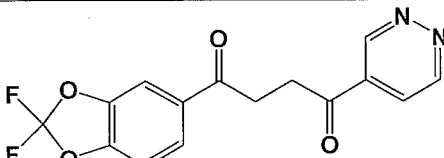
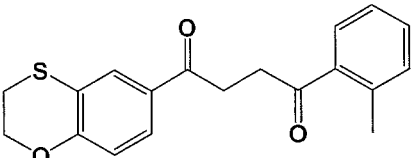
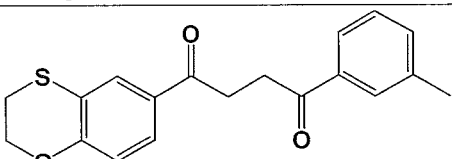
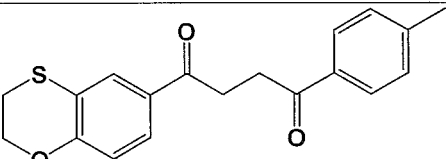
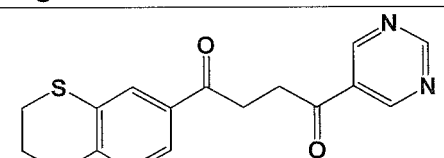
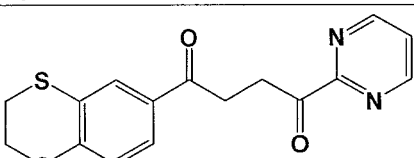
277		278	
279		280	
281		282	
283		284	
285		286	
287		288	
289		290	
291		292	
293		294	

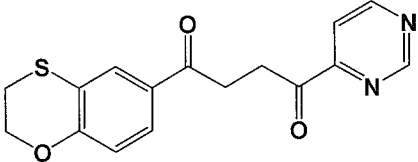
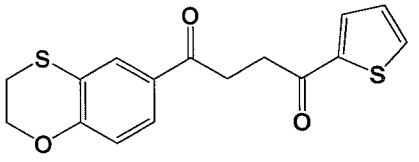
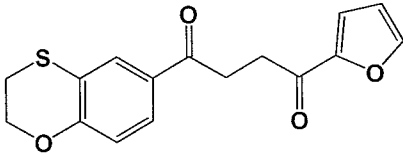
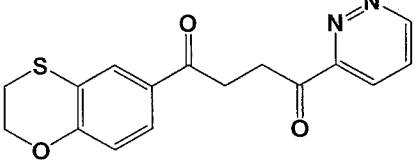
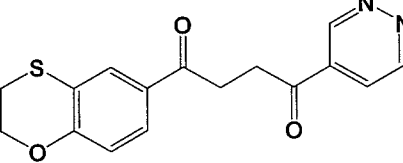
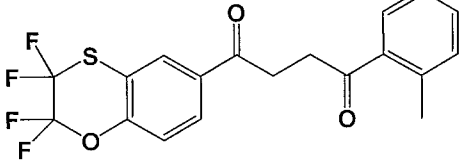
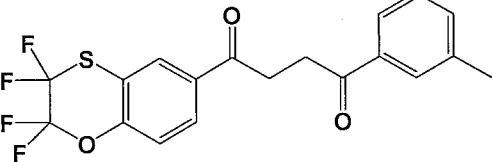
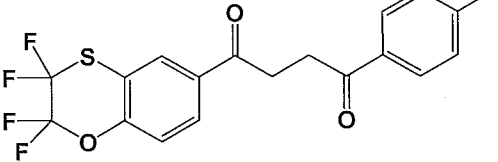
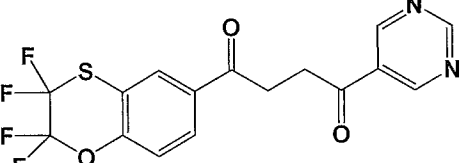
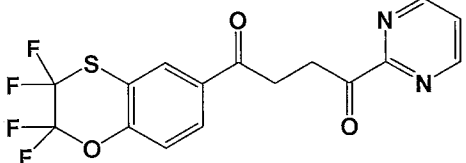
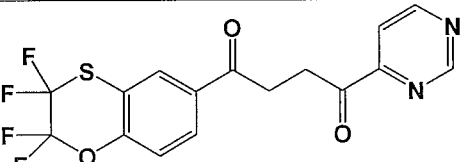
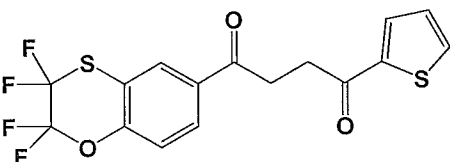
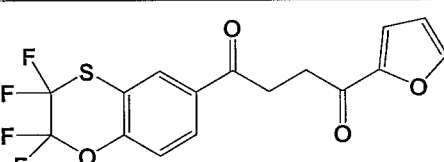
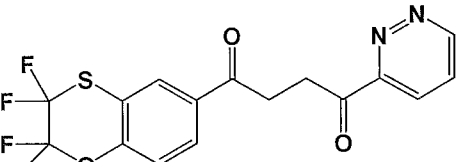
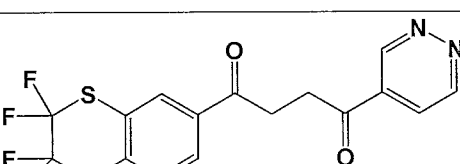
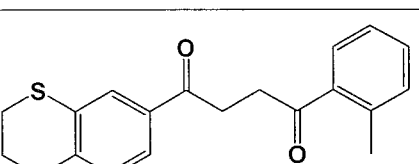
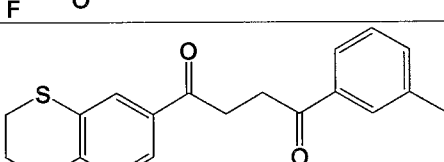
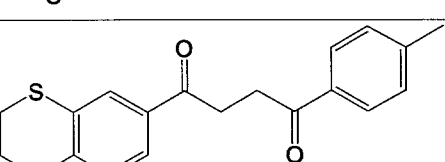
295		296	
297		298	
299		300	
301		302	
303		304	
305		306	
307		308	
309		310	
311		312	

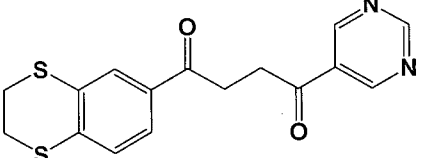
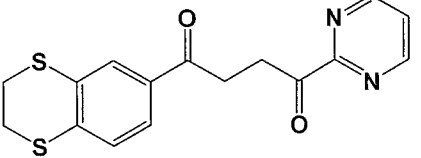
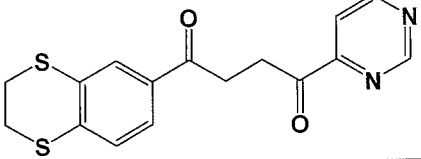
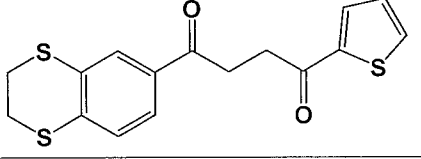
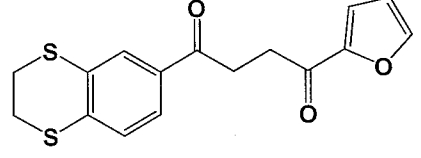
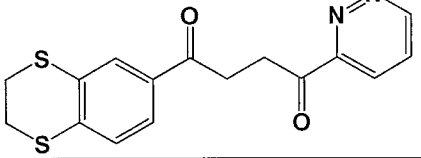
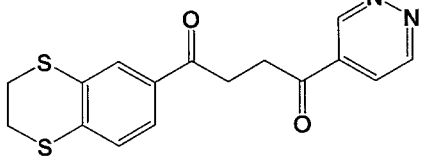
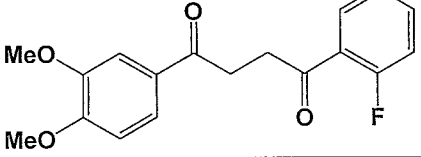
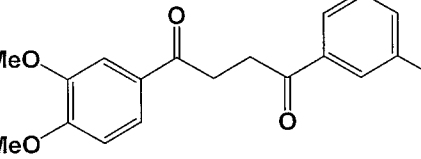
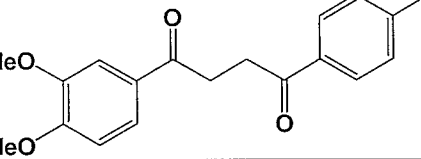
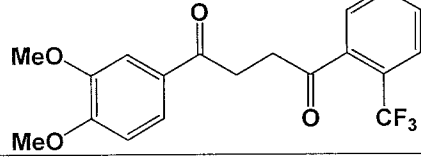
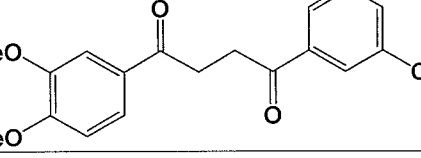
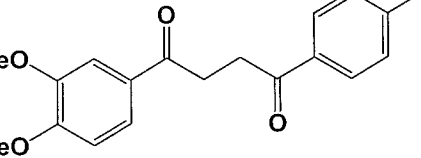
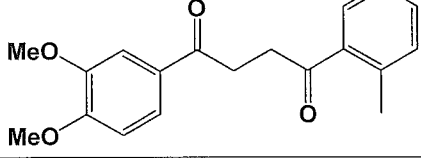
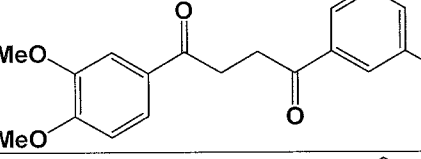
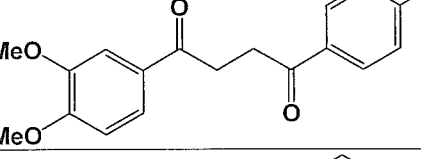
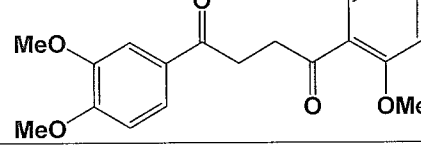
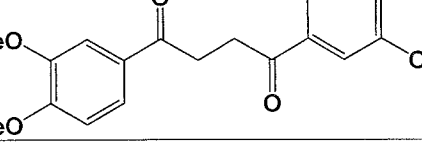
313		314	
315		316	
317		318	
319		320	
321		322	
323		324	
325		326	
327		328	
329		330	
331		332	

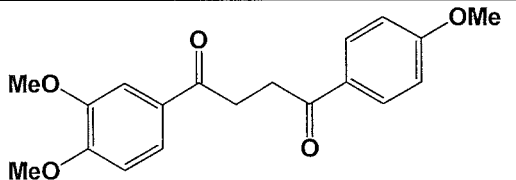
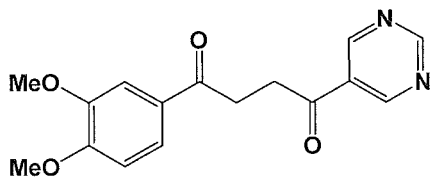
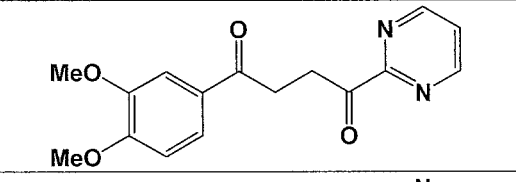
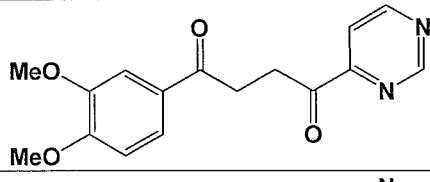
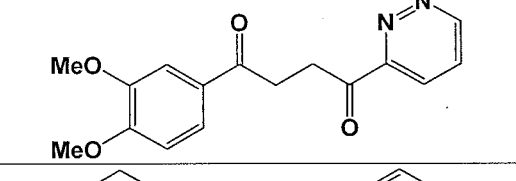
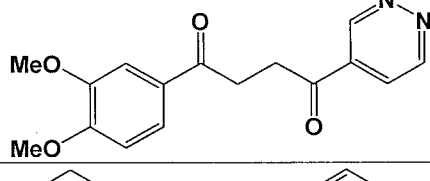
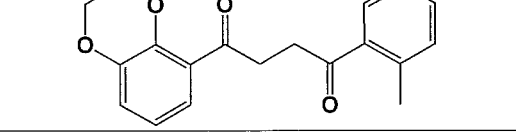
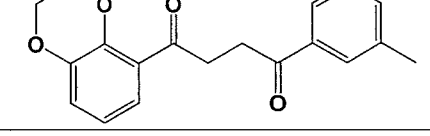
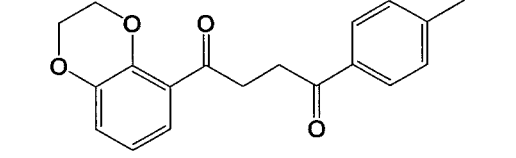
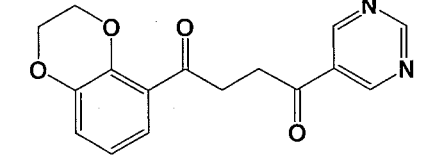
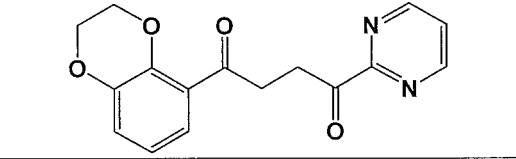
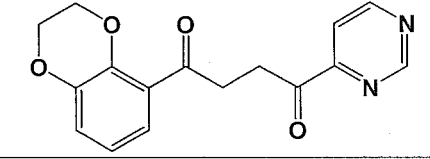
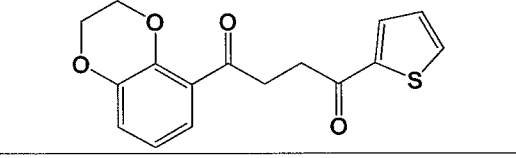
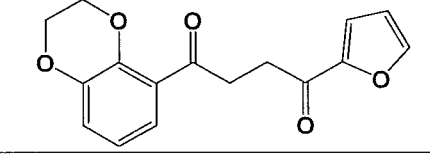
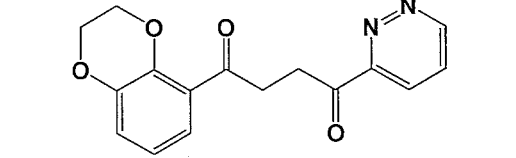
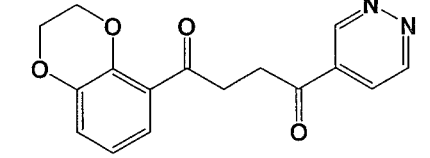
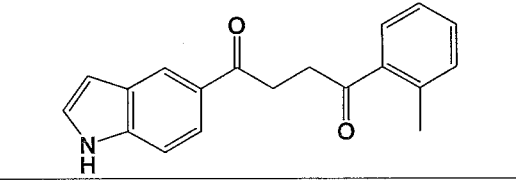
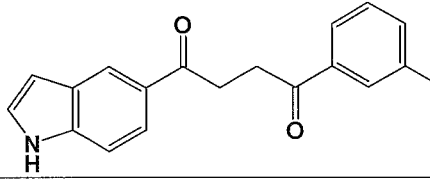
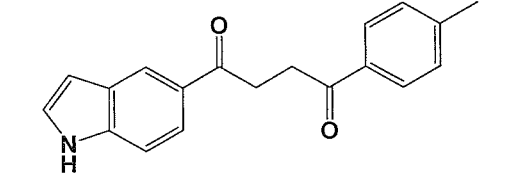
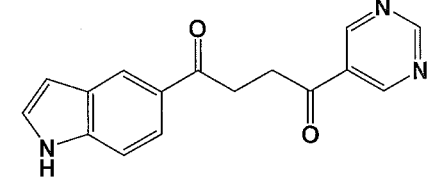
333		334	
335		336	
337		338	
339		340	
341		342	
343		344	
345		346	
347		348	
349		350	
351		352	

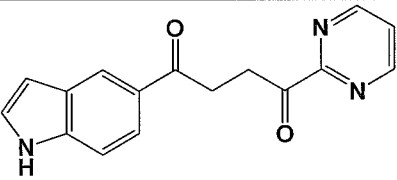
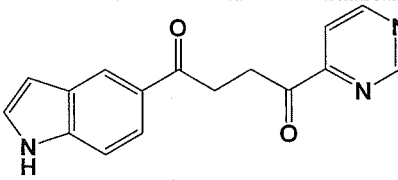
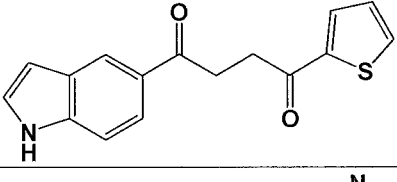
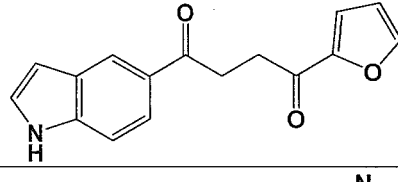
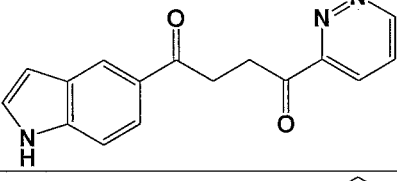
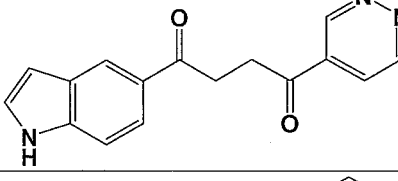
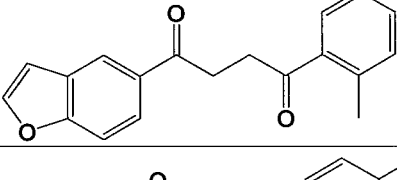
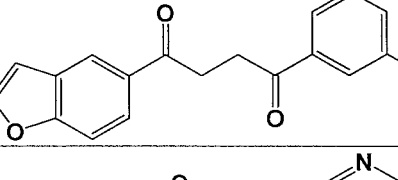
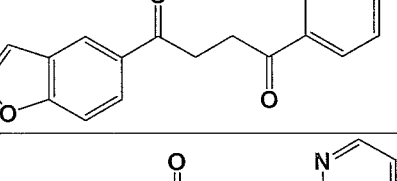
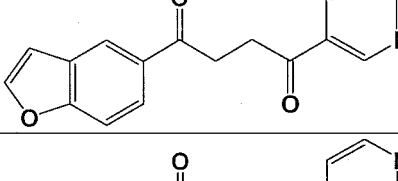
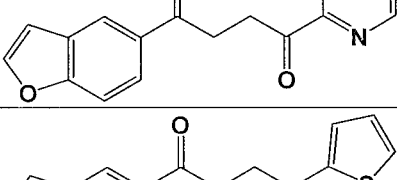
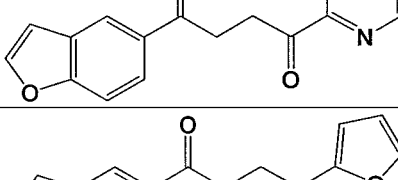
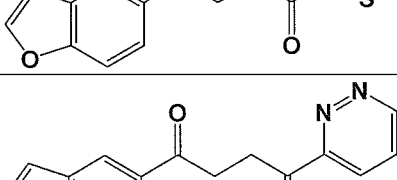
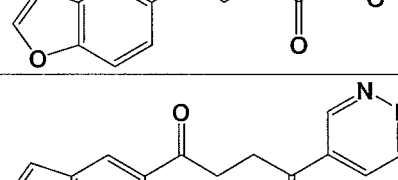
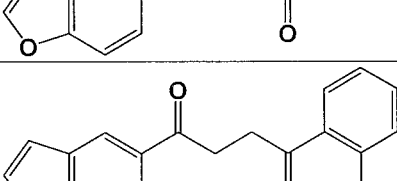
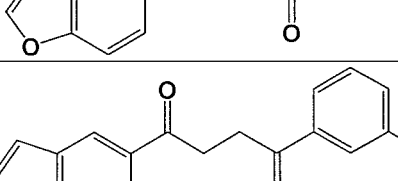
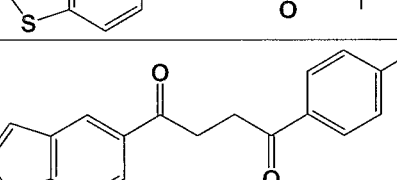
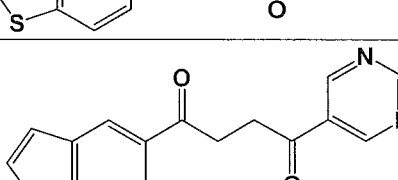


353		354	
355		356	
357		358	
359		360	
361		362	
363		364	
365		366	
367		368	
369		370	
371		372	

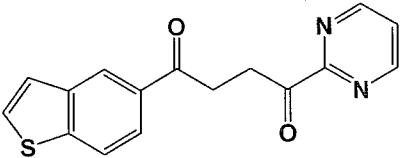
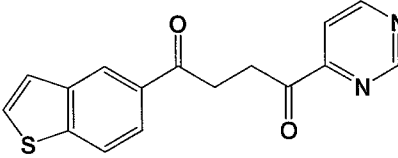
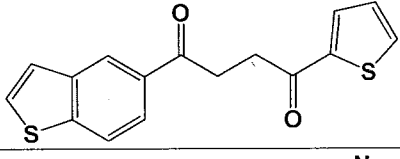
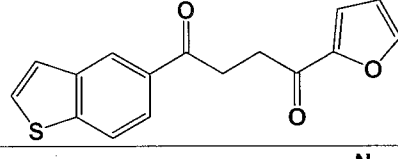
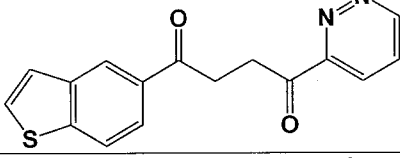
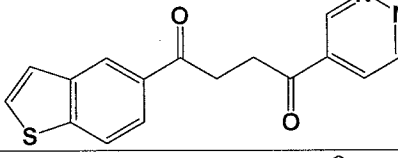
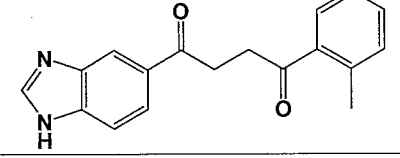
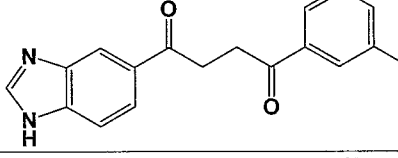
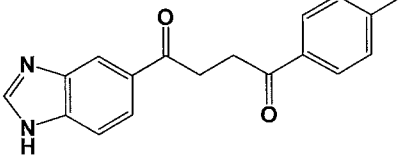
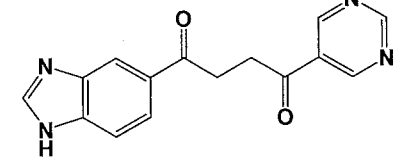
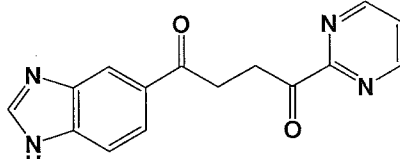
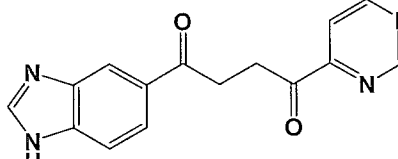
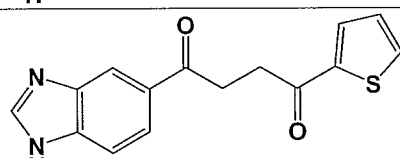
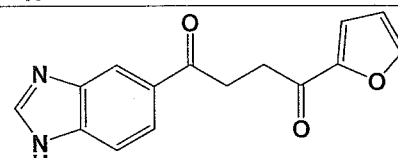
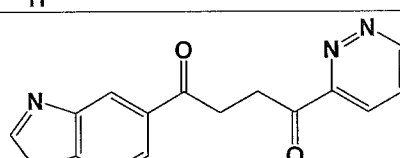
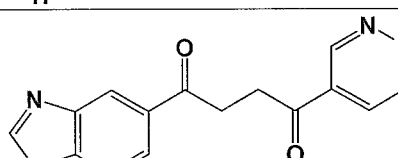
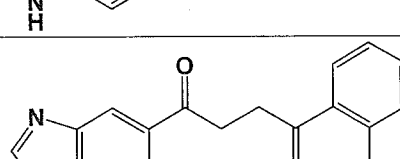
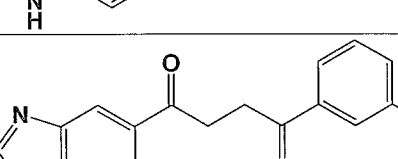
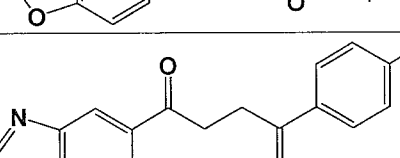
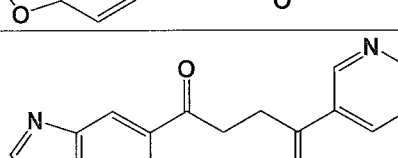
373		374	
375		376	
377		378	
379		380	
381		382	
383		384	
385		386	
387		388	
389		390	
391		392	

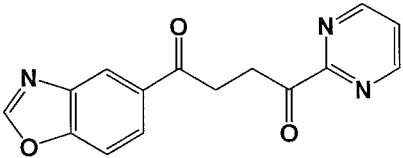
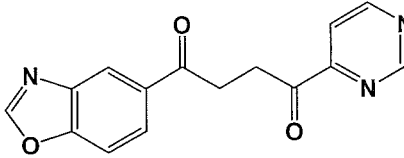
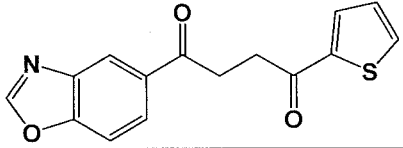
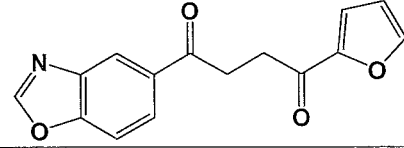
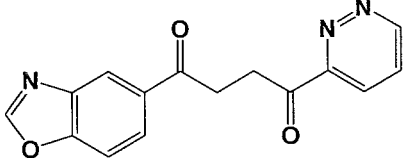
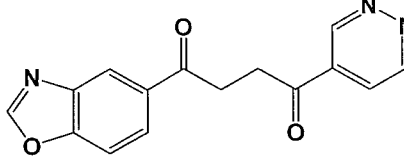
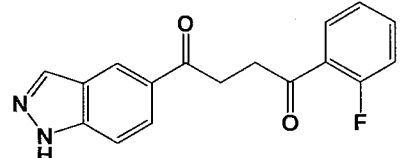
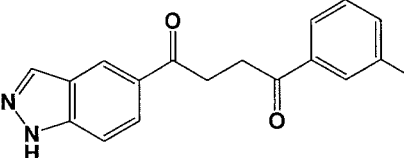
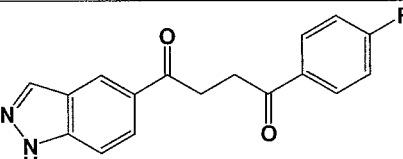
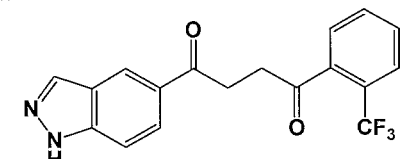
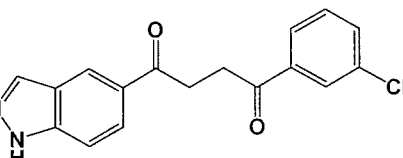
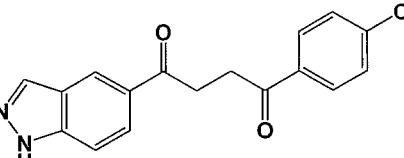
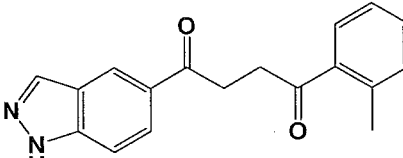
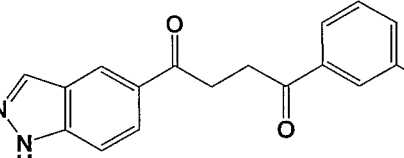
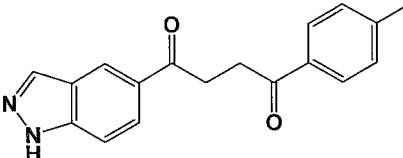
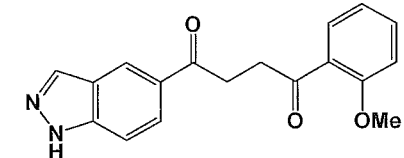
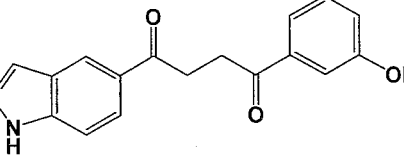
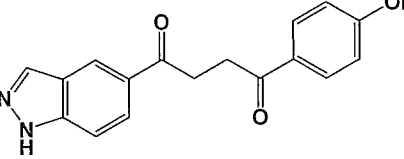
393		394	
395		396	
397		398	
399		400	
401		402	
403		404	
405		406	
407		408	
409		410	

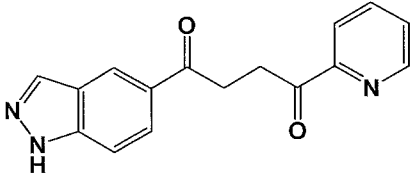
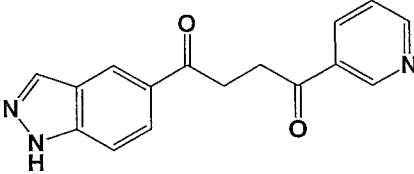
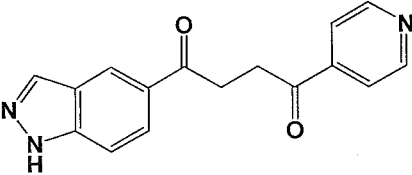
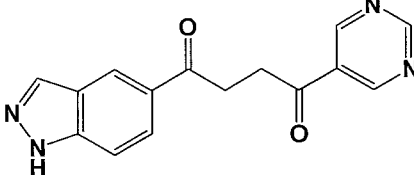
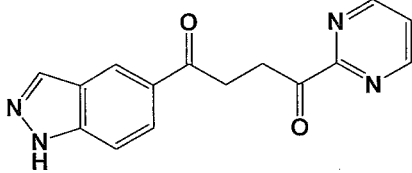
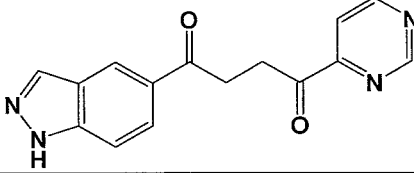
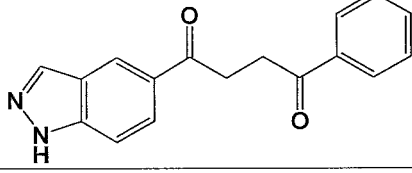
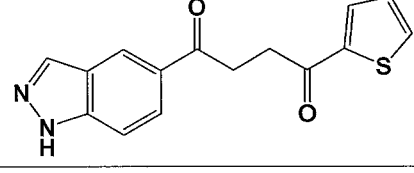
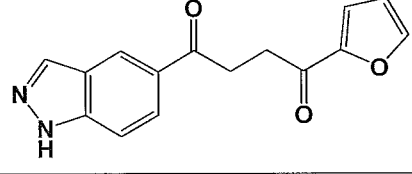
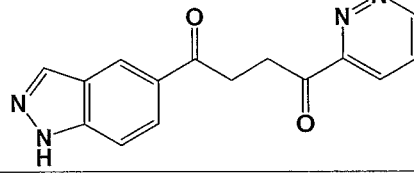
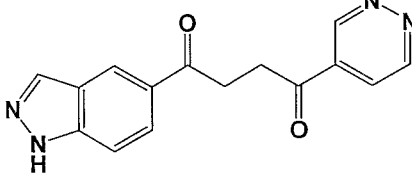
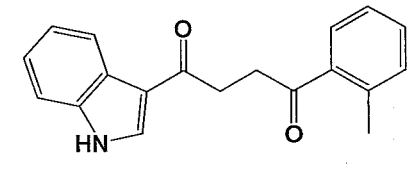
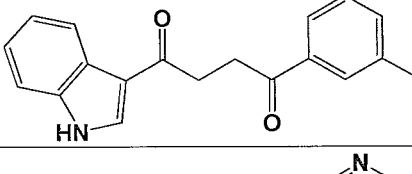
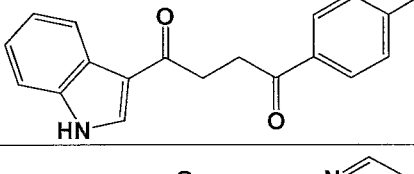
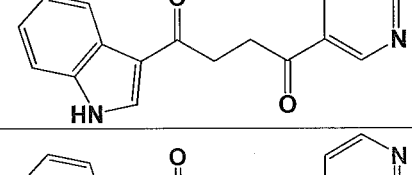
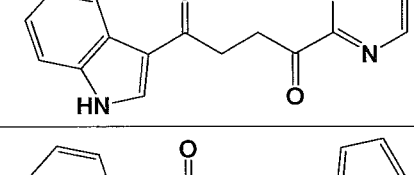
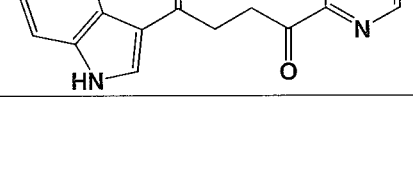
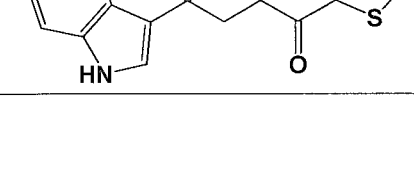
411		412	
413		414	
415		416	
417		418	
419		420	
421		422	
423		424	
425		426	
427		428	

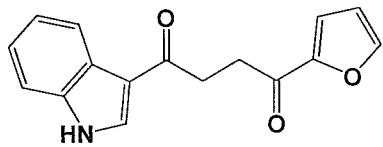
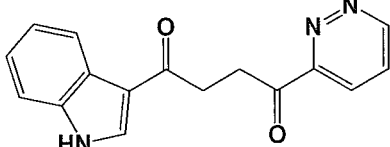
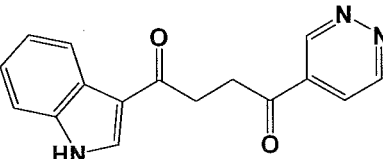
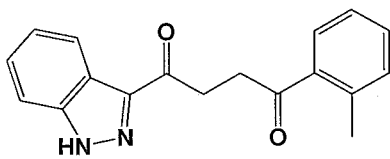
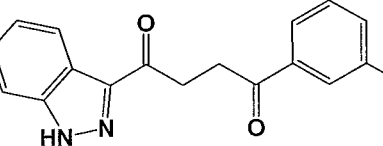
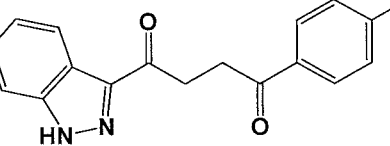
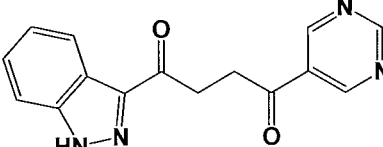
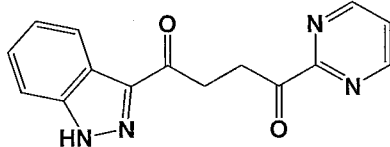
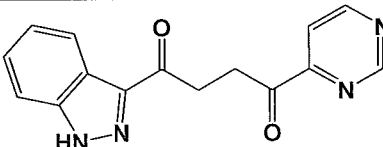
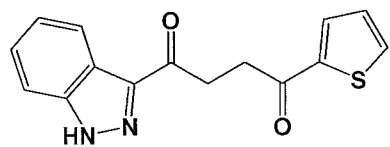
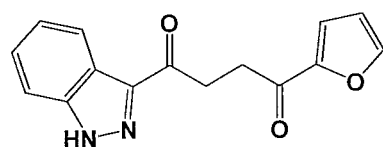
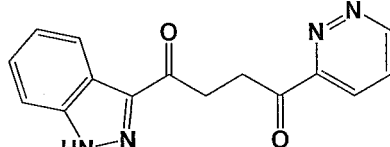
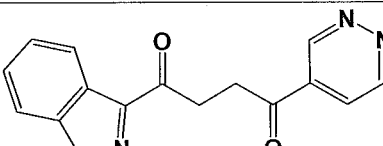
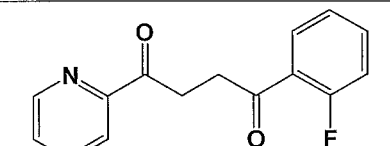
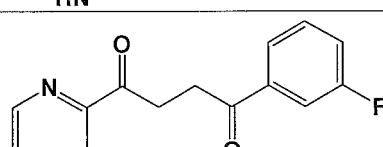
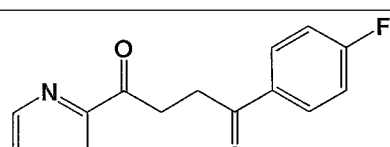
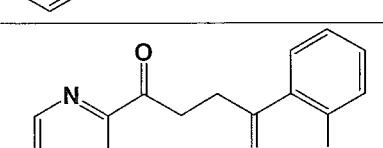
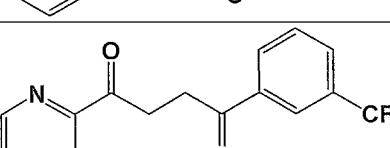
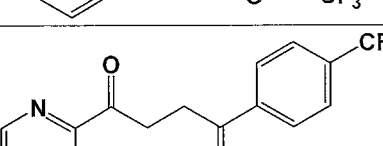
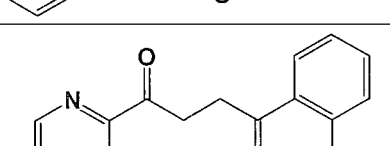
429		430	
431		432	
433		434	
435		436	
437		438	
439		440	
441		442	
443		444	
445		446	
447		448	

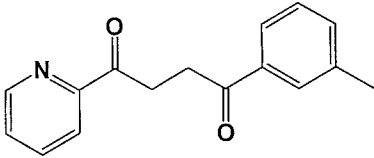
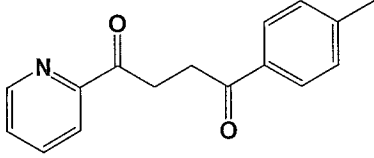
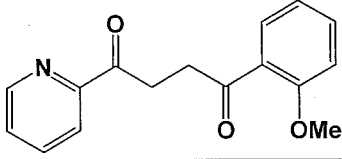
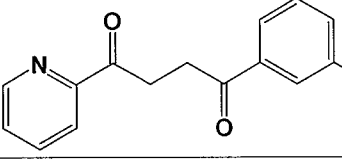
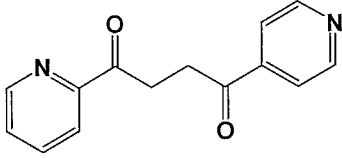
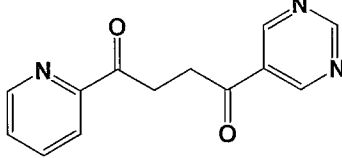
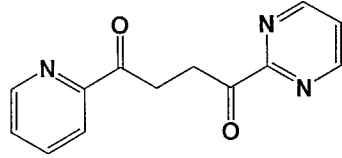
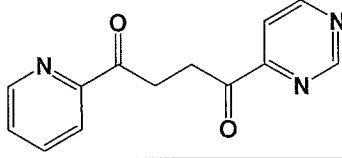
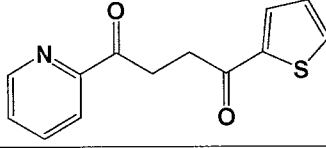
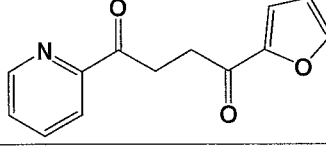
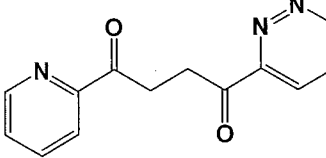
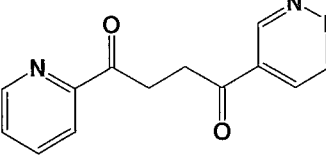
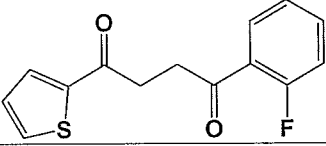
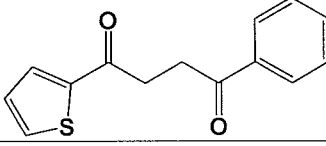
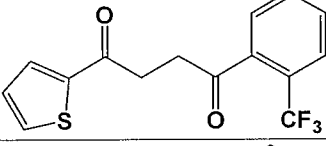
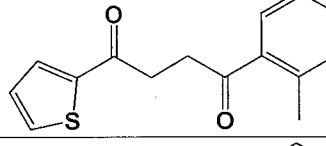
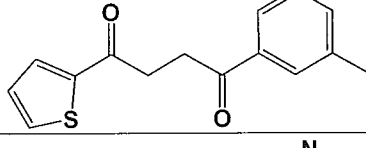
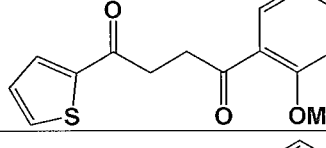
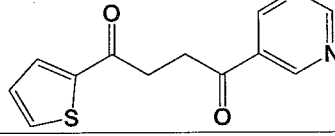
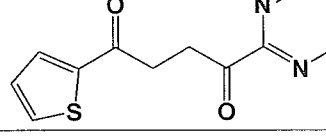
449		450	
451		452	
453		454	
455		456	
457		458	
459		460	
461		462	
463		464	
465		466	
467		468	

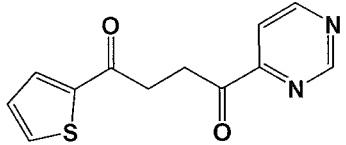
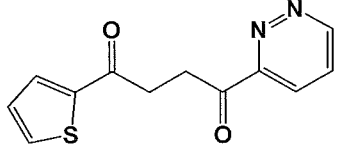
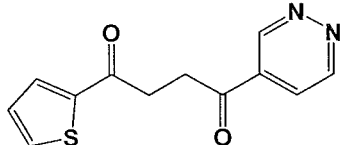
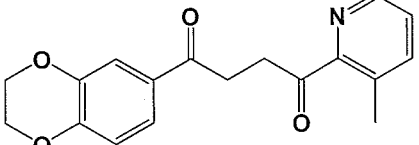
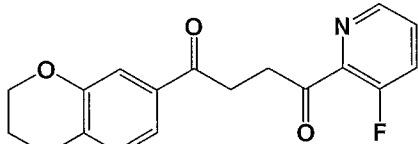
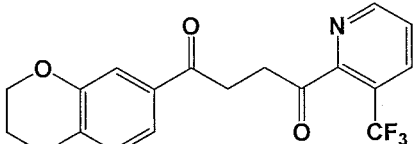
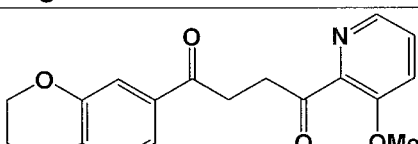
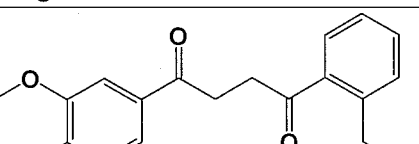
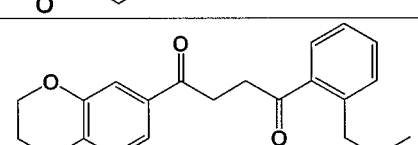
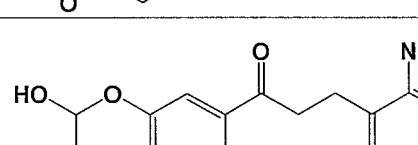
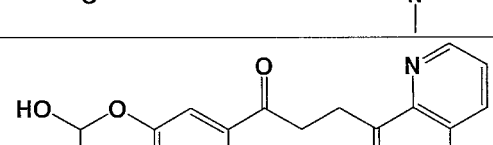
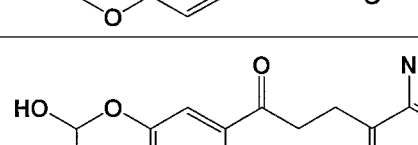
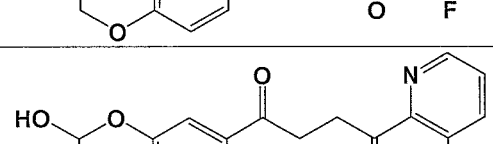
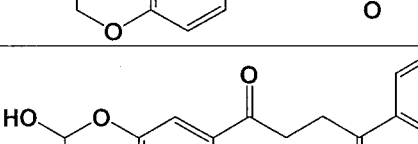
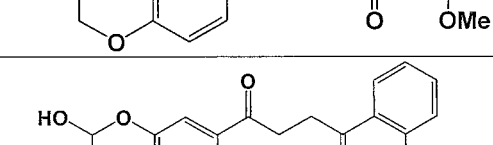
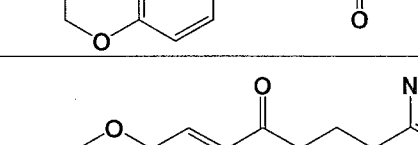
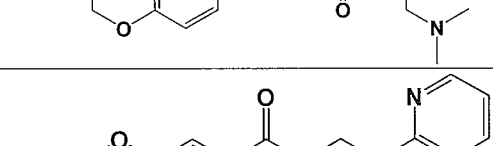
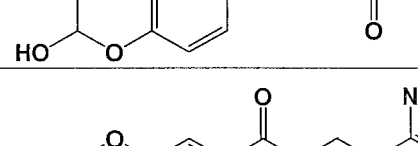
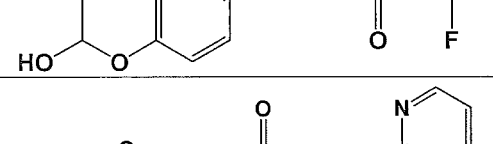
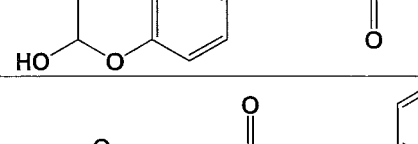
469		470	
471		472	
473		474	
475		476	
477		478	
479		480	
481		482	
483		484	
485		486	
487		488	

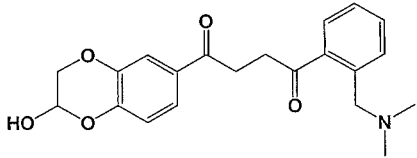
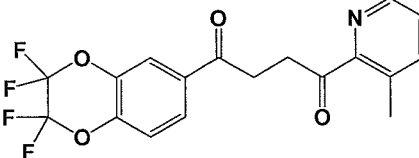
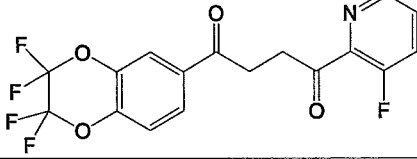
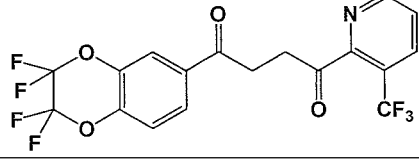
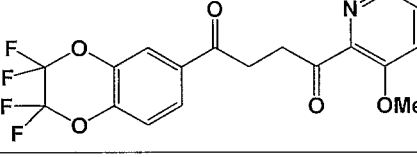
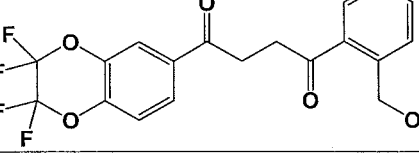
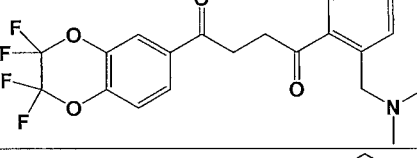
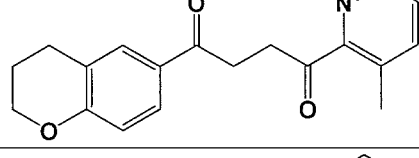
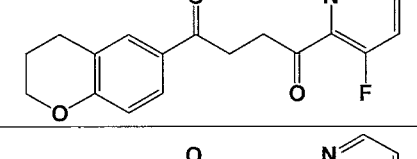
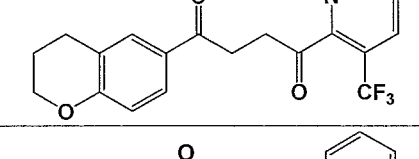
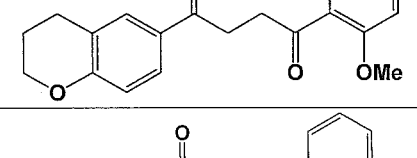
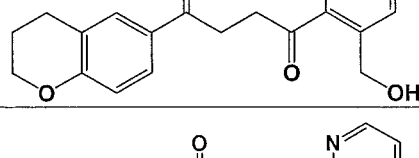
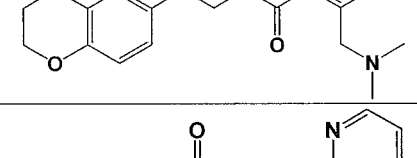
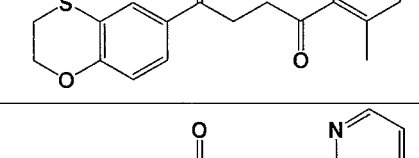
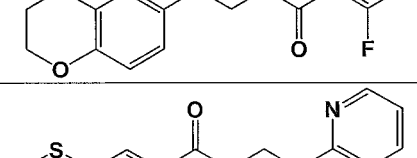
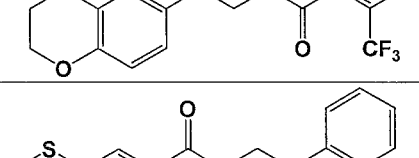
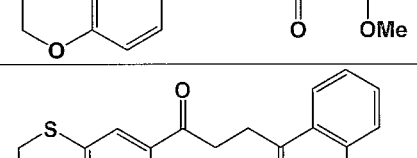
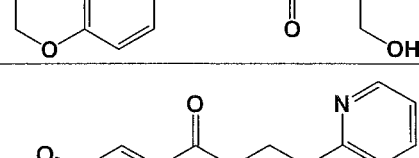
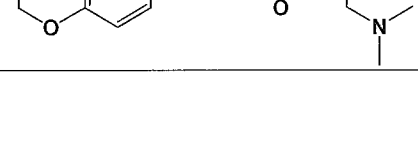
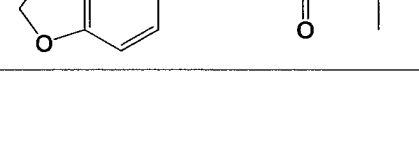
489		490	
491		492	
493		494	
495		496	
497		498	
499		500	
501		502	
503		504	
505		506	

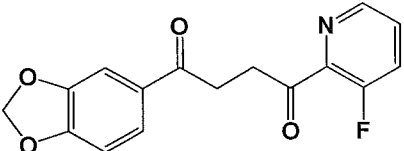
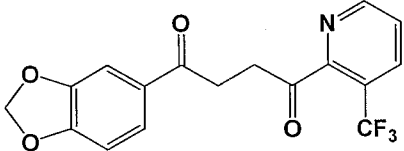
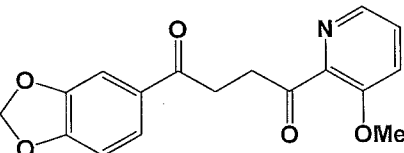
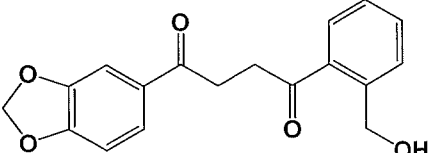
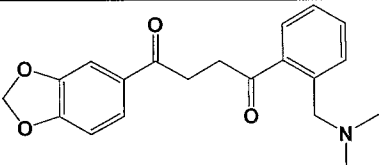
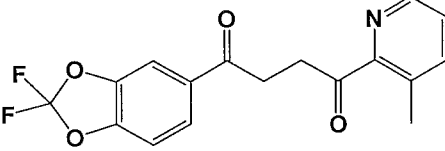
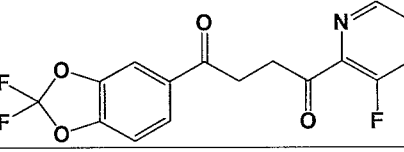
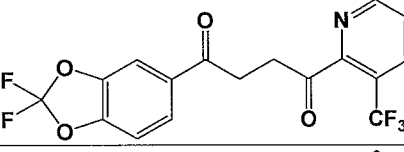
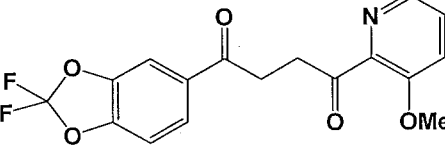
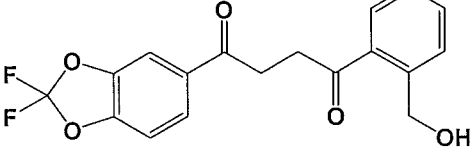
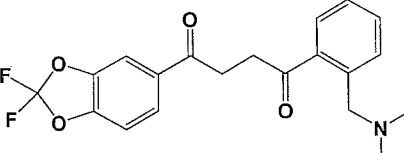
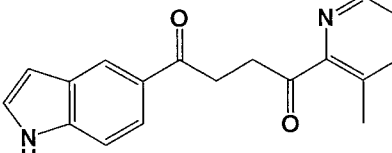
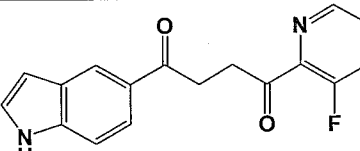
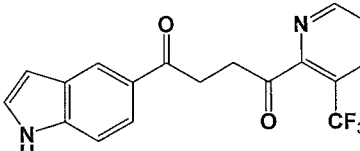
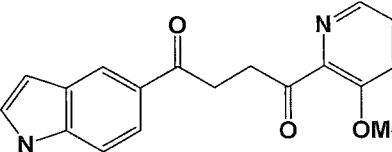
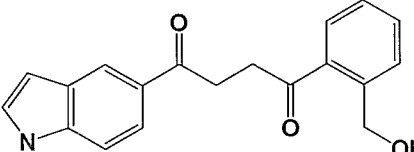
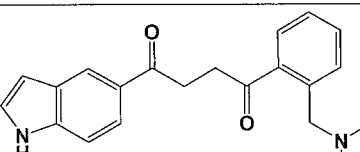
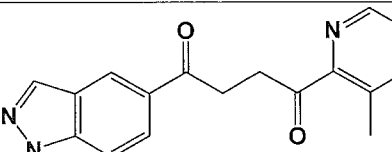
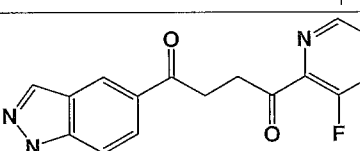
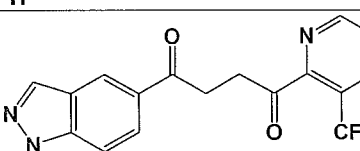
507		508	
509		510	
511		512	
513		514	
515		516	
517		518	
519		520	
521		522	
523		524	

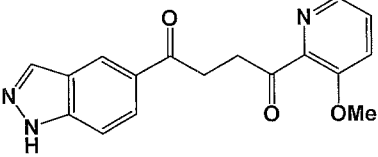
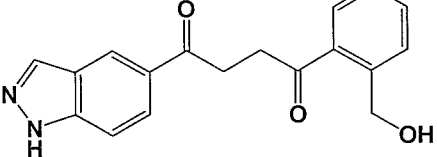
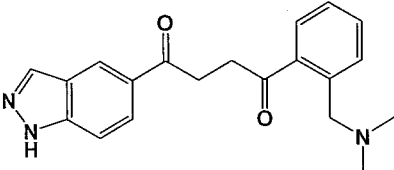
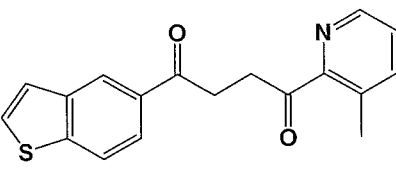
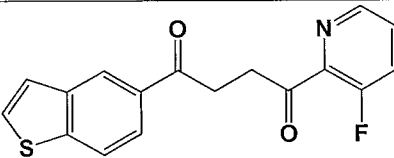
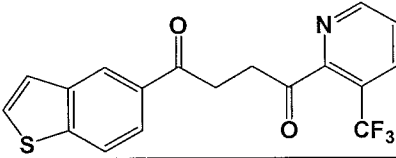
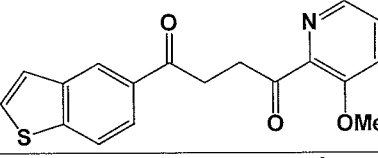
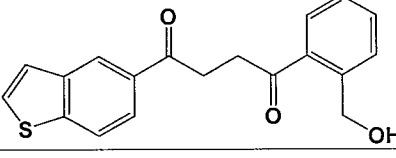
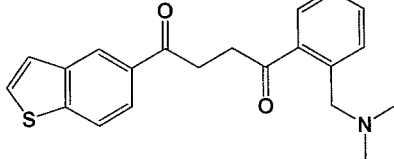
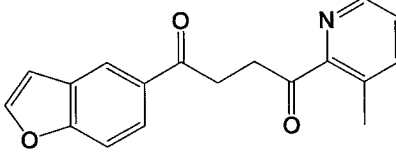
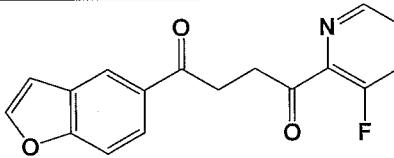
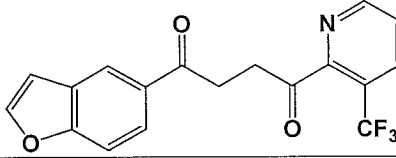
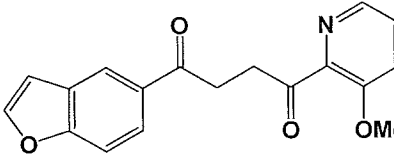
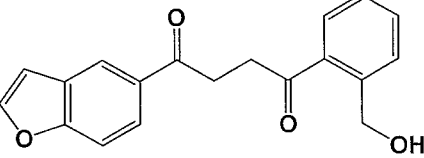
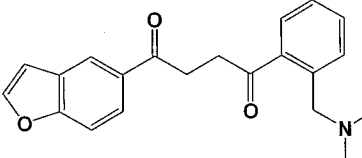
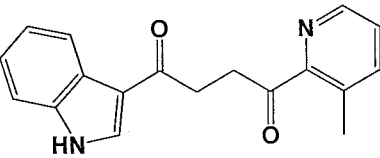
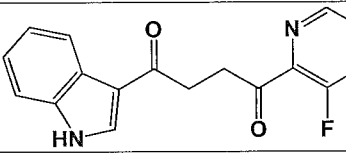
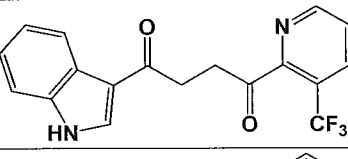
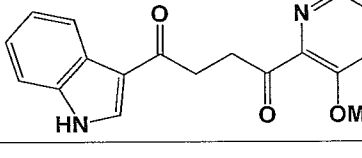
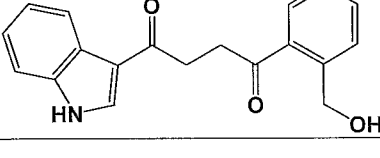
525		526	
527		528	
529		530	
531		532	
533		534	
535		536	
537		538	
539		540	
541		542	
543		544	

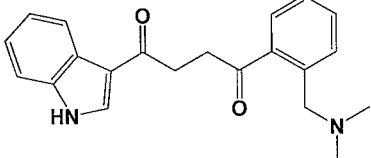
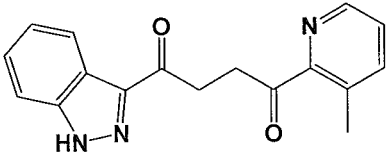
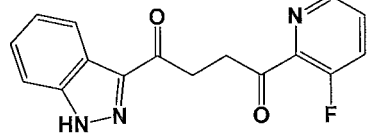
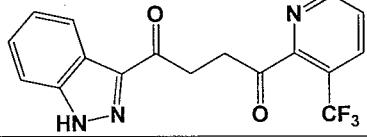
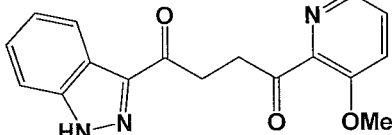
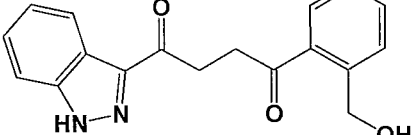
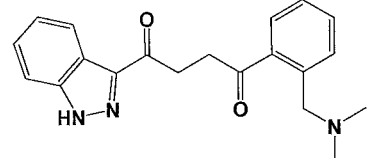
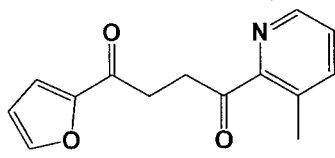
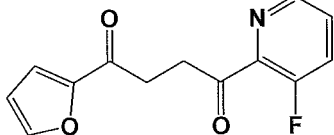
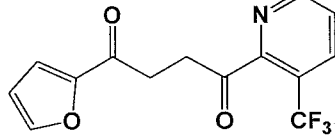
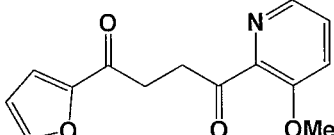
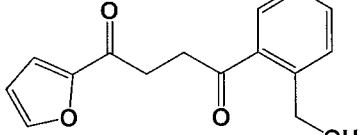
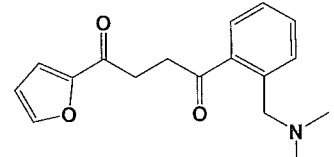
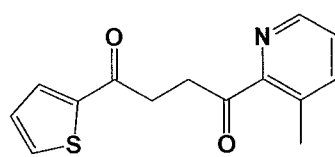
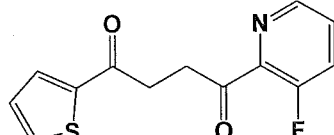
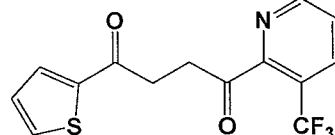
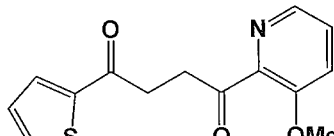
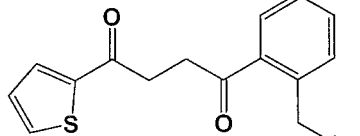
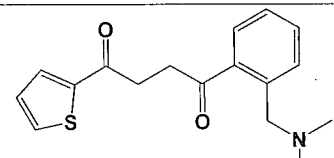
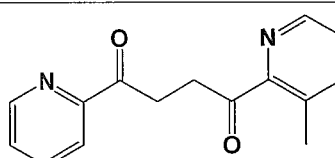
545		546	
547		548	
549		550	
551		552	
553		554	
555		556	
557		558	
559		560	
561		562	
563		564	

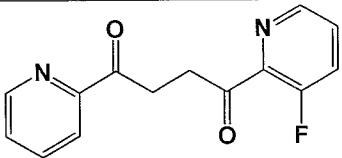
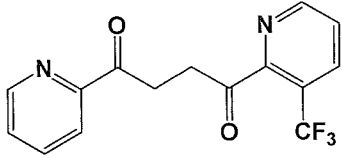
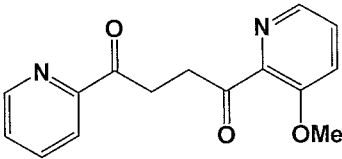
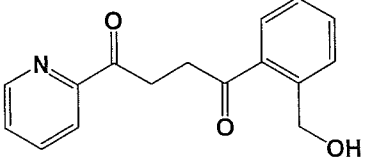
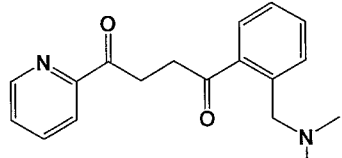
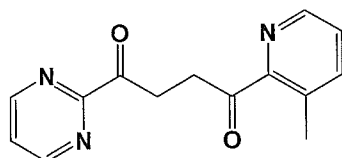
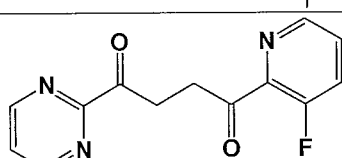
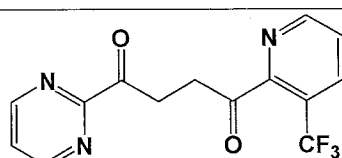
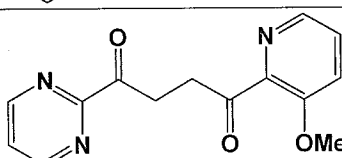
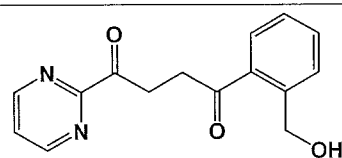
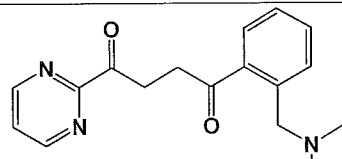
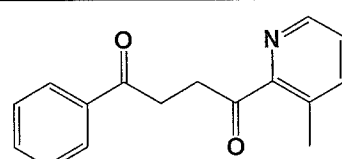
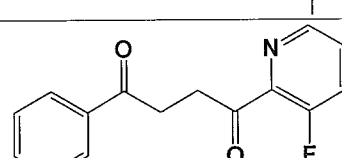
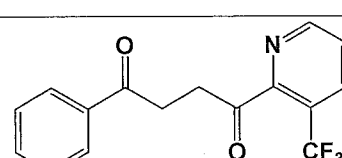
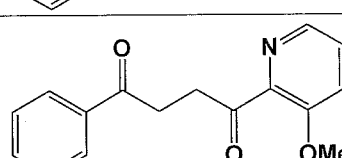
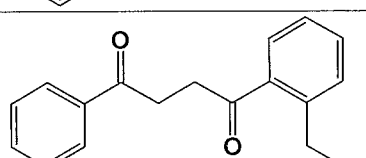
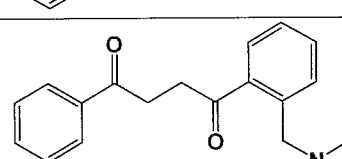
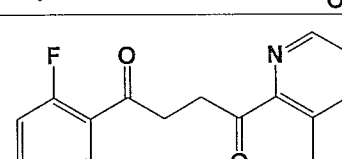
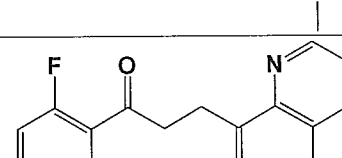
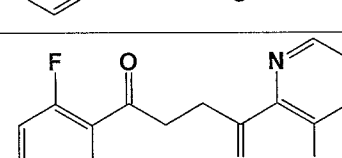
565		566	
567		568	
569		570	
571		572	
573		574	
575		576	
577		578	
579		580	
581		582	
583		584	

585		586	
587		588	
589		590	
591		592	
593		594	
595		596	
597		598	
599		600	
601		602	
603		604	

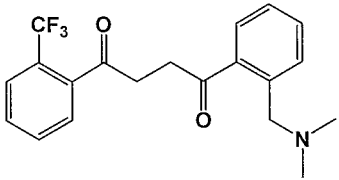
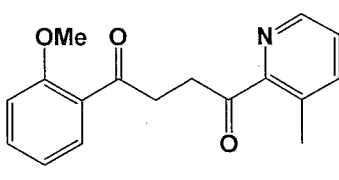
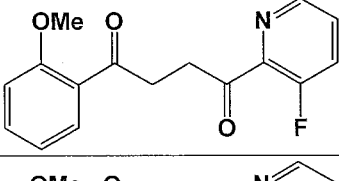
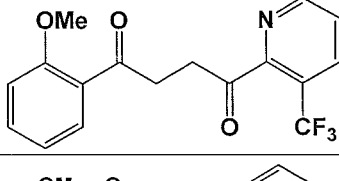
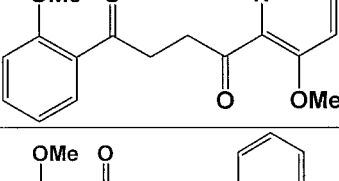
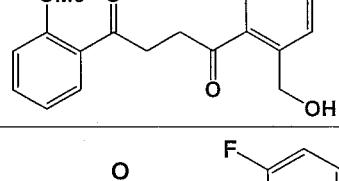
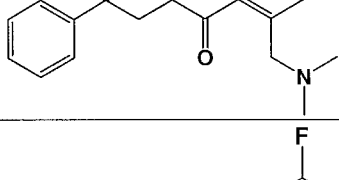
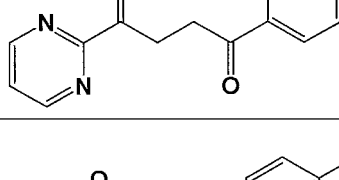
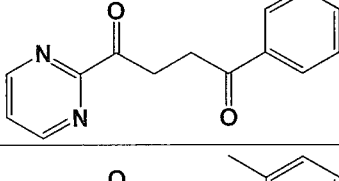
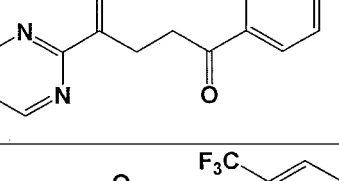
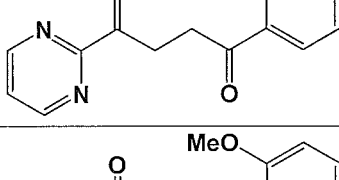
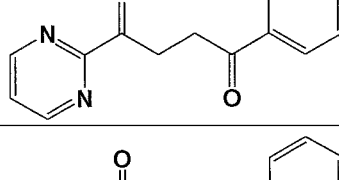
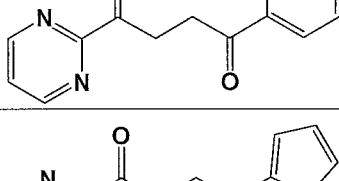
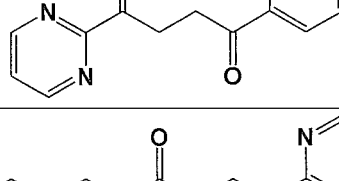
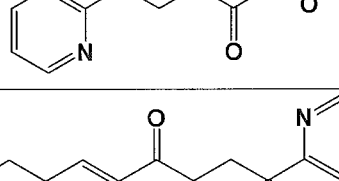
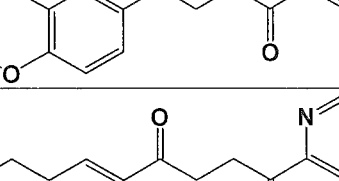
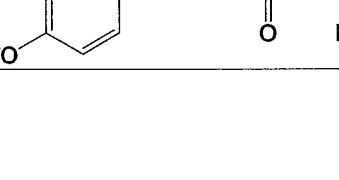
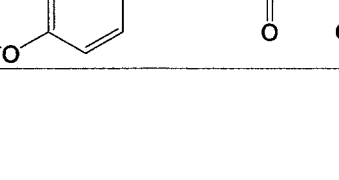
605		606	
607		608	
609		610	
611		612	
613		614	
615		616	
617		618	
619		620	
621		622	
623		624	

625		626	
627		628	
629		630	
631		632	
633		634	
635		636	
637		638	
639		640	
641		642	
643		644	

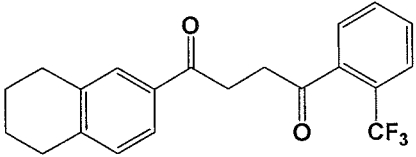
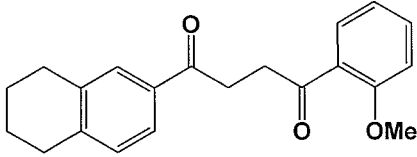
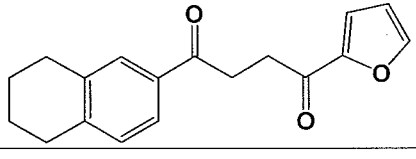
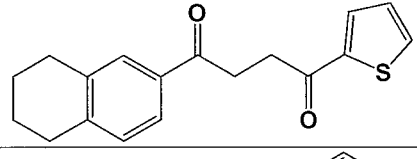
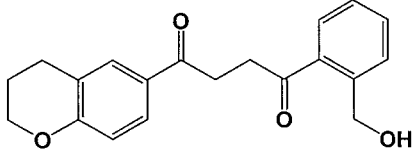
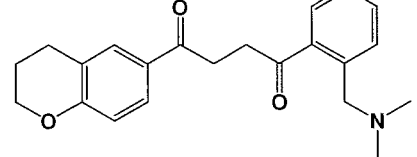
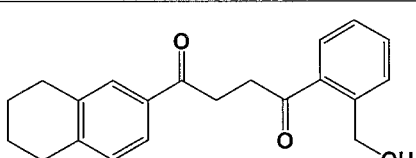
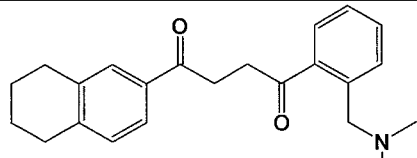
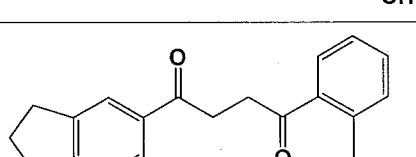
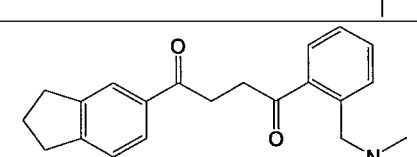
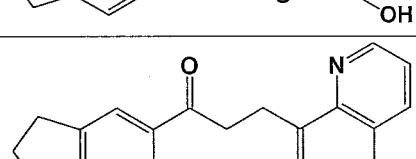
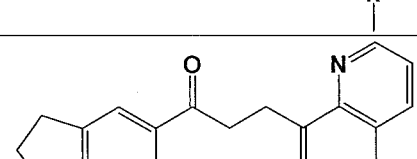
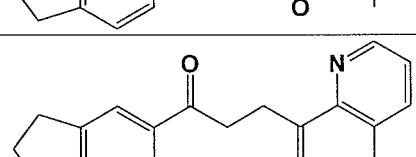
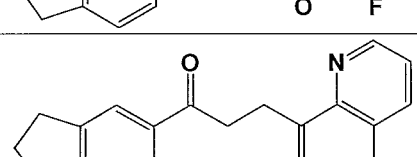
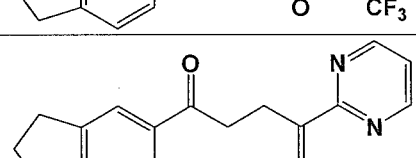
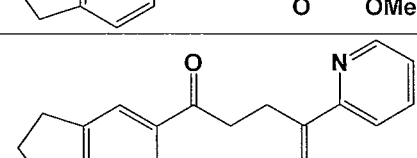
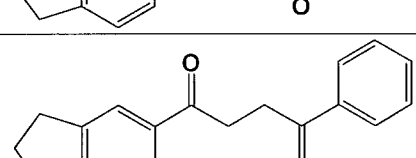
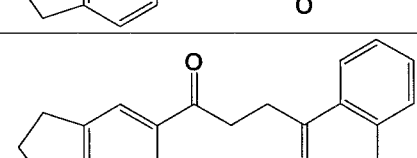
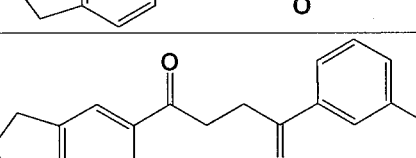
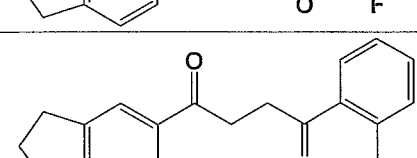
645		646	
647		648	
649		650	
651		652	
653		654	
655		656	
657		658	
659		660	
661		662	
663		664	

665		666	
667		668	
669		670	
671		672	
673		674	
675		676	
677		678	
679		680	
681		682	
683		684	

685		686	
687		688	
689		690	
691		692	
693		694	
695		696	
697		698	
699		700	
701		702	
703		704	

705		706	
707		708	
709		710	
711		712	
713		714	
715		716	
717		718	
719		720	
721		722	

723		724	
725		726	
727		728	
729		730	
731		732	
733		734	
735		736	
737		738	
739		740	
741		742	

743		744	
745		746	
747		748	
749		750	
751		752	
753		754	
755		756	
757		758	
759		760	
761		762	

763		764	
765		766	
767		768	
769		770	
771		772	
773		774	
775		776	
777		778	
779		780	
781		782	
783		784	

785		786	
787		788	
789		790	
791		792	
793			

Administration and Pharmaceutical Compositions

[001478] Some embodiments include pharmaceutical compositions comprising: (a) a therapeutically effective amount of a compound provided herein, or its corresponding enantiomer, diastereoisomer or tautomer, or pharmaceutically acceptable salt thereof; and (b) a pharmaceutically acceptable carrier.

[001479] The compounds provided herein may also be useful in combination (administered together or sequentially) with other known agents.

[001480] Non-limiting examples of diseases which can be treated with a combination of a compound of Formula I, Ia, Ib, Ic, Id, Ie, If, Ig, Ih, Ii, II, IIa, IIb, IIc, IIId, IIe, IIIf, III, IIIa, IIIb, IIIc, IIId, and/or IV and other known agents are alopecia, idiopathic pulmonary fibrosis, sensorineural hearing loss (SNHL), spinal cord injury, osteoporosis, Alzheimer's disease, macular degeneration, and retinitis pigmentosa.

[001481] In some embodiments, alopecia can be treated with a combination of a compound of Formula I, Ia, Ib, Ic, Id, Ie, If, Ig, Ih, Ii, II, IIa, IIb, IIc, IIId, IIe, IIIf, III, IIIa, IIIb, IIIc, IIId, and/or IV and one or more of Minoxidil (Rogaine) and Finasteride (Propecia).

[001482] In some embodiments, a composition containing a compound of Formula I, **Ia**, **Ib**, **Ic**, **Id**, **Ie**, **If**, **Ig**, **Ih**, **Ii**, **II**, **IIa**, **IIb**, **IIc**, **IId**, **IIe**, **IIIf**, **III**, **IIIa**, **IIIb**, **IIIc**, **IIId**, and/or **IV** could be applied after a dermatologic surgeon transplants micrografts of skin containing hair follicles. In some embodiments, the micrografts are transplanted from from one area of the scalp to another.

[001483] In some embodiments, a composition containing a compound of Formula I, Ia, Ib, Ic, Id, Ie, If, Ig, Ih, Ii, II, IIa, IIb, IIc, IId, IIf, III, IIIa, IIIb, IIIc, IIId, and/or IV could be applied after scalp reduction, which is the surgical removal of scalp skin without hair, or after flap surgery, which involves moving the scalp with hair to an adjacent area that is lacking hair.

[001484] In some embodiments, idiopathic pulmonary fibrosis can be treated with a combination of a compound of Formula I, **Ia, Ib, Ic, Id, Ie, If, Ig, Ih, Ii, II, IIa, IIb, IIc, IId, IIf, III, IIIa, IIIb, IIIc, IIId**, and/or **IV** and one or more of: pirfenidone (Esbriet), prednisone, azathioprine, N-acetylcysteine, interferon gamma-1b, bosentan, Nintedanib (BIBF 1120), QAX576, and an anti-inflammatory agent such as a corticosteroids.

[001485] In some embodiments, sensorineural hearing loss (SNHL) can be treated with a combination of a compound of Formula I, **Ia, Ib, Ic, Id, Ie, If, Ig, Ih, Ii, II, IIa, IIb, IIc, IId, IIf, III, IIIa, IIIb, IIIc, IIId**, and/or **IV** and one or more of the following therapies: **(a)** hair cell regeneration using stem cell and gene therapy; **(b)** with hearing aids; **(c)** with cochlear implants; **(d)** with idebenone or combined with vitamin E; **(e)** with an anti-inflammatory agent such as a corticosteroid; or **(f)** with high doses of vitamins A, C, and E, and magnesium.

[001486] In some embodiments, spinal cord injury can be treated with a combination of a compound of Formula I, **Ia**, **Ib**, **Ic**, **Id**, **Ie**, **If**, **Ig**, **Ih**, **Ii**, **II**, **IIa**, **IIb**, **IIc**, **IIId**, **IIe**, **IIIf**, **III**, **IIIa**, **IIIb**, **IIIc**, **IIId**, and/or **IV** and one or more of the following therapies: (a) surgery to remove any bone fragments from the spinal canal and to stabilize the spine; (b) an anti-inflammatory agent such as a corticosteroid, such as methylprednisolone; (c) with physical therapy and/or mechanical devices; (d) with the promotion of axonal sprouting/regeneration by co-administration of hydrogels or self-

assembling nanofibers; (e) by co-administration of carbon nanotubes; or (f) by co-administration of poly-lactic acid microfibers.

[001487] In some instances, a compound according to Formula I, **Ia**, **Ib**, **Ic**, **Id**, **Ie**, **If**, **Ig**, **Ih**, **Ii**, **II**, **IIa**, **IIb**, **IIc**, **IId**, **IIe**, **IIf**, **III**, **IIIa**, **IIIb**, **IIIc**, **IIId**, and/or **IV** is administered in combination with one or more second therapeutic agents, e.g., therapeutic agents useful in the treatment of bone disorders or conditions described herein. For example, certain second therapeutic agents can promote tissue growth or infiltration, such as growth factors. Exemplary growth factors include, without limitation, epidermal growth factor (EGF), vascular endothelial growth factor (VEGF), fibroblast growth factor (FGF), platelet-derived growth factor (PDGF), transforming growth factors (TGFs), parathyroid hormone (PTH), leukemia inhibitory factor (LIF), and insulin-like growth factors (IGFs). Other second therapeutic agents can promote bone growth, such as bone morphogenetic proteins (U.S. Pat. No. 4,761,471; PCT Pub. WO 90/11366), osteogenin [Sampath, et al., *Proc. Natl. Acad. Sci. USA* (1987), 84(20), 7109-7113], NaF [Tencer, et al., *Journal of Biomedical Materials Research* (1989), 23(6), 571-589], and peptide sequences such as IKVAV [Tashiro, et al., *The Journal of Biological Chemistry* (1989), 264(27), 16174-16182].

[001488] In some embodiments, osteoporosis can be treated with a combination of a compound of Formula I, **Ia**, **Ib**, **Ic**, **Id**, **Ie**, **If**, **Ig**, **Ih**, **Ii**, **II**, **IIa**, **IIb**, **IIc**, **IId**, **IIe**, **IIf**, **III**, **IIIa**, **IIIb**, **IIIc**, **IIId**, and/or **IV** and one or more of: Alendronate (Fosamax), Risedronate (Actonel, Atelvia), Ibandronate (Boniva), Zoledronic acid (Reclast, Zometa), Teriparatide, Raloxifene, Denosumab, and strontium ranelate.

[001489] In some embodiments, osteoporosis can be treated with a combination of a compound of Formula I, **Ia**, **Ib**, **Ic**, **Id**, **Ie**, **If**, **Ig**, **Ih**, **Ii**, **II**, **IIa**, **IIb**, **IIc**, **IId**, **IIe**, **IIf**, **III**, **IIIa**, **IIIb**, **IIIc**, **IIId**, and/or **IV** and one or more of the following therapies: (a) systemic hormone therapy (e.g., estrogen); (b) estrogen in conjunction with progesterone and/or progestin; and (c) with exercise and/or nutritional changes (e.g., an increase in the intake of sources of calcium and vitamin D, and/or an increase in the intake of sources of vitamin D and/or vitamin K).

[001490] In some embodiments, Alzheimer's disease can be treated with a combination of a compound of Formula I, **Ia**, **Ib**, **Ic**, **Id**, **Ie**, **If**, **Ig**, **Ih**, **Ii**, **II**, **IIa**, **IIb**, **IIc**,

II_d, II_e, II_f, III, III_a, III_b, III_c, III_d, and/or **IV** and one or more of: cholinesterase inhibitors such as Donepezil (Aricept), Glutamine (Razadyne), and Rivastigmine (Exelon); memantine; or with production blockers to reduce the amount of beta-amyloid formed in the brain.

[001491] In some embodiments, a composition containing a compound of Formula **I, Ia, Ib, Ic, Id, Ie, If, Ig, Ih, Ii, II, II_a, II_b, II_c, II_d, II_e, II_f, III, III_a, III_b, III_c, III_d**, and/or **IV** could be combined with immunization strategies to prevent beta-amyloid from clumping into plaques and help the body clear it from the brain.

[001492] In some embodiments, macular degeneration can be treated with a combination of a compound of Formula **I, Ia, Ib, Ic, Id, Ie, If, Ig, Ih, Ii, II, II_a, II_b, II_c, II_d, II_e, II_f, III, III_a, III_b, III_c, III_d**, and/or **IV** and one or more of: Bevacizumab (Avastin), Ranibizumab (Lucentis), Pegaptanib (Macugen), or Aflibercept (Eylea).

[001493] In some embodiments, macular degeneration can be treated with a combination of a compound of Formula **I, Ia, Ib, Ic, Id, Ie, If, Ig, Ih, Ii, II, II_a, II_b, II_c, II_d, II_e, II_f, III, III_a, III_b, III_c, III_d**, and/or **IV** and one or more of the following therapies: (a) photodynamic therapy (PDT) (in some cases in combination with a compound like verteporfin (Visudyne)); (b) laser treatment; or (c) increased vitamin intake of antioxidant vitamins and/or zinc. The following vitamins are suggested: vitamin C, vitamin E, β -carotene (often as vitamin A), zinc (as zinc oxide), and copper.

[001494] In some embodiments, retinitis pigmentosa can be treated with a combination of a compound of Formula **I, Ia, Ib, Ic, Id, Ie, If, Ig, Ih, Ii, II, II_a, II_b, II_c, II_d, II_e, II_f, III, III_a, III_b, III_c, III_d**, and/or **IV** and one or more of the following active agents or therapies: (a) vitamin A palmitate; (b) the Argus II retinal implant; (c) UF-021 (Ocuseva); (d) stem cell and/or gene therapy; or (e) Pikachurin.

[001495] Administration of the compounds disclosed herein or the pharmaceutically acceptable salts thereof can be via any of the accepted modes of administration for agents that serve similar utilities including, but not limited to, orally, subcutaneously, intravenously, intralymphatic, intranasally, topically, transdermally, intraperitoneally, intramuscularly, intrapulmonarily, vaginally, rectally, otologically, neuro-otologically, intraocularly, subconjunctivally, via anterior eye chamber injection, intravitreally, intraperitoneally, intrathecally, intracystically, intrapleurally, via wound

irrigation, intrabuccally, intra-abdominally, intra-articularly, intra-aurally, intrabronchially, intracapsularly, intrameningeally, via inhalation, via endotracheal or endobronchial instillation, via direct instillation into pulmonary cavities, intraspinally, intrasynovially, intrathoracically, via thoracostomy irrigation, epidurally, intratympanically, intracisternally, intravascularly, intraventricularly, intraosseously, via irrigation of infected bone, or via application as part of any admixture with a prosthetic device. In some embodiments, a compound is administered orally or parenterally.

[001496] Compounds provided herein intended for pharmaceutical use may be administered as crystalline or amorphous products. Pharmaceutically acceptable compositions may include solid, semi-solid, liquid, solutions, colloidal, liposomes, emulsions, suspensions, complexes, coacervates and aerosols. Dosage forms, such as, e.g., tablets, capsules, powders, liquids, suspensions, suppositories, aerosols, implants, controlled release or the like, are provided herein. The dosage forms may be obtained, for example, as solid plugs, powders, or films by methods such as precipitation, crystallization, milling, grinding, supercritical fluid processing, coacervation, complex coacervation, encapsulation, emulsification, complexation, freeze drying, spray drying, or evaporative drying. Microwave or radio frequency drying may also be used. The compounds can also be administered in sustained or controlled release dosage forms, including depot injections, osmotic pumps, pills (tablets and/or capsules), transdermal (including electrotransport) patches, implants and the like, for prolonged and/or timed, pulsed administration at a predetermined rate.

[001497] Controlled-release systems can include a component selected from the group consisting of immediate release component(s), pulsatile release component(s), delayed release component(s), sustained release component(s), and combinations thereof. Systems may be in, for example, the form of a matrix, reservoir/membrane, osmotic pump, or hybrids thereof. In some embodiments, a controlled-release system can include compounds entrapped in or otherwise incorporated into or coupled with polymer carriers or polymeric devices, such as micelles, nanoparticles, microspheres, hydrogels, and other types of polymer carriers or devices. In some embodiments, the controlled-release system delivers a compound provided herein at a controlled rate for an extended period of time. In another embodiment, the controlled-release system localizes the action of a compound

by spatial placement near where the compound is needed. In another embodiment, the controlled release system includes targeted delivery of a compound to a particular cell type.

[001498] The compounds can be administered either alone or more typically in combination with a conventional pharmaceutical carrier, excipient, diluent, or the like. The term "excipient" is used herein to describe any ingredient other than the compound(s) provided herein. Pharmaceutically acceptable excipients include, but are not limited to, ion exchangers; alumina; aluminum stearate; lecithin; self-emulsifying drug delivery systems (SEDDS) such as d- α -tocopherol polyethylene glycol 1000 succinate; surfactants used in pharmaceutical dosage forms such as Tweens, poloxamers or other similar polymeric delivery matrices; serum proteins, such as human serum albumin; buffer substances such as phosphates, tris, glycine, sorbic acid, potassium sorbate, partial glyceride mixtures of saturated vegetable fatty acids, water, salts or electrolytes, such as protamine sulfate, disodium hydrogen phosphate, potassium hydrogen phosphate, sodium-chloride, zinc salts, colloidal silica, magnesium trisilicate, polyvinyl pyrrolidone, cellulose-based substances, polyethylene glycol, sodium carboxymethyl cellulose, polyacrylates, waxes, polyethylene-polyoxypropylene-block polymers, and wool fat. Cyclodextrins such as α -, β -, and γ -cyclodextrin, or chemically modified derivatives such as hydroxyalkylcyclodextrins, including 2- and 3-hydroxypropyl- β -cyclodextrins, or other solubilized derivatives can also be used to enhance delivery of compounds described herein. Dosage forms or compositions containing a compound as described herein in the range of 0.005% to 100% with the balance made up from non-toxic carrier may be prepared. The contemplated compositions may contain 0.001%-100% active ingredient, in one embodiment 0.1-95%, in another embodiment 75-85%, in a further embodiment 20-80%. Actual methods of preparing such dosage forms are known, or will be apparent, to those skilled in this art; for example, see *Remington: The Science and Practice of Pharmacy*, 22nd Edition (Pharmaceutical Press, London, UK, 2012).

[001499] In one embodiment, the compositions can take the form of a unit dosage form such as a pill or tablet and thus the composition may contain, along with the active ingredient, a diluent such as lactose, sucrose, dicalcium phosphate, or the like; a lubricant such as magnesium stearate or the like; and a binder such as starch, gum acacia,

polyvinylpyrrolidone, gelatin, cellulose, cellulose derivatives or the like. In another solid dosage form, a powder, marume, solution or suspension (*e.g.*, in propylene carbonate, vegetable oils, PEG's, poloxamer 124 or triglycerides) is encapsulated in a capsule (gelatin or cellulose base capsule) or as a dry powder. Unit dosage forms in which the two active ingredients are physically separated are also contemplated; *e.g.*, capsules with granules (or tablets in a capsule) of each drug; two-layer tablets; two-compartment gel caps, etc. Enteric coated or delayed release oral dosage forms are also contemplated.

[001500] In another preferred embodiment, compositions described herein are used as compound-eluting compositions (*e.g.*, controlled release) for a medical device including, but not limited to a temporary or permanent implant, sponge, polymer, or gel.

[001501] The implant according to an embodiment of the disclosure is an orthopedic implant including, but not limited to (i) a hip joint, (ii) screws, cannulated screws, nails, meshes, cages, wires, pins, intramedullary nails, rods, posts, anchors, and plates intended to join or attach bone fragments, pieces, or parts with each other, (iii) external skeletal fixators such as monolateral, multiplanar or hybrid fixators, (iv) implants intended for treatment of degenerative instabilities, fractures, tumors, and deformities in respect of the spine, (v) cranio-maxillofacial implants intended for treatment of fractures, reconstruction, and correction of deformities, of mandible, mid-face, or skull, (vi) surgical stents, collagen stents, intramedullary bone stents, (vii) anterior cruciate ligament (ACL) and/or posterior cruciate ligament (PCL) Reconstruction Systems, and (viii) dental implants.

[001502] Liquid pharmaceutically administrable compositions can, for example, be prepared by dissolving, dispersing, etc. a compound as provided herein and optional pharmaceutical adjuvants in a carrier (*e.g.*, water, saline, aqueous dextrose, glycerol, glycols, ethanol or the like) to form a solution, colloid, liposome, emulsion, complexes (including inclusion complexes), coacervate, or suspension. If desired, the pharmaceutical composition can also contain auxiliary substances such as wetting agents, emulsifying agents, co-solvents, solubilizing agents, pH buffering agents, and the like (*e.g.*, sodium acetate, sodium citrate, cyclodextrins and derivatives, sorbitan monolaurate, triethanolamine acetate, triethanolamine oleate, and the like).

[001503] In some embodiments, the unit dosage of compounds of Formula I, Ia, Ib, Ic, Id, Ie, If, Ig, Ih, Ii, II, IIa, IIb, IIc, IId, IId, IId, IId, and/or IV for oral systemic delivery is about 0.25 mg/Kg to about 50 mg/Kg.

[001504] In some embodiments, the unit dosage of compounds of Formula I, Ia, Ib, Ic, Id, Ie, If, Ig, Ih, Ii, II, IIa, IIb, IIc, IId, IId, IId, IId, and/or IV for systemic delivery is about 0.25 mg/Kg to about 20 mg/Kg.

[001505] In some embodiments, the unit dosage of compounds of Formula I, Ia, Ib, Ic, Id, Ie, If, Ig, Ih, Ii, II, IIa, IIb, IIc, IId, IId, IId, IId, and/or IV for local delivery is about 0.050 µg/Kg to about 50 µg/Kg.

[001506] In some embodiments, the unit dosage of compounds of Formula I, Ia, Ib, Ic, Id, Ie, If, Ig, Ih, Ii, II, IIa, IIb, IIc, IId, IId, IId, IId, and/or IV for topical delivery is about 0.1 µg/cm² to about 20 µg/cm².

[001507] In some embodiments, the unit dosage of compounds of Formula I, Ia, Ib, Ic, Id, Ie, If, Ig, Ih, Ii, II, IIa, IIb, IIc, IId, IId, IId, IId, and/or IV is about 1.0 µg/eye to about 1 mg/eye.

[001508] In some embodiments, the unit dosage of compounds of Formula I, Ia, Ib, Ic, Id, Ie, If, Ig, Ih, Ii, II, IIa, IIb, IIc, IId, IId, IId, IId, and/or IV loaded into a compound-eluting implant is about 0.1 µg/Kg to about 1 mg/Kg.

[001509] In some embodiments, the unit dosage of compounds of Formula I, Ia, Ib, Ic, Id, Ie, If, Ig, Ih, Ii, II, IIa, IIb, IIc, IId, IId, IId, IId, and/or IV for pulmonary delivery is about 1 µg/dose to about 15 mg/dose.

[001510] In some embodiments, the unit dosage of compounds of Formula I, Ia, Ib, Ic, Id, Ie, If, Ig, Ih, Ii, II, IIa, IIb, IIc, IId, IId, IId, IId, and/or IV for parenteral administration is about 0.05 mg/Kg to about 15 mg/Kg.

[001511] In some embodiments, the unit dosage of compounds of Formula I, Ia, Ib, Ic, Id, Ie, If, Ig, Ih, Ii, II, IIa, IIb, IIc, IId, IId, IId, IId, and/or IV is about 2.0 mg/Kg to about 13 mg/Kg in humans.

[001512] In some embodiments, the unit dosage of compounds of Formula I, Ia, Ib, Ic, Id, Ie, If, Ig, Ih, Ii, II, IIa, IIb, IIc, IId, IId, IId, IId, and/or IV is about 3.0 mg/Kg to about 12 mg/Kg in humans.

[001524] In some embodiments, the compositions are provided in dosage forms suitable for continuous dosage by intravenous infusion over a period of about 1 to about 96 hours.

[001525] In some embodiments, the compositions are provided in dosage forms suitable for continuous dosage by intravenous infusion over a period of about 1 to about 72 hours.

[001526] In some embodiments, the compositions are provided in dosage forms suitable for continuous dosage by intravenous infusion over a period of about 1 to about 48 hours.

[001527] In some embodiments, the compositions are provided in dosage forms suitable for continuous dosage by intravenous infusion over a period of about 1 to about 24 hours.

[001528] In some embodiments, the compositions are provided in dosage forms suitable for continuous dosage by intravenous infusion over a period of about 1 to about 12 hours.

[001529] In some embodiments, the compositions are provided in dosage forms suitable for continuous dosage by intravenous infusion over a period of about 1 to about 6 hours.

[001530] In some embodiments, these compositions can be administered by intravenous infusion to humans at doses of about 1.5 mg/m^2 to about 300 mg/m^2 .

[001531] In some embodiments, these compositions can be administered by intravenous infusion to humans at doses of about 1.5 mg/m^2 to about 200 mg/m^2 .

[001532] In some embodiments, these compositions can be administered by intravenous infusion to humans at doses of about 1.5 mg/m^2 to about 100 mg/m^2 .

[001533] In some embodiments, these compositions can be administered by intravenous infusion to humans at doses of about 1.0 mg/m^2 to about 50 mg/m^2 .

[001534] In some embodiments, these compositions can be administered by intravenous infusion to humans at doses of about 50 mg/m^2 to about 200 mg/m^2 .

[001535] In some embodiments, these compositions can be administered by intravenous infusion to humans at doses of about 75 mg/m^2 to about 175 mg/m^2 .

[001536] In some embodiments, these compositions can be administered by intravenous infusion to humans at doses of about 100 mg/m² to about 150 mg/m².

[001537] It is to be noted that concentrations and dosage values may also vary depending on the specific compound and the severity of the condition to be alleviated. It is to be further understood that for any particular patient, specific dosage regimens can be adjusted over time according to the individual need and the professional judgment of the person administering or supervising the administration of the compositions, and that the concentration ranges set forth herein are exemplary only and are not intended to limit the scope or practice of the claimed compositions.

[001538] In one embodiment, the compositions can be administered to the respiratory tract (including nasal and pulmonary) e.g., through a nebulizer, metered-dose inhalers, atomizer, mister, aerosol, dry powder inhaler, insufflator, liquid instillation, or other suitable device or technique.

[001539] In some embodiments, aerosols intended for delivery to the nasal mucosa are provided for inhalation through the nose. For delivery to the nasal cavities, inhaled particle sizes of about 5 to about 100 microns can be used, for example, particle sizes of about 10 to about 60 microns. For nasal delivery, a larger inhaled particle size can be used. In some embodiments, the larger particles may maximize impaction on the nasal mucosa or minimize or prevent pulmonary deposition of the administered formulation. In some embodiments, aerosols intended for delivery to the lungs are provided for inhalation through the nose or the mouth. For delivery to the lung, inhaled aerodynamic particle sizes of about less than 10 µm can be used, for example, an aerodynamic particle size of about 1 to about 10 microns can be used. Inhaled particles may be defined as liquid droplets containing dissolved compound, liquid droplets containing suspended compound particles (in cases where the compound is insoluble in the suspending medium), dry particles of pure compound, compound incorporated with excipients, liposomes, emulsions, colloidal systems, coacervates, aggregates of compound nanoparticles, or dry particles of a diluent which contain embedded compound nanoparticles.

[001540] In some embodiments, compounds of Formula I, Ia, Ib, Ic, Id, Ie, If, Ig, Ih, Ii, II, IIa, IIb, IIc, IId, IIf, III, IIIa, IIIb, IIIc, IIId, and/or IV disclosed

herein intended for respiratory delivery (either systemic or local) can be administered as aqueous formulations, as non-aqueous solutions or suspensions, as suspensions or solutions in halogenated hydrocarbon propellants with or without alcohol, as a colloidal system, as emulsions, coacervates, or as dry powders. Aqueous formulations may be aerosolized by liquid nebulizers employing either hydraulic or ultrasonic atomization or by modified micropump systems (like the soft mist inhalers, the Aerodose[®], or the AERx[®] systems). Propellant-based systems may use suitable pressurized metered-dose inhalers (pMDIs). Dry powders may use dry powder inhaler devices (DPIs), which are capable of dispersing the compound substance effectively. A desired particle size and distribution may be obtained by choosing an appropriate device.

[001541] In some embodiments, the compositions of Formula **I**, **Ia**, **Ib**, **Ic**, **Id**, **Ie**, **If**, **Ig**, **Ih**, **Ii**, **II**, **IIa**, **IIb**, **IIc**, **IId**, **IIf**, **III**, **IIIa**, **IIIb**, **IIIc**, **IIId**, and/or **IV** disclosed herein can be administered to the ear by various methods. For example, a round window catheter (e.g., U.S. Pat. Nos. 6,440,102 and 6,648,873) can be used.

[001542] Alternatively, formulations can be incorporated into a wick for use between the outer and middle ear (e.g., U.S. Pat. No. 6,120,484) or absorbed to collagen sponge or other solid support (e.g., U.S. Pat. No. 4,164,559).

[001543] If desired, formulations of the disclosure can be incorporated into a gel formulation (e.g., U.S. Pat. Nos. 4,474,752 and 6,911,211).

[001544] In some embodiments, compounds of Formula **I**, **Ia**, **Ib**, **Ic**, **Id**, **Ie**, **If**, **Ig**, **Ih**, **Ii**, **II**, **IIa**, **IIb**, **IIc**, **IId**, **IIf**, **III**, **IIIa**, **IIIb**, **IIIc**, **IIId**, and/or **IV** disclosed herein intended for delivery to the ear can be administered via an implanted pump and delivery system (e.g., through a needle directly into the middle or inner ear (cochlea) or through a cochlear implant stylet electrode channel or alternative prepared compound delivery channel such as but not limited to a needle through temporal bone into the cochlea).

[001545] Other options include delivery via a pump through a thin film coated onto a multichannel electrode or electrode with a specially imbedded compound delivery channel (pathways) carved into the thin film for this purpose. In other embodiments, a compound provided herein can be delivered from the reservoir of an external or internal implanted pumping system.

[001546] Formulations of the disclosure also can be administered to the ear by intratympanic injection into the middle ear, inner ear, or cochlea (e.g., U.S. Pat. No. 6,377,849 and Ser. No. 11/337,815).

[001547] Intratympanic injection of therapeutic agents is the technique of injecting a therapeutic agent behind the tympanic membrane into the middle and/or inner ear. In one embodiment, the formulations described herein are administered directly onto the round window membrane via transtympanic injection. In another embodiment, the ion channel modulating agent auris-acceptable formulations described herein are administered onto the round window membrane via a non-transtympanic approach to the inner ear. In additional embodiments, the formulations described herein are administered onto the round window membrane via a surgical approach to the round window membrane comprising modification of the crista fenestrae cochleae.

[001548] In some embodiments, the compounds of Formula I, Ia, Ib, Ic, Id, Ie, If, Ig, Ih, Ii, II, IIa, IIb, IIc, IId, IId, IId, IId, IId, IId, IId, IId, and/or IV are formulated into rectal compositions such as enemas, rectal gels, rectal foams, rectal aerosols, suppositories, jelly suppositories, or retention enemas, containing conventional suppository bases such as cocoa butter or other glycerides, as well as synthetic polymers such as polyvinylpyrrolidone, PEG (like PEG ointments), and the like.

[001549] Suppositories for rectal administration of the compound (either as a solution, colloid, suspension, or a complex) can be prepared by mixing the compound with a suitable non-irritating excipient that is solid at ordinary temperatures but liquid at the rectal temperature and will therefore melt or erode/dissolve in the rectum and release the compound. Such materials include cocoa butter, glycerinated gelatin, hydrogenated vegetable oils, poloxamers, mixtures of polyethylene glycols of various molecular weights and fatty acid esters of polyethylene glycol.

[001550] Solid compositions can be provided in various different types of dosage forms, depending on the physicochemical properties of the compound, the desired dissolution rate, cost considerations, and other criteria. In one of the embodiments, the solid composition is a single unit. This implies that one unit dose of the compound is comprised in a single, physically shaped solid form or article. In other words, the solid

composition is coherent, which is in contrast to a multiple unit dosage form, in which the units are incoherent.

[001551] Examples of single units which may be used as dosage forms for the solid composition include tablets, such as compressed tablets, film-like units, foil-like units, wafers, lyophilized matrix units, and the like. In some embodiments, the solid composition is a highly porous lyophilized form. Such lyophilizates, sometimes also called wafers or lyophilized tablets, can be useful for their rapid disintegration, which can allow for the rapid dissolution of the compound.

[001552] In some embodiments, the solid composition may also be formed as a multiple unit dosage form as defined above. Examples of multiple units are powders, granules, microparticles, pellets, mini-tablets, beads, lyophilized powders, and the like. In one embodiment, the solid composition is a lyophilized powder. Such a dispersed lyophilized system comprises a multitude of powder particles, and due to the lyophilization process used in the formation of the powder, each particle has an irregular, porous microstructure through which the powder is capable of absorbing water very rapidly, resulting in quick dissolution. Effervescent compositions are also contemplated to aid the quick dispersion and absorption of the compound.

[001553] Another type of multiparticulate system which is also capable of achieving rapid compound dissolution is that of powders, granules, or pellets from water-soluble excipients which are coated with the compound, so that the compound is located at the outer surface of the individual particles. In this type of system, a water-soluble low molecular weight excipient can be useful for preparing the cores of such coated particles, which can be subsequently coated with a coating composition comprising the compound and, in some cases, one or more additional excipients, such as a binder, a pore former, a saccharide, a sugar alcohol, a film-forming polymer, a plasticizer, or other excipients used in pharmaceutical coating compositions.

[001554] Also provided herein are kits. Typically, a kit includes one or more compounds or compositions as described herein. In certain embodiments, a kit can include one or more delivery systems, e.g., for delivering or administering a compound as provided herein, and directions for use of the kit (e.g., instructions for treating a patient). In another embodiment, the kit can include a compound or composition as described

herein and a label that indicates that the contents are to be administered to a patient with one or more of osteoporosis and osteoarthropathy; osteogenesis imperfecta, bone defects, bone fractures, periodontal disease, otosclerosis, wound healing, craniofacial defects, oncolytic bone disease, traumatic brain injuries related to the differentiation and development of the central nervous system, comprising Parkinson's disease, strokes, ischemic cerebral disease, epilepsy, Alzheimer's disease, depression, bipolar disorder, schizophrenia; otic disorders like cochlear hair cell loss; eye diseases including, but not limited to, wet age-related macular degeneration, dry age-related macular degeneration, geographic atrophy, diabetic retinopathy, diabetic macular edema, retinal detachment, retinal degeneration, retinal vein occlusion, retinopathy of prematurity, retinitis pigmentosa, retinopathies, Leber congenital amaurosis and glaucoma, and diseases related to differentiation and growth of stem cell, comprising hair loss, hematopoiesis related diseases, tissue regeneration related diseases, and other diseases associated with abnormalities in development, stem cell differentiation and cell proliferation.

[001555] In some embodiments, a compound-eluting coating or a controlled release system comprising a compound of Formula **I**, **Ia**, **Ib**, **Ic**, **Id**, **Ie**, **If**, **Ig**, **Ih**, **Ii**, **II**, **IIa**, **IIb**, **IIc**, **IId**, **IIf**, **III**, **IIIa**, **IIIb**, **IIIc**, **IIId**, and/or **IV**, or a pharmaceutically acceptable salt thereof, is provided herein.

[001556] In some embodiments, a medical device comprising a compound of Formula I, **Ia, Ib, Ic, Id, Ie, If, Ig, Ih, Ii, II, IIa, IIb, IIc, IId, IIf, III, IIIa, IIIb, IIIc, IIId**, and/or **IV**, or a pharmaceutically acceptable salt thereof, is provided herein.

[001557] In some embodiments, an implant, sponge, polymer, ointment, cream or gel composition suitable for *in vivo* use comprising a compound of Formula I, **Ia**, **Ib**, **Ic**, **Id**, **Ie**, **If**, **Ig**, **Ih**, **Ii**, **II**, **IIa**, **IIb**, **IIc**, **IId**, **IIf**, **III**, **IIIa**, **IIIb**, **IIIc**, **IIId**, and/or **IV**, or a pharmaceutically acceptable salt thereof, is provided herein.

Methods of Treatment

[001558] The compounds and compositions provided herein can be used as activators of one or more members of the Wnt pathway, including one or more Wnt proteins, and thus can be used to treat a variety of disorders and diseases in which aberrant Wnt signaling is implicated, such as osteoporosis and osteoarthropathy;

osteogenesis imperfecta, bone defects, bone fractures, periodontal disease, otosclerosis, wound healing, craniofacial defects, oncolytic bone disease, traumatic brain injuries related to the differentiation and development of the central nervous system, comprising Parkinson's disease, strokes, ischemic cerebral disease, epilepsy, Alzheimer's disease, depression, bipolar disorder, schizophrenia; eye diseases including, but not limited to, wet age-related macular degeneration, dry age-related macular degeneration, geographic atrophy, diabetic retinopathy, diabetic macular edema, retinal detachment, retinal degeneration, retinal vein occlusion, retinopathy of prematurity, retinitis pigmentosa, retinopathies, Leber congenital amaurosis and glaucoma and diseases related to differentiation and growth of stem cell, comprising hair loss, hematopoiesis related diseases, tissue regeneration related diseases and other diseases associated with abnormalities in development, stem cell differentiation and cell proliferation.

[001559] With respect to hair loss, the canonical *Wnt*/ β -catenin signaling pathway has been linked to hair follicle development and regeneration. Accordingly, the compounds and compositions described herein may be used topically to treat hair loss by modulation of the *Wnt*/ β -catenin signaling pathway.

[001560] With respect to neurodegenerative diseases, *Wnt*/ β -catenin signal transduction system plays a role in the differentiation and development of nerve cells for the central nervous system. Consequently, the compounds and compositions described herein may be used to reactivate lost *Wnt* signaling function involved in neurodegeneration.

[001561] Other neurodegenerative diseases can also be treated with the compounds and compositions described herein.

[001562] More particularly, neurodegenerative diseases that may be treated by the compound, compositions and methods described herein include, but are not limited to, the following:

Parkinson's disease, schizophrenia, Huntington's disease, amyotrophic lateral sclerosis (Lou Gehrig's disease), primary lateral sclerosis (PLS), progressive muscular atrophy (PMA), bipolar disorder, depression, strokes, spinal cord injury, ischemic cerebral disease, epilepsy, brain damage, and spinocerebellar ataxia type 1(SCA1).

[001572] In some embodiments, the disorder or disease is related to differentiation and growth of stem cells such as hair loss, hematopoiesis related diseases, tissue regeneration related diseases and other diseases associated with abnormalities in development, stem cell differentiation, and cell proliferation.

[001574] In some embodiments, the patient is a mammal. In some embodiments, the patient is a human.

[001576] In some embodiments, a compound of Formula I, **Ia, Ib, Ic, Id, Ie, If, Ig, Ih, Ii, II, IIa, IIb, IIc, IId, IIf, III, IIIa, IIIb, IIIc, IIId**, and/or **IV** activates signaling induced by one or more Wnt proteins.

[001578] In some embodiments, a pharmaceutical composition provided herein comprises a therapeutically effective amount of a compound of Formula **I**, **Ia**, **Ib**, **Ic**, **Id**, **Ie**, **If**, **Ig**, **Ih**, **Ii**, **II**, **IIa**, **IIb**, **IIc**, **IId**, **IIf**, **III**, **IIIa**, **IIIb**, **IIIc**, **IIId**, and/or **IV**, or a pharmaceutically acceptable salt thereof, and a pharmaceutically acceptable excipient.

185

EXAMPLES

Compound preparation

[001580] The starting materials used in preparing the compounds of the disclosure are known, made by known methods, or are commercially available. It will be apparent to the skilled artisan that methods for preparing precursors and those compounds functionality related to the compounds provided herein are generally described in the literature. The skilled artisan given the literature and this disclosure is well equipped to prepare any of the compounds.

[001581] It is recognized that the skilled artisan in the art of organic chemistry can readily carry out manipulations without further direction, that is, it is well within the scope and practice of the skilled artisan to carry out these manipulations. These include reduction of carbonyl compounds to their corresponding alcohols, oxidations, acylations, aromatic substitutions, both electrophilic and nucleophilic, etherifications, esterification and saponification and the like. These manipulations are discussed in standard texts such as *March's Advanced Organic Chemistry: Reactions, Mechanisms, and Structure* 7th Ed., John Wiley & Sons (2013), Carey and Sundberg, *Advanced Organic Chemistry* 5th Ed., Springer (2007), *Comprehensive Organic Transformations: A Guide to Functional Group Transformations*, 2nd Ed., John Wiley & Sons (1999) and the like.

[001582] The skilled artisan will readily appreciate that certain reactions are best carried out when other functionality is masked or protected in the molecule, thus avoiding any undesirable side reactions and/or increasing the yield of the reaction. Often the skilled artisan utilizes protecting groups to accomplish such increased yields or to avoid the undesired reactions. These reactions are found in the literature and are also well within the scope of the skilled artisan. Examples of many of these manipulations can be found for example in T. Greene and P. Wuts *Protective Groups in Organic Synthesis*, 4th Ed., John Wiley & Sons (2007).

[001583] Trademarks used herein are examples only and reflect illustrative materials used at the time of the invention. The skilled artisan will recognize that variations in lot, manufacturing processes, and the like, are expected. Hence the examples, and the trademarks used in them are non-limiting, but are merely an

illustration of how a skilled artisan may choose to perform one or more of the embodiments of the disclosure.

[001584] (^1H) nuclear magnetic resonance spectra (NMR) were measured in the indicated solvents on a Bruker NMR spectrometer (Avance TM DRX300, 300 MHz for ^1H or Avance TM DRX500, 500 MHz for ^1H) or Varian NMR spectrometer (Mercury 400BB, 400 MHz for ^1H). Peak positions are expressed in parts per million (ppm) downfield from tetramethylsilane. The peak multiplicities are denoted as follows, s, singlet; d, doublet; t, triplet; q, quartet; ABq, AB quartet; quin, quintet; sex, sextet; sep, septet; non, nonet; dd, doublet of doublets; ddd, doublet of doublets of doublets; d/ABq, doublet of AB quartet; dt, doublet of triplets; td, triplet of doublets; dq, doublet of quartets; m, multiplet.

[001585] The following abbreviations have the indicated meanings:

Ac_2O = acetic anhydride

BBr_3 = boron tribromide

$\text{BF}_3 \cdot \text{Et}_2\text{O}$ = boron trifluoride ethyl etherate

Boc_2O = di-*t*-butyl dicarbonate

$\text{B}(\text{OiPr})_3$ = boron tri-isopropoxide

brine = saturated aqueous sodium chloride

CDCl_3 = deuterated chloroform

$\text{CH}(\text{OMe})_3$ = trimethyl orthoformate

Cs_2CO_3 = cesium carbonate

CuBr_2 = copper(II) bromide

CuI = copper(I) iodide or cuprous iodide

DCM = dichloromethane

DMAP = 4-dimethylaminopyridine

DMF = dimethylformamide

DMSO-d_6 = deuterated dimethylsulfoxide

ESIMS = electron spray mass spectrometry

EtOAc = ethyl acetate

HCl = hydrochloric acid

HOAc = acetic acid

HPLC = high-performance liquid chromatography

K₂CO₃ = potassium carbonate

LAH = lithium aluminium hydride

m-CPBA = meta-chloroperoxybenzoic acid

MeCN = acetonitrile

MeOH = methanol

MgSO₄ = magnesium sulfate

NaH = sodium hydride

NBS = N-bromosuccinimide

NMR = nuclear magnetic resonance

Pd(Ph₃)₄ = tetrakis(triphenylphosphorus) palladium(0)

PE = petroleum ether

POCl₃ = phosphorus oxychloride

TEA = triethylamine

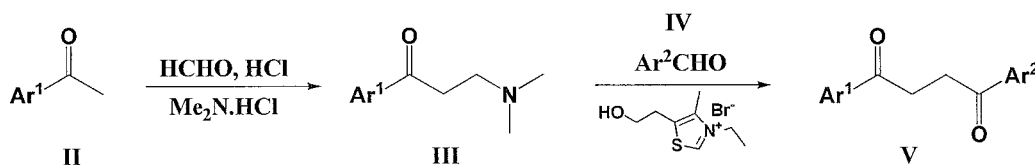
THF = tetrahydrofuran

TLC = thin layer chromatography

[001586] The following example schemes are provided for the guidance of the reader, and collectively represent exemplary methods for making the compounds provided herein. Furthermore, other methods for preparing compounds of the disclosure will be readily apparent to the person of ordinary skill in the art in light of the following reaction schemes and examples. The skilled artisan is thoroughly equipped to prepare these compounds by those methods given the literature and this disclosure. The compound numberings used in the synthetic schemes depicted below are meant for those specific schemes only, and should not be construed as or confused with the same numberings in other sections of the disclosure. Unless otherwise indicated, all variables are as defined above.

General procedures

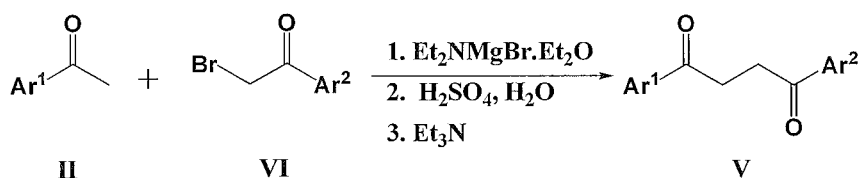
[001587] Compounds of Formula I, Ia, Ib, Ic, Id, Ie, If, Ig, Ih, Ii, II, IIa, IIb, IIc, IId, IId, IId, IId, III, IIIa, IIIb, IIIc, IIId, and/or IV of the present disclosure can be prepared as depicted in Scheme 1.



Scheme 1

[001588] Scheme 1 describes a method for the preparation of unsubstituted 1,4-diketones derivatives (V) by the modified Stetter reaction of a Mannich base as a vinyl ketone precursor with aldehyde. The Mannich base is formed by first reacting an aryl methyl ketone (II) with paraformaldehyde and dimethylamine hydrochloride to form the 3-dimethylamino-propan-1-one (III). Next, Mannich base (III) was reacted with various aryl aldehydes (IV) under standard Stetter conditions using a thiazolium salt as the catalyst yields unsubstituted 1,4-diketone derivatives (V).

[001589] Compounds of Formula I, Ia, Ib, Ic, Id, Ie, If, Ig, Ih, Ii, II, IIa, IIb, IIc, IId, IId, IId, IId, III, IIIa, IIIb, IIIc, IIId, and/or IV of the present disclosure can also be prepared from a methyl ketone and α -bromo ketone as depicted in Scheme 2.

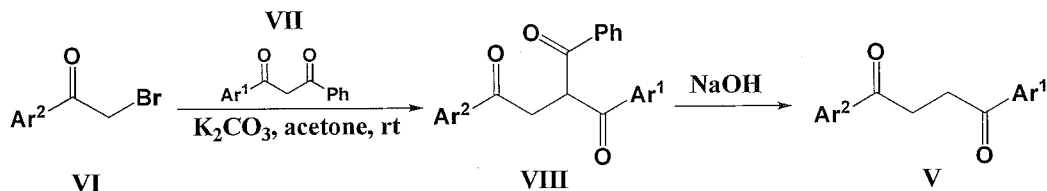


Scheme 2

[001590] Scheme 2 describes a method for the preparation of 1,4-diketones derivatives (V) by the method of Kel'in and Kulinkovich [*Synthesis* (1996), (3), 330-2] which is based on the application of magnesium reagents in the cross-aldol condensation of aryl methyl ketones with α -bromo ketones. An aryl methyl ketone (II) is reacted with a

substituted α -bromo ketone (VI) in the presence of diethylamidomagnesium bromide and acid followed by treatment with TEA to produce the desired 1,4-diketone derivatives (V).

[001591] Compounds of Formula I, Ia, Ib, Ic, Id, Ie, If, Ig, Ih, Ii, II, IIa, IIb, IIc, IId, IId, IIe, IIc, III, IIIa, IIIb, IIIc, IIId, and/or IV of the present disclosure can also be prepared from an α -bromo ketone and a 1,3-diketone as depicted in Scheme 3.

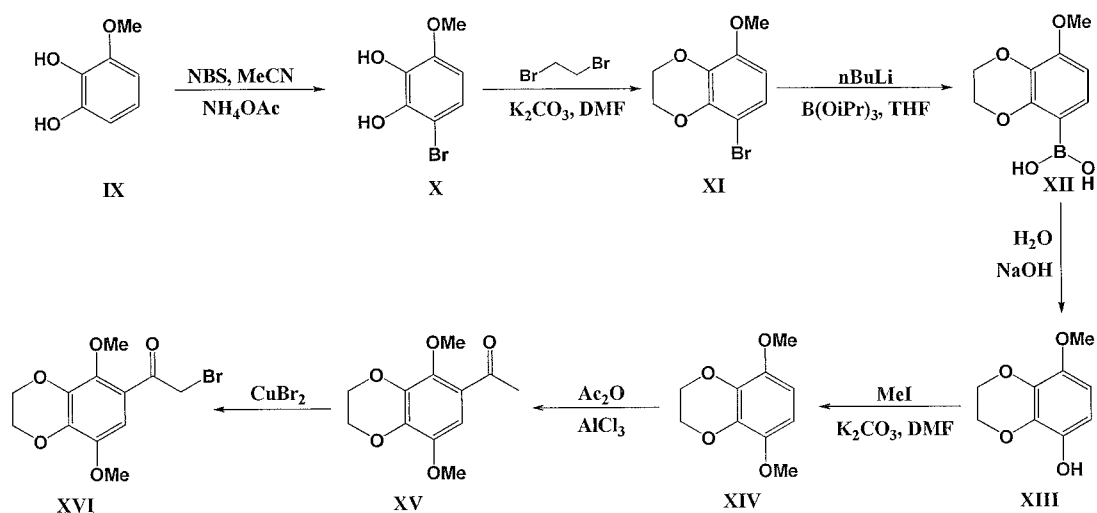


Scheme 3

[001592] Scheme 3 describes a method for preparation of unsubstituted 1,4-diketones derivatives (V) by first reacting an α -bromo ketone (VI) with a 1,3-diketone in the presence of a mild base to form the triketone (VIII). Next, the triketone (VIII) was debenzoylated with strong base to yield unsubstituted 1,4-diketone derivatives (V).

Illustrative Compound Examples

[001593] Preparation of intermediate (XVI) is depicted below in Scheme 4.



Scheme 4

Step 1

[001594] To a solution of 3-methoxybenzene-1,2-diol (**IX**) (15 g, 0.107 mol), and NH_4OAc (0.83 g, 10.7 mmol) in MeCN (500 mL) was added NBS (20 g, 0.112 mol) portion wise at room temperature and stirred for an hour. The reaction mixture was concentrated under vacuum, diluted with EtOAc (300 mL), washed with an aqueous solution of 50% NaHSO_3 (200 mL), and brine (200 mL). The EtOAc layer was dried over anhydrous Na_2SO_4 , concentrated under vacuum and purified on a silica gel column (100% DCM) to give 3-bromo-6-methoxybenzene-1,2-diol (**X**) (18 g, 82.2 mmol, 76% yield) as a white solid. ^1H NMR (CDCl_3 , 500 MHz) δ ppm 3.87 (s, 3H), 5.54 (s, 1H), 5.60 (s, 1H), 6.42 (d, $J=8.78\text{Hz}$, 1H), 6.98 (d, $J=8.78\text{Hz}$, 1H).

Step 2

[001595] To a solution of 3-bromo-6-methoxybenzene-1,2-diol (**X**) (18 g, 82.2 mmol), K_2CO_3 (25 g, 0.18 mol) and 1,2-dibromoethane (18.53 g, 0.986 mmol) in DMF (100 mL) was stirred at 100°C for 2 h. The reaction mixture was diluted with water (300 mL) and extracted with EtOAc (3 x 200 mL). The combined organic layers were washed with brine (2 x 100 mL), dried over Na_2SO_4 , and concentrated under vacuum. The residue was purified by column chromatography on silica gel (100% DCM) to produce 5-bromo-8-methoxy-2,3-dihydrobenzo[*b*][1,4]dioxine (**XI**) (16 g, 65.3 mmol, 80% yield) as a white solid. ^1H NMR (CDCl_3 , 500 MHz) δ ppm 3.86 (s, 3H), 4.35 (dd, $J=13.05\text{Hz}$, 4.27Hz, 4H), 6.42 (d, $J=8.78\text{Hz}$, 1H), 7.03 (d, $J=8.78\text{Hz}$, 1H).

Step 3

[001596] To a solution of 5-bromo-8-methoxy-2,3-dihydrobenzo[*b*][1,4]dioxine (**XI**) (16 g, 65.3 mmol) in anhydrous THF (150 mL) was slowly added n-butyllithium (31.5 mL, 78.4 mmol) dropwise at -78°C . This mixture was stirred at -78°C for an hour before adding triisopropylborate (14.8 g, 78.4 mmol) dropwise. The reaction was allowed warm to room temperature and stir overnight before quenching with 2N HCl (100 mL). The mixture was extracted with EtOAc (2 x 200 mL). The combined organic layers were washed with brine, dried over anhydrous Na_2SO_4 and concentrated under vacuum. The

crude solid was recrystallized with EtOAc/PE to yield 8-methoxy-2,3-dihydrobenzo[*b*][1,4]dioxin-5-ylboronic acid (**XII**) (12 g, 57.1 mmol, 87.5% yield) as a white solid. ¹H NMR (CDCl₃, 500 MHz) δ ppm 3.91 (s, 3H), 4.30-4.44 (m, 4H), 5.46 (s, 2H), 6.58 (d, *J*=8.28Hz, 1H), 7.36 (d, *J*=8.28Hz, 1H).

Step 4

[001597] To a solution of 8-methoxy-2,3-dihydrobenzo[*b*][1,4]dioxin-5-ylboronic acid (**XII**) (12 g, 57.14 mmol) in water (60 mL) and THF (60 mL) was added NaOH (4 g, 0.1 mmol) at 0°C and stirred for 20 min. To this clear solution was added H₂O₂ (19.4 mL, 0.17 mol) dropwise at 0°C. The reaction mixture was quenched with 50% aqueous NaHSO₃ (100 mL), water (50 mL), and extracted with EtOAc (2 x 200 mL). The EtOAc layer was washed with brine, dried over anhydrous Na₂SO₄ and concentrated to give crude 8-methoxy-2,3-dihydrobenzo[*b*][1,4]dioxin-5-ol (**XIII**) (12 g, 57.1 mmol, quantitative yield). The crude product was used for the next step without any additional purification.

Step 5

[001598] A solution of 8-methoxy-2,3-dihydrobenzo[*b*][1,4]dioxin-5-ol (**XIII**), K₂CO₃ (10 g, 70.9 mmol), and MeI (16g, 0.19mmol) in DMF (50 mL) was stirred at 40°C for 5 h. This reaction mixture was cooled, diluted with water (150 mL), and extracted with EtOAc (2 x 100 mL). The combined organic layers were washed with brine, dried over anhydrous Na₂SO₄, concentrated under vacuum, and purified using a silica gel column (20%EtOAc/PE) to give 5,8-dimethoxy-2,3-dihydrobenzo[*b*][1,4]dioxine (**XIV**) (3 g, 15.3 mmol, 50% yield) as a yellow oil. ¹H NMR (CDCl₃, 500 MHz) δ ppm 3.84 (s, 6H), 4.34 (s, 4H), 6.40 (s, 2H).

Step 6

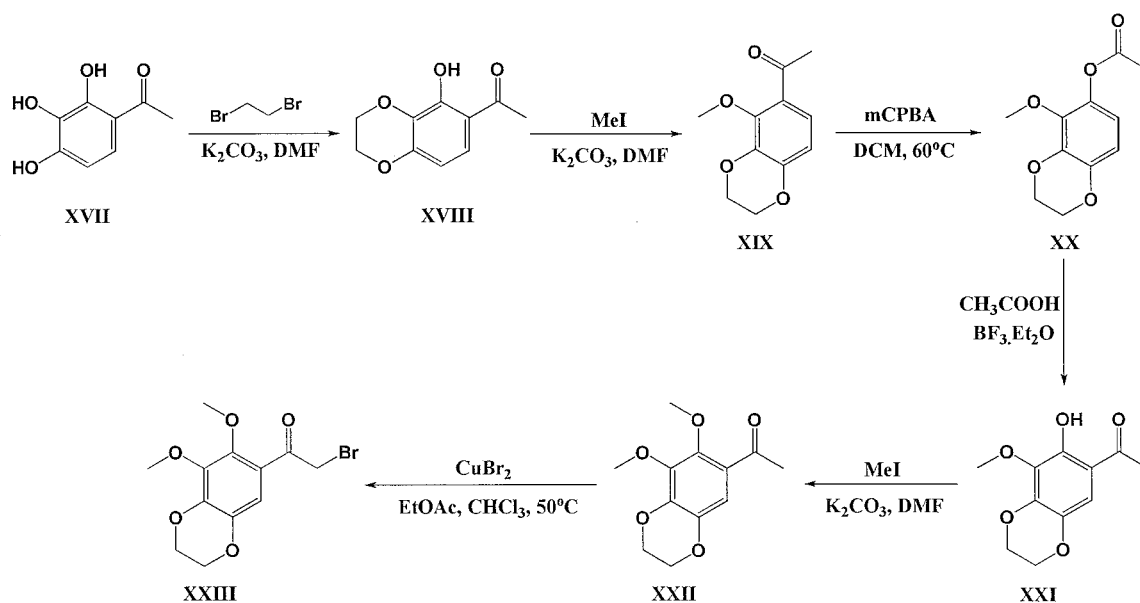
[001599] A solution of 5,8-dimethoxy-2,3-dihydrobenzo[*b*][1,4]dioxine (**XIV**) (0.75 g, 3.82 mmol), ZnCl₂ (3.13 g, 23 mmol) and Ac₂O in CH₃NO₂ (25 mL) was stirred at 50°C for 1 h. The reaction mixture was cooled, diluted with EtOAc (100 mL), and

washed with brine (30 mL). The EtOAc layer was dried over anhydrous Na_2SO_4 and concentrated under vacuum. The residue was purified by the silica gel column (20% EtOAc/PE) to give 1-(5,8-dimethoxy-2,3-dihydrobenzo[*b*][1,4]dioxin-6-yl)ethanone (**XV**) (800 mg, 3.36 mmol, 88% yield) as a white solid. ^1H NMR (CDCl_3 , 500 MHz) δ ppm 2.64 (s, 3H), 3.89 (d, $J=3.26\text{Hz}$, 6H), 4.37 (dd, $J=14.56\text{Hz}$, 4.77Hz, 4H), 6.96 (s, 1H).

Step 7

[001600] A solution of 1-(5,8-dimethoxy-2,3-dihydrobenzo[*b*][1,4]dioxin-6-yl)ethanone (**XV**) (800 mg, 3.36 mmol), CuBr_2 (1.13 g, 5.04 mmol) in EtOAc (20 mL), CHCl_3 (20 mL) and MeOH (1 mL) was stirred at 50-60°C for 5 h. This reaction mixture was cooled, diluted with sat aqueous NH_4Cl solution (30 mL), and extracted with EtOAc (50 mL). The organic layer was washed with brine, dried over anhydrous Na_2SO_4 , and concentrated under vacuum to give a crude 2-bromo-1-(5,8-dimethoxy-2,3-dihydrobenzo[*b*][1,4]dioxin-6-yl)ethanone (**XVI**) (1.1 g, 3.47 mmol). The crude product was used for the next step without any additional purification.

[001601] Preparation of intermediate (**XXIII**) is depicted below in Scheme 5.



Scheme 5

Step 1

[001602] A solution of 1-(2,3,4-trihydroxyphenyl)ethanone (**XVII**) (30 g, 0.18 mol), 1,2-dibromoethane (33.52 g, 0.18 mol), and K₂CO₃ (74 g, 0.53 mol) in DMF (200 mL) was stirred at 100°C for 2 h under N₂. The black reaction mixture was cooled, diluted with water (1000 mL), and extracted with 40% EtOAc/PE (3 x 300 mL). The combined organic layers were washed with brine (3 x 50 mL), dried over Na₂SO₄ and concentrated under vacuum to give 1-(5-hydroxy-2,3-dihydrobenzo[*b*][1,4]dioxin-6-yl)ethanone (**XVIII**) (11g, 56.6 mmol, 33% yield) as a yellow solid. ¹H NMR (CDCl₃, 500 MHz) δ ppm 2.58 (s, 3H), 4.35 (s, 4H), 6.45 (d, *J*=8.78Hz, 1H), 7.28 (d, *J*=9.03Hz, 1H), 12.86 (s, 1H).

Step 2

[001603] A solution of 1-(5-hydroxy-2,3-dihydrobenzo[*b*][1,4]dioxin-6-yl)ethanone (**XVIII**) (11 g, 56.65 mmol), K₂CO₃ (15.6 g, 0.113 mol) and MeI (16 g, 0.113 mol) DMF (80 mL) was stirred at room temperature for 18 h. This reaction mixture was diluted with water (300 mL), and extracted with 20% EtOAc/PE (2 x 200 mL). The combined organic layers were washed with brine (2 x 100 mL), dried with Na₂SO₄, and concentrated under vacuum to give 1-(5-methoxy-2,3-dihydrobenzo[*b*][1,4]dioxin-6-yl)ethanone (**XIX**) (11 g, 52.8 mmol, 94% yield) as a yellow oil. ¹H NMR (CDCl₃, 500 MHz) δ ppm 2.60 (s, 3H), 3.93 (s, 3H), 4.32 (s, 4H), 6.67 (d, *J*=8.78Hz, 1H), 7.31 (d, *J*=9.03Hz, 1H).

Step 3

[001604] A solution of 1-(5-methoxy-2,3-dihydrobenzo[*b*][1,4]dioxin-6-yl)ethanone (**XIX**) (11 g, 53 mmol) and m-CPBA (55g, 0.23mol), in DCM (120 mL), was heated to 50-60°C for 18 h. This reaction mixture was cooled and filtered. The filtrate was diluted with DCM (250 mL) and washed with a 50% aqueous NaHSO₃ solution (200 mL), sat NaHCO₃ (200 mL) and brine. The DCM layer was dried over anhydrous Na₂SO₄ and concentrated under vacuum, purified by column chromatography on silica gel (20% EtOAc/PE) to give 5-methoxy-2,3-dihydrobenzo[*b*][1,4]dioxin-6-yl

acetate (**XX**) (6 g, 26.8 mmol, 55% yield) as a white solid. ^1H NMR (CDCl_3 , 500 MHz) δ ppm 2.31 (s, 3H), 3.85 (s, 3H), 4.19-4.43 (m, 4H), 6.49-6.56 (m, 1H), 6.58-6.65 (m, 1H).

Step 4

[001605] A solution of 5-methoxy-2,3-dihydrobenzo[*b*][1,4]dioxin-6-yl acetate (**XX**) (6 g, 26.8 mmol) in HOAc (3 mL), and $\text{BF}_3 \cdot \text{Et}_2\text{O}$ (6 mL) was stirred at 100°C for 2 h. The black reaction solution was cooled down, diluted with EtOAc (150 mL), washed with water (2 x 50 mL), sat NaHCO_3 solution (50 mL), and brine (50 mL). The EtOAc layer was dried over anhydrous Na_2SO_4 and concentrated under vacuum. The crude 1-(7-hydroxy-8-methoxy-2,3-dihydrobenzo[*b*][1,4]dioxin-6-yl)ethanone (**XXI**) was used directly for the next step without any additional purification.

Step 5

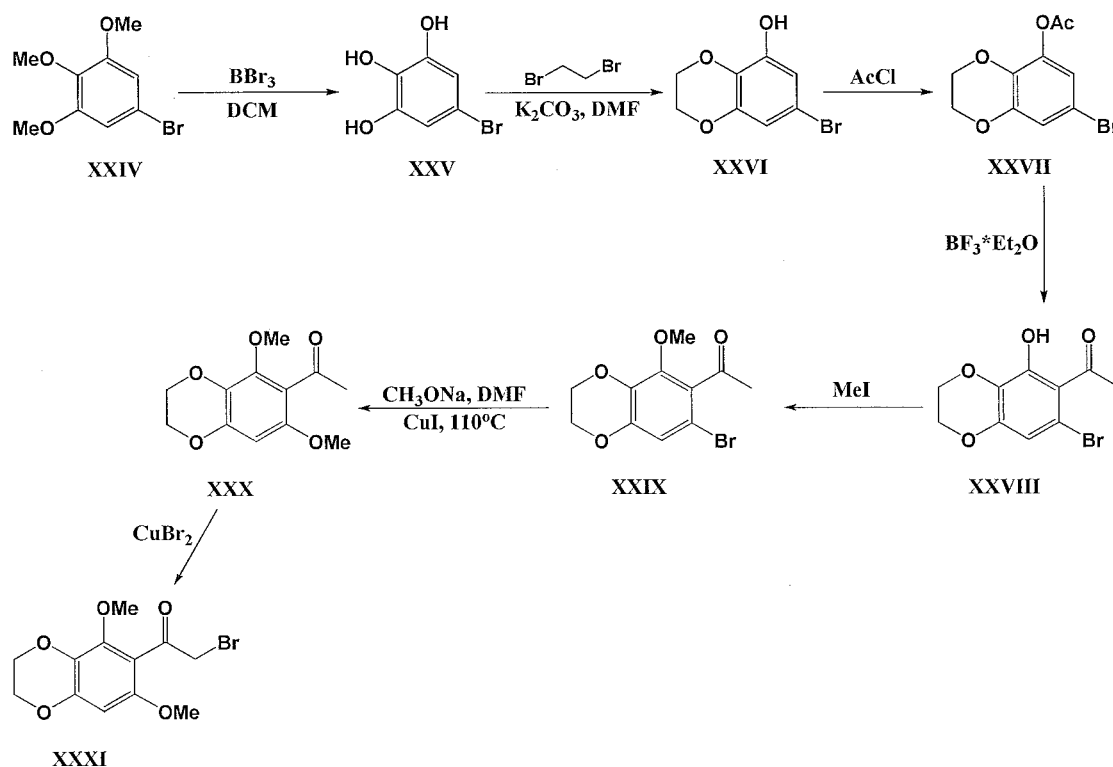
[001606] A solution of crude 1-(7-hydroxy-8-methoxy-2,3-dihydrobenzo[*b*][1,4]dioxin-6-yl)ethanone (**XXI**), K_2CO_3 (10 g, 70.9 mmol), and MeI (16g, 0.19mmol) in DMF (50 mL) was stirred at 40°C for 5 h. This reaction mixture was cooled, diluted with water (150 mL), and extracted with EtOAc (2 x 100 mL). The combined organic layers were washed with brine, dried over anhydrous Na_2SO_4 , concentrated under vacuum, and purified by column chromatography on silica gel (20% EtOAc/PE) to produce 1-(7,8-dimethoxy-2,3-dihydrobenzo[*b*][1,4]dioxin-6-yl)ethanone (**XXII**) (3 g, 12.6 mmol, 47.0% yield for two steps) as a yellow oil. ^1H NMR (CDCl_3 , 500 MHz) δ ppm 2.59 (s, 3H), 3.90 (d, $J=5.27\text{Hz}$, 6H), 4.17-4.27 (m, 2H), 4.28 - 4.41 (m, 2H), 7.09 (s, 1H).

Step 6

[001607] A solution of 1-(7,8-dimethoxy-2,3-dihydrobenzo[*b*][1,4]dioxin-6-yl)ethanone (**XXII**) (0.5 g, 2.1 mmol), and CuBr_2 (0.562 g, 2.5 mmol) in a mixture of EtOAc (20 mL), CHCl_3 (20 mL), and MeOH (1 mL) was stirred at $50\text{-}60^\circ\text{C}$ for 5 h. The reaction mixture was cooled, diluted with EtOAc (60 mL), washed with a sat aqueous NH_4Cl solution (30 mL), brine (30 mL), dried over anhydrous Na_2SO_4 and concentrated

under vacuum to give a crude 2-bromo-1-(7,8-dimethoxy-2,3-dihydrobenzo[*b*][1,4]dioxin-6-yl)ethanone (**XXIII**) as an oil (920 mg) which was used directly for the next step without any further purification.

[001608] Preparation of intermediate (**XXXII**) is depicted below in Scheme 6.



Scheme 6

Step 1

[001609] The mixture of 5-bromo-1,2,3-trimethoxybenzene (**XXIV**) (50 g, 0.2 mol) in anhydrous DCM (500 mL) was added BBr_3 (167.3 g, 0.66 mol) at -78°C dropwise while stirring. The black reaction mixture was allowed warm to room temperature and stir overnight. The reaction mixture was poured into ice water (1000 mL), and extracted with EtOAc (2 x 1000 mL). The EtOAc layers were dried over anhydrous Na_2SO_4 , and concentrated to give 5-bromobenzene-1,2,3-triol (**XXV**) as a pale solid. (40 g, 0.195 mol, 96.4% yield) ^1H NMR ($\text{DMSO}-d_6$, 400 MHz): δ ppm 6.40 (s, 1H), 9.28 (brs, 3H); ESIMS found $\text{C}_6\text{H}_5\text{BrO}_3$ m/z 205.0 ($\text{M}+\text{H}$).

Step 2

[001610] The mixture of 5-bromobenzene-1,2,3-triol (**XXV**) (20 g, 97.6 mmol), K_2CO_3 (23.8 g, 0.146 mol) and 1,2-dibromoethane (20.16 g, 107.3 mmol) in DMF (200 mL) was stirred at 100°C for 2 h. The reaction mixture was cooled and diluted with water (600 mL), extracted with 50% EtOAc/PE (3 x 400 mL). The combined organic layers were washed with brine (3 x 200 mL), dried over anhydrous Na_2SO_4 , and concentrated under vacuo. The residue was purified by column chromatography on silica gel (20% EtOAc/PE) to give 7-bromo-2,3-dihydrobenzo[*b*][1,4]dioxin-5-ol (**XXVI**) as a white solid. (4 g, 17.3 mmol, 17.7% yield) 1H NMR ($CDCl_3$, 400 MHz): δ ppm 4.19-4.38 (m, 4H), 5.37 (brs, 1H), 6.62 (d, $J=2.01$ Hz, 1H), 6.69 (d, $J=2.01$ Hz, 1H); ESIMS found $C_8H_7BrO_3$ m/z 230.9 (M+H).

Step 3

[001611] To the mixture of 7-bromo-2,3-dihydrobenzo[*b*][1,4]dioxin-5-ol (**XXVI**) (6 g, 26.0 mmol), and TEA (5.3 g, 52 mmol) in DCM (200 mL), was added acetyl chloride (3 g, 39 mmol) at 0°C dropwise which was then stirred at room temperature for 2 h. The reaction mixture was quenched with sat. aq. $NaHCO_3$ (200 mL), and the water layer was separated. The DCM was washed with brine (100 mL), dried over anhydrous Na_2SO_4 , and concentrated under vacuum. The residue was purified by column chromatography on silica gel (20% EtOAc/PE) to give 7-bromo-2,3-dihydrobenzo[*b*][1,4]dioxin-5-yl acetate (**XXVII**) as a white solid. (6.5 g, 23.8 mmol, 91.5% yield) 1H NMR ($CDCl_3$, 400 MHz): δ ppm 2.30 (s, 3H), 4.18-4.34 (m, 4H), 6.80 (d, $J=2.26$ Hz, 1H), 6.94 (d, $J=2.26$ Hz, 1H); ESIMS found $C_{10}H_9BrO_4$ m/z 272.9 (M+H).

Step 4

[001612] The mixture of 7-bromo-2,3-dihydrobenzo[*b*][1,4]dioxin-5-yl acetate (**XXVII**) (6 g, 22.0 mmol) in HOAc (20 mL), and $BF_3 \cdot Et_2O$ (20 mL) was stirred at 100°C for 3 h. The reaction solution was cooled, diluted with EtOAc (250 mL), washed with water (2 x 100 mL), sat. aq. $NaHCO_3$ solution (2 x 150 mL), and brine (100 mL). The EtOAc layer was dried over anhydrous Na_2SO_4 and concentrated. Crude 1-(7-bromo-

5-hydroxy-2,3-dihydrobenzo[*b*][1,4]dioxin-6-yl)ethan-1-one (**XXVIII**) was used for the next step directly without any purification. ESIMS found $C_{10}H_9BrO_4$ m/z 273.0 (M+H).

Step 5

[001613] A solution of the 1-(7-bromo-5-hydroxy-2,3-dihydrobenzo[*b*][1,4]dioxin-6-yl)ethan-1-one (**XXVIII**), K_2CO_3 (6.6 g, 47.6 mmol), and MeI (6.76 g, 47.6 mmol) in DMF (50 mL) was stirred at room temperature overnight. The reaction mixture was diluted with water (150 mL) and extracted with EtOAc (2 x 100 mL). The combined organic layers were washed with brine, dried over anhydrous Na_2SO_4 , concentrated under vacuum, and purified by column chromatography on silica gel (20% EtOAc/PE) to give 1-(7-bromo-5-methoxy-2,3-dihydrobenzo[*b*][1,4]dioxin-6-yl)ethan-1-one (**XXIX**) as a yellow oil. (3 g, 10.4 mmol, 47.5% yield for 2 steps) 1H NMR ($CDCl_3$, 400 MHz): δ ppm 2.50 (s, 3H), 3.83 (s, 3H), 4.20-4.37 (m, 4H), 6.87 (s, 1H); ESIMS found $C_{11}H_{11}BrO_4$ m/z 287.0 (M+H).

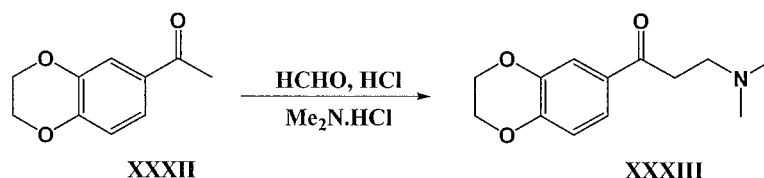
Step 6

[001614] A solution of 1-(7-bromo-5-methoxy-2,3-dihydrobenzo[*b*][1,4]dioxin-6-yl)ethan-1-one (**XXIX**) (800 mg, 2.79 mmol) in DMF:H₂O (95:5)(16 mL) was heated at 80°C for 30 minutes. To this solution was added a solution of 25% NaOMe (1.44 g of Na in 16 mL MeOH) in four portions. The temperature of the resulting solution was raised to 110°C followed by addition of the catalyst CuBr (112 mg, 0.8 mmol). The reaction mixture was heated under reflux for 6 h. The reaction was cooled and diluted with sat. aq. NH_4Cl (40 mL), extracted with EtOAc (2x). The combined EtOAc layers were dried over anhydrous Na_2SO_4 , concentrated, and purified by preparative TLC (10% EtOAc/PE) to give 1-(5,7-dimethoxy-2,3-dihydrobenzo[*b*][1,4]dioxin-6-yl)ethan-1-one (**XXX**) as a yellow oil. (70 mg, 0.294 mmol, 10.5% yield) 1H NMR ($CDCl_3$, 400 MHz): δ ppm 2.47 (s, 3H), 3.72 (s, 3H), 3.85 (s, 3H), 4.20-4.33 (m, 4H), 6.22 (s, 1H); ESIMS found $C_{12}H_{14}O_5$ m/z 239.1 (M+H).

Step 7

[001615] A mixture of 1-(5,7-dimethoxy-2,3-dihydrobenzo[*b*][1,4]dioxin-6-yl)ethan-1-one (**XXX**) (130 mg, 0.546 mmol), CuBr₂ (183 mg, 0.82 mmol) in EtOAc (10 mL), CHCl₃ (10 mL) and MeOH (0.2 mL) was stirred at 50-60°C for 5 h. The reaction mixture was cooled, diluted with sat. aq. NH₄Cl (30 mL), and extracted with EtOAc (50 mL). The combined organic layers were washed with brine, dried over anhydrous Na₂SO₄, and concentrated under vacuum to give a crude 2-bromo-1-(5,7-dimethoxy-2,3-dihydrobenzo[*b*][1,4]dioxin-6-yl)ethan-1-one (**XXXI**) which directly used for the next step without further purification (170 mg). ESIMS found C₁₂H₁₃BrO₅ *m/z* 317.0 (M+H).

[001616] Preparation of 1-(2,3-dihydrobenzo[*b*][1,4]dioxin-6-yl)-3-(dimethylamino)propan-1-one (**XXXIII**) is depicted below in Scheme 7.



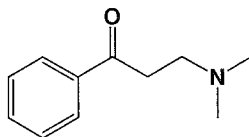
Scheme 7

Step 1

[001617] A solution of 1-(2,3-dihydrobenzo[*b*][1,4]dioxin-6-yl)ethanone (**XXXII**) (4.68 g, 26.3 mmol), dimethylamine hydrochloride (2.78 g, 34.1 mmol), paraformaldehyde (1.18 g, 39.4 mmol) and 12 N HCl (50 μ L) in ethanol (8.0 mL) was refluxed overnight. The solution was cooled to room temperature and the ethanol was evaporated under vacuum. The residue was treated with EtOAc, heated slightly and sonicated to disperse into fine particles. The solids were filtered and dried at room temperature to produce 1-(2,3-dihydrobenzo[*b*][1,4]dioxin-6-yl)-3-(dimethylamino)propan-1-one hydrochloride as a white solid, (7.73 g, quantitative yield). The solid was cooled in minimum amount of water (12 mL) and cooled to 0°C. A 20% aqueous solution of NaOH was added until pH=10. The solution was extracted with DCM, dried and evaporated to produce 1-(2,3-dihydrobenzo[*b*][1,4]dioxin-6-yl)-3-(dimethylamino)propan-1-one (**XXXIII**) a colorless oil (2.485 g, 10.6 mmol, 40.2% yield) ¹H NMR

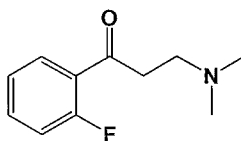
(CDCl₃, 500 MHz): δ ppm 2.77 (s, 6H), 3.41 (m, 2H), 3.56 (m, 2H), 4.25 (m, 4H), 6.85 (m, 1H), 7.45 (m, 2H); ESIMS found C₁₃H₁₇NO₃ m/z 236 (M+H).

[001618] The following intermediates were prepared in accordance with the procedure described in the above Scheme 7.



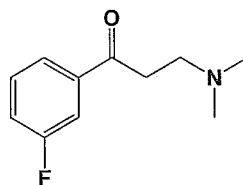
XXXIV

[001619] 3-(Dimethylamino)-1-phenylpropan-1-one (XXXIV): Yellow oil, (3.9 g, 22.0 mmol, 52.7% yield). ¹H NMR (DMSO-d₆, 400 MHz) δ ppm 2.81 (s, 6H), 3.40 (t, J =7.6Hz, 2H), 3.65 (t, J =7.6Hz, 2H), 7.58 (t, J =7.6Hz, 2H), 7.70 (t, J =7.6Hz, 1H), 8.03 (d, J =7.2Hz, 2H); ESIMS found C₁₁H₁₅NO m/z 178.0 (M+H).



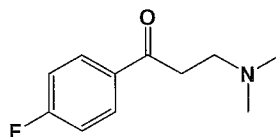
XXXV

[001620] 3-(Dimethylamino)-1-(2-fluorophenyl)propan-1-one (XXXV): Yellow oil, (11.8 g, 60.4 mmol, 84.0% yield). ESIMS found C₁₁H₁₄FNO m/z 196.2 (M+H).



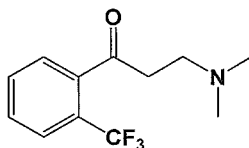
XXXVI

[001621] 3-(Dimethylamino)-1-(3-fluorophenyl)propan-1-one (XXXVI): Yellow oil, (10.3 g, 52.8 mmol, 72.8% yield). ¹H NMR (CDCl₃, 400 MHz) δ ppm 2.31 (s, 6H), 2.78 (t, J =7.2Hz, 2H), 3.15 (t, J =7.2Hz, 2H), 7.29 (t, 1H), 7.47 (dq, J =8.0Hz, J =2.4Hz, 1H), 7.66 (d, J =9.6Hz, 1H), 7.76 (d, J =8.0Hz, 1H); ESIMS found C₁₁H₁₄FNO m/z 196.1 (M+H).



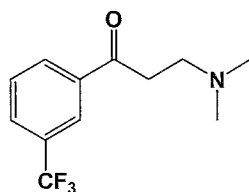
XXXVII

[001622] 3-(Dimethylamino)-1-(4-fluorophenyl)propan-1-one (XXXVII): Yellow oil, (12.0 g, 61.5 mmol, 85.0% yield). ESIMS found $C_{11}H_{14}FNO$ m/z 196.1 (M+H).



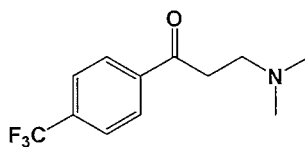
XXXVIII

[001623] 3-(Dimethylamino)-1-(2-(trifluoromethyl)phenyl)propan-1-one (XXXVIII): Yellow oil, (1.6 g, 6.5 mmol, 24.6% yield). 1H NMR ($CDCl_3$, 400 MHz) δ ppm 2.27 (s, 6H), 2.72 (t, $J=7.2$ Hz, 2H), 3.04 (t, $J=7.2$ Hz, 2H), 7.47 (d, $J=7.2$ Hz, 1H), 7.52-7.67 (m, 2H), 7.72 (d, $J=7.2$ Hz, 1H); ESIMS found $C_{12}H_{14}F_3NO$ m/z 246.0 (M+H).



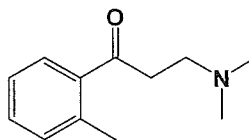
XXXIX

[001624] 3-(Dimethylamino)-1-(3-(trifluoromethyl)phenyl)propan-1-one (XXXIX): Yellow oil, (7.9 g, 32.2 mmol, 64.0% yield). ESIMS found $C_{12}H_{14}F_3NO$ m/z 246.1 (M+H).



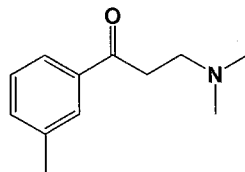
XL

[001625] 3-(Dimethylamino)-1-(4-(trifluoromethyl)phenyl)propan-1-one (XL): Yellow oil, (9.5 g, 38.7 mmol, 77.0% yield). ESIMS found $C_{12}H_{14}F_3NO$ m/z 246.1 (M+H).

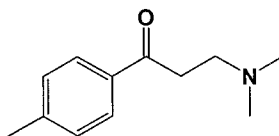


XLI

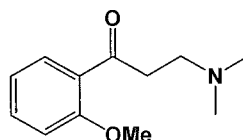
[001626] 3-(Dimethylamino)-1-(*o*-tolyl)propan-1-one (**XLII**): Yellow oil, (5.1 g, 26.7 mmol, 71.8% yield). ^1H NMR (CDCl_3 , 400 MHz) δ ppm 2.28 (s, 6H), 2.50 (s, 3H), 2.73 (t, $J=7.6\text{Hz}$, 2H), 3.09 (t, $J=7.6\text{Hz}$, 2H), 7.27 (t, $J=8.4\text{Hz}$, 2H), 7.38 (t, $J=7.6\text{Hz}$, 1H), 7.65 (d, $J=7.6\text{Hz}$, 1H); ESIMS found $\text{C}_{12}\text{H}_{17}\text{NO}$ m/z 192.1 (M+H).

**XLII**

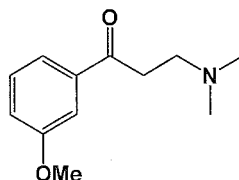
[001627] 3-(Dimethylamino)-1-(*m*-tolyl)propan-1-one (**XLIII**): Yellow oil, (5.2 g, 27.2 mmol, 73.2% yield). ^1H NMR (CDCl_3 , 400 MHz) δ ppm 2.30 (s, 6H), 2.42 (s, 3H), 2.67 (t, $J=7.6\text{Hz}$, 2H), 3.15 (t, $J=7.6\text{Hz}$, 2H), 7.31-7.43 (m, 2H), 7.71-7.82 (m, 2H); ESIMS found $\text{C}_{12}\text{H}_{17}\text{NO}$ m/z 192.1 (M+H).

**XLIII**

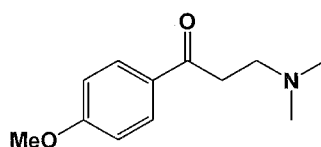
[001628] 3-(Dimethylamino)-1-(*p*-tolyl)propan-1-one (**XLIII**): Yellow oil, (5.1 g, 25.6 mmol, 71.8% yield). ^1H NMR (CDCl_3 , 400 MHz) δ ppm 2.31 (s, 6H), 2.43 (s, 3H), 2.77 (t, $J=7.6\text{Hz}$, 2H), 3.15 (t, $J=7.6\text{Hz}$, 2H), 7.28 (d, $J=8.0\text{Hz}$, 2H), 7.88 (d, $J=8.0\text{Hz}$, 2H); ESIMS found $\text{C}_{12}\text{H}_{17}\text{NO}$ m/z 192.0 (M+H).

**XLIV**

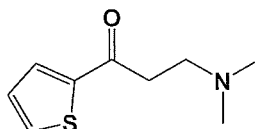
[001629] 3-(Dimethylamino)-1-(2-methoxyphenyl)propan-1-one (**XLIV**): Yellow oil, (3.1 g, 15.0 mmol, 45.6% yield). ^1H NMR (CDCl_3 , 400 MHz) δ ppm 2.25 (s, 6H), 2.69 (t, $J=7.2\text{Hz}$, 2H), 3.17 (t, $J=7.2\text{Hz}$, 2H), 3.88 (s, 3H), 6.88-7.03 (m, 2H), 7.43 (t, $J=7.8\text{Hz}$, 1H), 7.67 (d, $J=8\text{Hz}$, 1H); ESIMS found $\text{C}_{12}\text{H}_{17}\text{NO}_2$ m/z 208.1 (M+H).

**XLV**

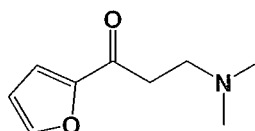
[001630] 3-(Dimethylamino)-1-(3-methoxyphenyl)propan-1-one (**XLV**): Yellow oil, (5.0 g, 24.1 mmol, 72.4% yield). ^1H NMR (CDCl_3 , 400 MHz) δ ppm 2.32 (s, 6H), 2.79 (t, $J=7.6\text{Hz}$, 2H), 3.17 (t, $J=7.6\text{Hz}$, 2H), 3.86 (s, 3H), 7.12 (dd, $J=8.4\text{Hz}$, $J=2.8\text{Hz}$, 1H), 7.38 (t, $J=8.0\text{Hz}$, 1H), 7.51 (d, $J=2.5\text{Hz}$, 1H), 7.56 (d, $J=8.0\text{Hz}$, 1H); ESIMS found $\text{C}_{12}\text{H}_{17}\text{NO}_2$ m/z 208.1 (M+H).

**XLVI**

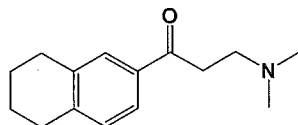
[001631] 3-(Dimethylamino)-1-(4-methoxyphenyl)propan-1-one (**XLVI**): Yellow oil, (5.0 g, 24.1 mmol, 72.4% yield). ^1H NMR (CDCl_3 , 400 MHz) δ ppm 2.29 (s, 6H), 2.74 (t, $J=7.6\text{Hz}$, 2H), 3.10 (t, $J=7.6\text{Hz}$, 2H), 3.86 (s, 3H), 6.93 (d, $J=8.6\text{Hz}$, 2H), 7.95 (d, $J=8.6\text{Hz}$, 2H); ESIMS found $\text{C}_{12}\text{H}_{17}\text{NO}_2$ m/z 208.1 (M+H).

**XLVII**

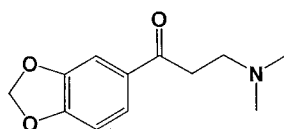
[001632] 3-(Dimethylamino)-1-(thiophen-2-yl)propan-1-one (**XLVII**): Yellow oil, (5.1 g, 27.8 mmol, 69.9% yield). ^1H NMR (CDCl_3 , 400 MHz) δ ppm 2.30 (s, 6H), 2.77 (t, $J=7.4\text{Hz}$, 2H), 3.10 (t, $J=7.4\text{Hz}$, 2H), 7.14 (t, $J=7.6\text{Hz}$, 1H), 7.64 (dd, $J=5.2\text{Hz}$, $J=0.4\text{Hz}$, 1H), 7.74 (dd, $J=4.0\text{Hz}$, $J=0.8\text{Hz}$, 1H); ESIMS found $\text{C}_9\text{H}_{13}\text{NOS}$ m/z 184 (M+H).

**XLVIII**

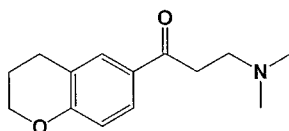
[001633] 3-(Dimethylamino)-1-(furan-2-yl)propan-1-one (**XLVIII**): Yellow oil, (4.3 g, 25.7 mmol, 56.6% yield). ^1H NMR (CDCl_3 , 400 MHz) δ ppm 2.27 (s, 6H), 2.73 (t, $J=7.4\text{Hz}$, 2H), 3.00 (t, $J=7.4\text{Hz}$, 2H), 6.53 (td, $J=3.6\text{Hz}$, $J=1.6\text{Hz}$, 1H), 7.19 (d, $J=3.6\text{Hz}$, 1H), 7.58 (d, $J=5.2\text{Hz}$, 1H); ESIMS found $\text{C}_9\text{H}_{13}\text{NO}_2$ m/z 168 ($\text{M}+\text{H}$).

**XLIX**

[001634] 3-(Dimethylamino)-1-(5,6,7,8-tetrahydronaphthalen-2-yl)propan-1-one (**XLIX**): White solid (7.3 g, 31.5 mmol, 93% yield). ^1H NMR ($\text{DMSO}-d_6$, 500 MHz) δ ppm 1.75-1.77 (m, 4H), 2.79 (s, 6H), 2.78-2.81 (m, 4H), 3.36-3.39 (m, 2H), 3.54-3.57 (m, 2H), 7.23 (d, $J=7.9\text{Hz}$, 1H), 7.70-7.72 (m, 2H), 10.53 (brs, 1H); ESIMS found $\text{C}_{15}\text{H}_{21}\text{NO}$ m/z 232.0 ($\text{M}+\text{H}$).

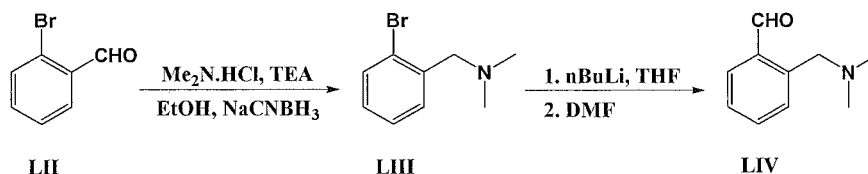
**L**

[001635] 1-(Benzo[*d*][1,3]dioxol-5-yl)-3-(dimethylamino)propan-1-one (**L**): White solid (16.9 g, 76.4 mmol, 100% yield). ^1H NMR ($\text{DMSO}-d_6$, 500 MHz) δ ppm 2.79 (s, 6H), 3.35-3.38 (m, 2H), 3.51-3.54 (m, 2H), 6.16 (s, 2H), 7.09 (d, $J=8.2\text{Hz}$, 1H), 7.49 (d, $J=1.7\text{Hz}$, 1H), 7.67 (dd, $J=1.7\text{Hz}$, $J=8.2\text{Hz}$, 1H), 10.51 (brs, 1H); ESIMS found $\text{C}_{12}\text{H}_{15}\text{NO}_3$ m/z 221.9 ($\text{M}+\text{H}$).

**LI**

[001636] 1-(Chroman-6-yl)-3-(dimethylamino)propan-1-one (**LI**): White solid (3.99 g, 17.1 mmol, 99.5% yield). ^1H NMR ($\text{DMSO}-d_6$, 500 MHz) δ ppm 1.95 (quin, $J=5.80\text{Hz}$, 2H), 2.77-2.85 (m, 9H), 3.37 (t, $J=7.14\text{Hz}$, 2H), 3.51 (t, $J=7.14\text{Hz}$, 2H), 4.23 (t, $J=5.00\text{Hz}$, 2H), 6.86 (d, $J=8.78\text{Hz}$, 1H), 7.74 (dd, $J=8.51$, 2.47 Hz, 1H), 7.78 (d, $J=2.20\text{Hz}$, 1H), 10.44 (brs, 1H); ESIMS found $\text{C}_{14}\text{H}_{19}\text{NO}_2$ m/z 234.1 ($\text{M}+\text{H}$).

[001637] Preparation of chromane-6-carbaldehyde (**LIV**) is depicted below in Scheme 8.



Scheme 8

Step 1

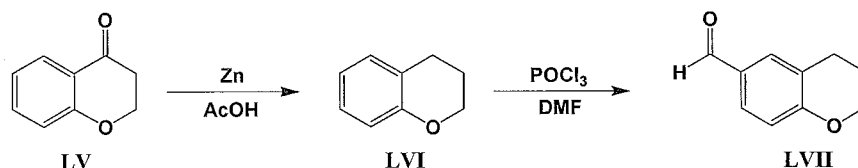
[001638] To a solution of dimethylamine hydrochloride (2.25 g, 27.6 mmol) in EtOH (212 mL) was added TEA (3.84 mL, 27.6 mmol). 2-Bromobenzaldehyde (**LII**) (5.1 g, 27.6 mmol) was then added and the reaction was stirred overnight. NaCNBH_3 (3.47 g, 55.1 mmol) was then added and the reaction stirred at room temperature for 6 h. The solvent was removed under high vacuum. The residue was dissolved in DCM, washed with sat. aq. NaHCO_3 , washed with water and then with brine, dried over MgSO_4 and concentrated. The crude product was purified on a silica gel column (100% EtOAc→15%hexane/EtOAc) to give 1-(2-bromophenyl)-*N,N*-dimethylmethanamine (**LIII**) as a colorless liquid (3.46 g, 16.2 mmol, 58.6% yield). ^1H NMR (DMSO-d_6 , 500 MHz) δ ppm 2.19 (s, 6H), 3.45 (s, 2H), 7.18-7.22 (m, 1H), 7.35-7.38 (m, 1H), 7.45 (dd, $J=1.7\text{Hz}$, $J=7.6\text{Hz}$, 1H), 7.59 (dd, $J=1.1\text{Hz}$, $J=8.0\text{Hz}$, 1H); ESIMS found $\text{C}_9\text{H}_{12}\text{BrN}$ m/z 213.8 ($\text{M}+\text{H}$).

Step 2

[001639] To a solution of 1-(2-bromophenyl)-*N,N*-dimethylmethanamine (**LIII**) in THF (25 mL) cooled to -78°C under N_2 was added a 2.5M solution of nBuLi in hexane (3.37 mL, 8.42 mmol). The reaction was stirred at -78°C under N_2 for 1.5 h before adding DMF (0.68 mL, 8.79 mmol). The reaction was stirred at -78°C under N_2 for 1 h and then warmed to room temperature. The solvent was removed under reduced pressure and purified on a silica column (100% CHCl_3 →10%MeOH/ CHCl_3) to produce 2-((dimethylamino)methyl)benzaldehyde (**LIV**) as a light yellow oil (305 mg, 1.87 mmol, 25.5% yield). ^1H NMR (DMSO-d_6 , 500 MHz) δ ppm 2.14 (s, 6H), 3.72 (s, 2H), 7.42 (d,

$J=7.6\text{Hz}$, 1H), 7.45-7.48 (m, 1H), 7.57-7.59 (m, 1H), 7.78 (dd, $J=1.2\text{Hz}$, $J=7.6\text{Hz}$, 1H), 10.34 (s, 1H); ESIMS found $\text{C}_9\text{H}_{12}\text{BrN}$ m/z 163.9 (M+H).

[001640] Preparation of chromane-6-carbaldehyde (**LVII**) is depicted below in Scheme 9.



Scheme 9

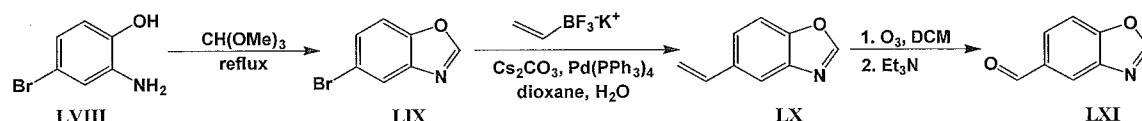
Step 1

[001641] To a suspension of zinc dust (100 g, 1.56 mol) in HOAc (300 mL) was added chroman-4-one (**LV**) (10 g, 67.6 mmol). The mixture was stirred at 110°C for 6 h. Then the mixture was cooled and filtrated. The filtrate was poured into water (500 mL) and extracted with EtOAc (3 x 100 mL). The organic layer was concentrated to give chromane (**LVI**) as colorless oil. (8.05 g, 60.0 mmol, 88.7% yield). ¹H NMR (CDCl₃, 400 MHz) δ ppm 2.04 (q, $J=4.3\text{Hz}$, 2H), 2.81 (t, $J=6.6\text{Hz}$, 2H), 4.21 (t, $J=5.2\text{Hz}$, 2H), 6.72-6.92 (m, 2H), 7.00-7.17 (m, 2H); ESIMS found $\text{C}_9\text{H}_{10}\text{O}$ m/z 135.0 (M+H).

Step 2

[001642] To a solution of chromane (**LVI**) (3 g, 22.4 mmol, 1.0 eq) and DMF (3.3 g, 45.2 mmol, 2 eq) in DCE (20 mL) was added phosphorus oxychloride (3.4 g, 45.2 mmol, 2 eq) dropwise over 30 min below 50°C. The mixture was stirred at 85°C for 12 h. The reaction was quenched by water and extracted with EtOAc (3 x 300 mL). The combined organic phase was dried over anhydrous Na₂SO₄, filtered and concentrated in vacuo. The residue was purified by chromatography on silica gel (PE:EtOAc=8:1) to give chromane-6-carbaldehyde (**LVII**) as yellow oil. (2.0 g, 12.3 mmol, 55.1% yield). ¹H NMR (CDCl₃, 400 MHz) δ ppm 2.01 (q, $J=45.8\text{Hz}$, 2H), 2.82 (t, $J=6.4\text{Hz}$, 2H), 4.24 (t, $J=5.2\text{Hz}$, 2H), 6.85 (d, $J=8.4\text{Hz}$, 1H), 7.52-7.64 (m, 2H), 9.79 (s, 1H); ESIMS found $\text{C}_{10}\text{H}_{10}\text{O}_2$ m/z 163.1 (M+H).

[001643] Preparation of benzo[d]oxazole-5-carbaldehyde (**LXI**) is depicted below in Scheme 10.



Scheme 10

Step 1

[001644] A solution of 2-amino-4-bromophenol (**LVIII**) (10 g, 53.5 mmol, 1 eq) in trimethyl orthoformate (200 mL) was stirred at reflux for 2 h. After cooling, the solution was concentrated under reduced pressure to remove trimethyl orthoformate to give 5-bromobenzo[d]oxazole (**LIX**) (10.06 g, 50.8 mmol, 95.0%). Used in the next reaction without additional purification.

Step 2

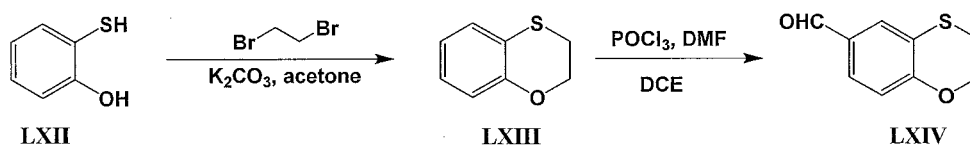
[001645] To a suspension of 5-bromobenzo[d]oxazole (**LIX**) (10.06 g, 50.8 mmol, 1 eq) in dioxane (200 mL) and water (10 mL) was added potassium (ethenyl)trifluoroborate (8.17 g, 61 mmol, 1.2 eq), cesium carbonate (13.8 g, 101.6 mmol, 2 eq) and tetrakis(triphenylphosphorus) palladium(0) (2.9 g, 2.54 mmol, 0.05 eq). The mixture was stirred at reflux under nitrogen for 5 h. The mixture was then poured onto ice-water (200 mL) and extracted with EtOAc (3 x 300 mL). The organic phases were combined, dried over anhydrous Na_2SO_4 , filtered and concentrated in vacuo, the residue was purified by chromatography on silica gel (PE:EtOAc = 20:1→10:1) to afford 5-vinylbenzo[d]oxazole (**LX**) (6.11 g, 42.1 mmol, 82.9%) as an oil. Used in the next reaction directly without additional purification.

Step 3

[001646] To a solution of 5-vinylbenzo[d]oxazole (**LX**) (6.1 g, 42.1 mmol, 1.0 eq) in DCM (100 mL) was bubbled ozone at -78°C until the solution turn to blue. The solution was then purged with O_2 followed by N_2 for 5 minutes. TEA (12.8 g, 126.3 mmol, 3 eq) was added and the mixture was stirred at 25°C for 1 h. The solution was

poured into water (200 mL) and extracted with EtOAc (3 x 300 mL). The combined organic phase was dried, filtered and concentrated in vacuo. The residue was purified by chromatography on silica gel eluted (PE:EtOAc = 10:1→1:1) to give benzo[*d*]oxazole-5-carbaldehyde (**LXI**) (2.1 g, 14.3 mmol, 33.9%) as a colorless oil. ¹H NMR (CDCl₃, 400 MHz) δ ppm 7.75 (d, *J*=8.4Hz, 1H), 8.02 (dd, *J*=8.4Hz, *J*=1.2Hz, 1H), 8.22 (s, 1H), 8.33 (s, 1H), 10.13 (s, 1H); ESIMS found C₈H₅NO₂ *m/z* 148.0 (M+H).

[001647] Preparation of 2,3-dihydrobenzo[*b*][1,4]oxathiine-6-carbaldehyde (**LXIV**) is depicted below in Scheme 11.



Scheme 11

Step 1

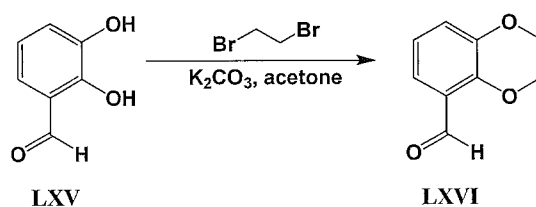
[001648] To a solution of 2-mercaptophenol (**LXII**) (10 g, 79 mmol, 1.0 eq) in acetone (500 mL) was added potassium carbonate (21.8 g, 158 mmol, 2 eq) and 1,2-dibromoethane (14.92 g, 79 mmol, 1 eq) in acetone (100 mL) dropwise over 3 h. The mixture was stirred at 30°C for 12 h. The solid was filtered off and the filtrate was concentrated in vacuo. The residue was purified by chromatography on silica gel (100% PE) to give 2,3-dihydrobenzo[*b*][1,4]oxathiine (**LXIII**) as colorless oil. (4.02 g, 26.4 mmol, 33.3%) as a colorless oil. ¹H NMR (CDCl₃, 400 MHz) δ ppm 3.14 (t, *J*=4.6Hz, 2H), 4.43 (t, *J*=4.6Hz, 2H), 6.71-6.92 (m, 2H), 7.02 (td, *J*=7.6Hz, *J*=1.6Hz, 1H), 7.07 (dd, *J*=7.6Hz, *J*=1.2Hz, 1H); ESIMS found C₈H₈OS *m/z* 153.0 (M+H).

Step 2

[001649] To a solution of 2,3-dihydrobenzo[*b*][1,4]oxathiine (**LXIII**) (4 g, 26.3 mmol, 1.0 eq) and DMF (7.2 g, 47.2 mmol, 2 eq) in DCE (20 mL) was added phosphorus oxychloride (3.4 g, 47.2 mmol, 2 eq) dropwise over 30 minutes below 50°C. The mixture was stirred at 85°C for 12 h. The reaction was quenched by water and extracted with EtOAc (3 x 300 mL). The combined organic phase was dried, filtered and concentrated in

vacuo, the residue was purified by chromatography on silica gel (PE:EtOAc = 10:1→5:1) to give 2,3-dihydrobenzo[*b*][1,4]oxathiine-6-carbaldehyde (**LXIV**) as yellow oil. (300 mg, 1.67 mmol, 6.3%) as a colorless oil. ¹H NMR (CDCl₃, 400 MHz) δ ppm 3.15 (t, *J*=4.6Hz, 2H), 4.50 (t, *J*=4.6Hz, 2H), 6.92 (d, *J*=8.4Hz, 1H), 7.51 (dd, *J*=8.8Hz, *J*=2.0Hz, 1H), 7.59 (s, 1H), 9.80 (s, 1H); ESIMS found C₉H₈O₂S *m/z* 181.1 (M+H).

[001650] Preparation of 2,3-dihydrobenzo[*b*][1,4]dioxine-5-carbaldehyde (LXVI) is depicted below in Scheme 12.

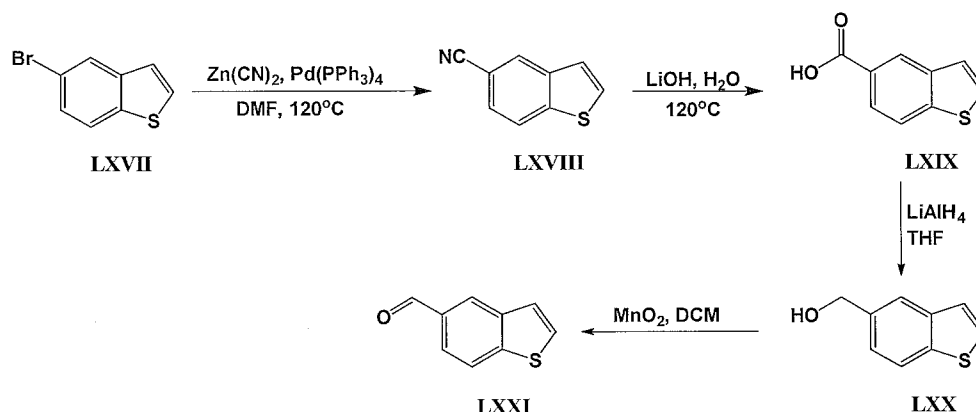


Scheme 12

Step 1

[001651] To a solution of 2,3-dihydroxybenzaldehyde (**LXV**) (5 g, 36.2 mmol, 1.0 eq) in acetone (300 mL) was added potassium carbonate (10 g, 72.5 mmol, 2 eq) and 1,2-dibromoethane (6.8 g, 36.2 mmol, 1 eq) in acetone (50 mL) dropwise over 2 h. The mixture was stirred at 30°C for 12 h. The solid was filtered off, the filtrate was concentrated in vacuo and purified by chromatography on silica gel (PE:EtOAc=10:1) to give 2,3-dihydrobenzo[*b*][1,4]dioxine-5-carbaldehyde (**LXVI**) as a colorless oil. (4.02 g, 26.4 mmol, 68%) ESIMS found C₉H₈O₃ *m/z* 165.0 (M+H).

[001652] Preparation of benzo[*b*]thiophene-5-carbaldehyde (LXXI) is depicted below in Scheme 13.



Scheme 13

Step 1

[001653] A solution of 5-bromobenzo[*b*]thiophene (LXVII) (1.2 g, 6 mmol), zinc cyanide (0.66 g, 6 mmol) and tetrakis(triphenylphosphorus)palladium (0) (0.65 g, 0.6 mmol) in dry DMF (10 mL) was stirred at reflux under nitrogen atmosphere for 1 h. The mixture was poured into cold water and extracted with EtOAc (3x). The combined organic layers were concentrated in vacuum to give the crude benzo[*b*]thiophene-5-carbonitrile (LXVIII) as a white solid. (0.90 g, 6 mmol, 100%) ESIMS found $\text{C}_9\text{H}_5\text{NS}$ m/z 160.0 (M+H).

Step 2

[001654] A suspension of benzo[*b*]thiophene-5-carbonitrile (LXVIII) (0.9 g, 5.1 mmol) and LiOH (10 g, 0.24 mol) in water (50 ml) was stirred at reflux for 2 h. The reaction was washed with water, acidified to pH 3 with 1M HCl and extracted with EtOAc. The combined organic layers were dried over anhydrous Na_2SO_4 , filtered and concentrated in vacuum to give the crude benzo[*b*]thiophene-5-carboxylic acid (LXIX) as a white solid. (0.9 g, 5.1 mmol, 88.6%) ESIMS found $\text{C}_9\text{H}_6\text{O}_2\text{S}$ m/z 179.1 (M+H).

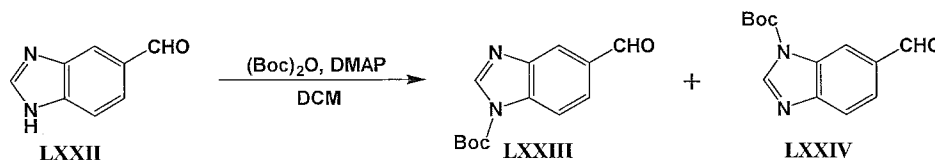
Step 3

[001655] To a solution of benzo[*b*]thiophene-5-carboxylic acid (**LXIX**) (0.9 g, 5.1 mmol) in THF (20 mL) was added LAH (0.28 g, 7mmol) in portions at 0°C under nitrogen atmosphere. The reaction was quenched by water, washed with 20% aq. NaOH (4 mL) and extracted with EtOAc. The EtOAc phase was concentrated in vacuo to give the crude benzo[*b*]thiophen-5-ylmethanol (**LXX**) as yellow solid. (~1 g, used without further purification) ESIMS found C₉H₈OS *m/z* 165.0 (M+H).

Step 4

[001656] To a solution of benzo[*b*]thiophen-5-ylmethanol (**LXX**) (~1 g, crude) in DCM (20 mL) was added manganese oxide (6.36 g, 0.07 mol). The mixture was stirred at room temperature overnight. The mixture was filtered and the filtrate was concentrated in vacuo. The residue was purified by chromatography on silica gel (PE: EtOAc=10:1) to give benzo[*b*]thiophene-5-carbaldehyde (**LXXI**) as an orange solid. (570 mg, 3.51 mmol, 68.9% yield for 2 steps) ¹H NMR (DMSO-*d*₆, 400 MHz) δ ppm 7.68 (d, *J*=5.2Hz, 1H), 7.85 (d, *J*=8.4Hz, 1H), 7.95 (d, *J*=5.2Hz, 1H), 8.23 (d, *J*=8.4Hz, 1H), 8.48 (s, 1H), 10.11 (s, 1H); ESIMS found C₉H₆OS *m/z* 163.0 (M+H).

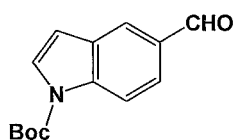
[001657] Preparation of *tert*-butyl 5-formyl-1H-benzo[*d*]imidazole-1-carboxylate (**LXXIII**) and *tert*-butyl 6-formyl-1H-benzo[*d*]imidazole-1-carboxylate (**LXXIV**) is depicted below in Scheme 14.

**Scheme 14****Step 1**

[001658] A solution of 1H-benzo[*d*]imidazole-5-carbaldehyde (**LXXII**) (787 mg, 4.92 mmol, 1 eq) in DCM (5 mL) was added Boc₂O (1.13 g, 5.2 mmol, 1.05 eq) and DMAP (60 mg, 0.492 mmol, 0.1 eq). The mixture was then stirred at 25°C for 30 minutes before being poured into water (100 mL) and extracted with EtOAc (3 x 100 mL), the

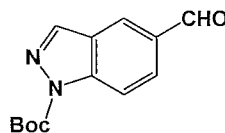
organic phases were combined, dried over anhydrous Na₂SO₄, filtered and concentrated in vacuo to give a mixture of *tert*-butyl 5-formyl-1H-benzo[d]imidazole-1-carboxylate (**LXXIII**) and *tert*-butyl 6-formyl-1H-benzo[d]imidazole-1-carboxylate (**LXXIV**) as a white solid. (850 mg, 63.5%) ¹H NMR (CDCl₃, 400 MHz) δ ppm 1.73 (s, 9H), 7.93 (s, 1H), 7.98 (dd, *J*=8.4Hz, *J*=1.2Hz, 1H), 8.16 (d, *J*=8.4Hz, 1H), 8.30 (s, 1H), 8.55 (s, 1H), 8.60 (s, 1H), 10.12 (s, 1H); ESIMS found C₁₃H₁₄N₂O₃ *m/z* 247.1 (M+H).

[001659] The following intermediates were prepared in accordance with the procedure described in the above Scheme 14.



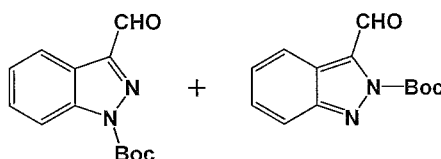
LXXV

[001660] *tert*-Butyl 5-formyl-1H-indole-1-carboxylate (**LXXV**): White solid, (8.5 g, 34.7 mmol, 50.3% yield). ¹H NMR (CDCl₃, 400 MHz) δ ppm 1.70 (s, 9H), 6.70 (d, *J*=4.0Hz, 1H), 7.70 (d, *J*=4.0Hz, 1H), 7.87 (dd, *J*=8.8Hz, *J*=1.6Hz, 1H), 8.11 (s, 1H), 8.30 (d, *J*=8.8Hz, 1H), 10.08 (s, 1H); ESIMS found C₁₄H₁₅NO₃ *m/z* 246.1 (M+H).



LXXVI

[001661] *tert*-Butyl 5-formyl-1H-indazole-1-carboxylate (**LXXVI**): White solid, (1.8 g, 7.3 mmol, 93.3% yield). ¹H NMR (CDCl₃, 400 MHz) δ ppm 1.76 (s, 9H), 8.10 (d, *J*=8.8Hz, 1H), 8.30 (s, 1H), 8.34 (s, 1H), 8.35 (d, *J*=8.8Hz, 1H), 10.13 (s, 1H); ESIMS found C₁₃H₁₄N₂O₃ *m/z* 247.1 (M+H).



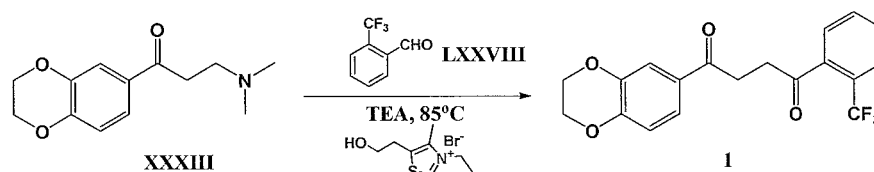
LXXVIIa & b

[001662] *tert*-Butyl 3-formyl-1H-indazole-1-carboxylate (**LXXVIIa**) and *tert*-butyl 3-formyl-2H-indazole-2-carboxylate (**LXXVIIb**): White solid, (1.6 g, 6.5 mmol, 38.1% yield). ¹H NMR (CDCl₃, 400 MHz) δ ppm 1.77 (s, 9H), 7.45 (t, *J*=7.4Hz, 1H),

7.60 (t, $J=7.4\text{Hz}$, 1H), 8.18 (d, $J=8.4\text{Hz}$, 1H), 8.32 (d, $J=8.4\text{Hz}$, 1H), 10.34 (s, 1H); ESIMS found $\text{C}_{13}\text{H}_{14}\text{N}_2\text{O}_3$ m/z 247.1 (M+H).

Example 1

[001663] Preparation of 1-(2,3-dihydrobenzo[*b*][1,4]dioxin-6-yl)-4-(3-(trifluoromethyl)phenyl)butane-1,4-dione (**1**) is depicted below in Scheme 15.

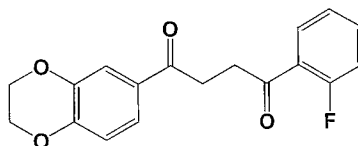


Scheme 15

Step 1

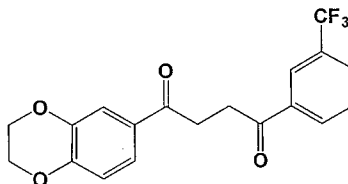
[001664] To a solution of 1-(2,3-dihydrobenzo[*b*][1,4]dioxin-6-yl)-3-(dimethylamino)propan-1-one (**XXXIII**) (1.05 g, 4.4 mmol) and 2-(trifluoromethyl)benzaldehyde (**LXXVIII**) (703 μL , 5.3 mmol) in TEA (2.0 mL, 14.2 mmol) and was added 3-ethyl-5-(2-hydroxyethyl)-4-methylthiazolium bromide (336 mg, 1.3 mmol). The solution was heated overnight at 85°C . The solution was cooled and excess solvent was evaporated under vacuum. The residue was partitioned between EtOAc and water. The organic phase was dried over MgSO_4 , filtered and concentrated. The residue was purified by silica gel flash chromatography using (100% hexane \rightarrow EtOAc/hexane=1:9) to yield 1-(2,3-dihydrobenzo[*b*][1,4]dioxin-6-yl)-4-(3-(trifluoromethyl)phenyl)butane-1,4-dione **1** as an opaque oil (127.3 mg, 0.35 mmol, 7.8% yield). ^1H NMR ($\text{DMSO}-d_6$, 500 MHz) δ ppm 3.22-3.25 (m, 2H), 3.33-3.35 (m, 2H), 4.29-4.30 (m, 2H), 4.33-4.35 (m, 2H), 6.99 (d, $J=8.4\text{Hz}$, 1H), 7.50 (d, $J=2.2\text{Hz}$, 1H), 7.55 (dd, $J=8.4\text{Hz}$, $J=2.0\text{Hz}$, 1H), 7.72-7.75 (m, 1H), 7.82-7.86 (m, 2H), 7.94 (d, $J=7.5\text{Hz}$, 1H); ESIMS found $\text{C}_{19}\text{H}_{15}\text{F}_3\text{O}_4$ m/z 365 (M+H).

[001665] The following compounds were prepared in accordance with the procedure described in the above Example 1.

**2**

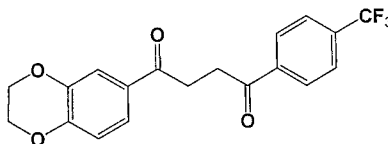
[001666] 1-(2,3-dihydrobenzo[*b*][1,4]dioxin-6-yl)-4-(3-fluorophenyl)butane-1,4-dione **2**.

[001667] White solid (308.2 mg, 0.98 mmol, 10.4% yield). ^1H NMR (DMSO- d_6 , 500 MHz) δ ppm 3.29-3.33 (m, 2H), 4.29-4.30 (m, 2H), 4.33-4.34 (m, 2H), 6.99 (d, $J=8.5\text{Hz}$, 1H), 7.34-7.39 (m, 2H), 7.47 (d, $J=2.1\text{Hz}$, 1H), 7.54 (dd, $J=8.5\text{Hz}$, $J=2.1\text{Hz}$, 1H), 7.67-7.69 (m, 1H), 7.82-7.86 (m, 1H); ESIMS found $\text{C}_{18}\text{H}_{15}\text{FO}_4$ m/z 315.0 (M+H).

**9**

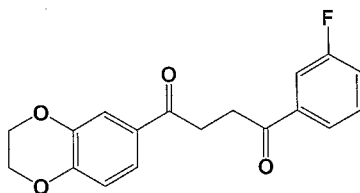
[001668] 1-(2,3-Dihydrobenzo[*b*][1,4]dioxin-6-yl)-4-(3-(trifluoromethyl)phenyl)butane-1,4-dione **9**.

[001669] White solid (30 mg, 0.08 mmol). ^1H NMR (CDCl_3 , 400 MHz) δ ppm 3.39-3.48 (m, 4H), 4.30 (d, $J=5.2\text{Hz}$, 2H), 4.34 (d, $J=5.2\text{Hz}$, 2H), 6.94 (AA'BB' quartet, 1H), 7.77-7.61 (m, 2H), 7.64 (t, $J=8\text{Hz}$, 1H), 7.84 (d, $J=8\text{Hz}$, 1H), 8.23 (d, $J=8\text{Hz}$, 1H), 8.29 (s, 1H); ESIMS found $\text{C}_{19}\text{H}_{15}\text{F}_3\text{O}_4$ m/z 365.0 (M+H).

**10**

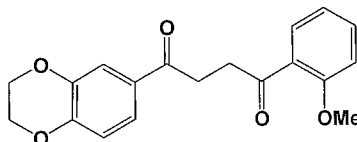
[001670] 1-(2,3-Dihydrobenzo[*b*][1,4]dioxin-6-yl)-4-(4-(trifluoromethyl)phenyl)butane-1,4-dione **10**.

[001671] White solid (25 mg, 0.07 mmol). ^1H NMR (CDCl_3 , 400 MHz) δ ppm 3.45 (s, 4H), 4.32 (d, $J=5.2\text{Hz}$, 2H), 4.35 (d, $J=5.2\text{Hz}$, 2H), 6.96 (AA'BB' quartet, 1H), 7.56-7.64 (m, 2H), 7.77 (d, $J=8.4\text{Hz}$, 2H), 8.16 (d, $J=8\text{Hz}$, 2H); ESIMS found $\text{C}_{19}\text{H}_{15}\text{F}_3\text{O}_4$ m/z 365.1 (M+H).

**11**

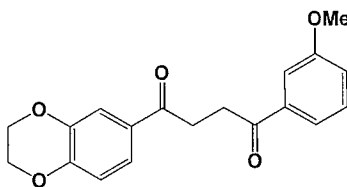
[001672] 1-(2,3-Dihydrobenzo[*b*][1,4]dioxin-6-yl)-4-(3-fluorophenyl)butane-1,4-dione **11**.

[001673] White solid (35 mg, 0.11 mmol). ^1H NMR (CDCl_3 , 400 MHz) δ ppm 3.42 (s, 4H), 4.31 (t, $J=5.6\text{Hz}$, 2H), 4.35 (t, $J=5.6\text{Hz}$, 2H), 6.95 (AA'BB'quartet, 1H), 7.27-7.32 (m, 1H), 7.48 (q, $J=5.6\text{Hz}$, 1H), 7.60 (dd, $J=4\text{Hz}$, $J=2.4\text{Hz}$, 2H), 7.73 (d, $J=9.2\text{Hz}$, 1H), 7.85 (d, $J=8\text{Hz}$, 1H); ESIMS found $\text{C}_{18}\text{H}_{15}\text{FO}_4$ m/z 314.9 (M+H).

**12**

[001674] 1-(2,3-Dihydrobenzo[*b*][1,4]dioxin-6-yl)-4-(2-methoxyphenyl)butane-1,4-dione **12**.

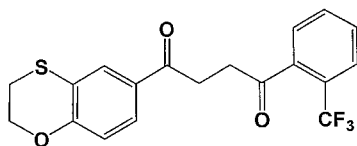
[001675] White solid (20 mg, 0.06 mmol). ^1H NMR (CDCl_3 , 400 MHz) δ ppm 3.33 (t, $J=6.4\text{Hz}$, 2H), 3.43 (t, $J=6.4\text{Hz}$, 2H), 3.93 (s, 3H), 4.24-4.38 (m, 4H), 6.92 (AA'BB'quartet, 1H), 6.95-7.07 (m, 2H), 7.47 (dt, 1H), 7.53-7.62 (m, 2H), 7.76 (dd, $J=1.6\text{Hz}$, $J=7.6\text{Hz}$, 1H); ESIMS found $\text{C}_{19}\text{H}_{18}\text{O}_5$ m/z 327.0 (M+H).

**13**

[001676] 1-(2,3-Dihydrobenzo[*b*][1,4]dioxin-6-yl)-4-(3-methoxyphenyl)butane-1,4-dione **13**.

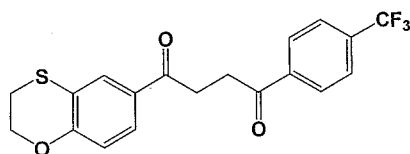
[001677] White solid (13 mg, 0.04 mmol). ^1H NMR (CDCl_3 , 400 MHz) δ ppm 3.37-3.43 (m, 2H), 3.43-3.48 (m, 2H), 3.88 (s, 3H), 4.29-4.33 (m, 2H), 4.33-4.37 (m, 2H), 6.95 (AA'BB'quartet, 1H), 7.12 (dd, $J=4\text{Hz}$, $J=8.8\text{Hz}$, 1H), 7.41 (t, $J=7.6\text{Hz}$, 2H),

7.56 (t, $J=2.4$ Hz, 1H), 7.57-7.62 (m, 2H), 7.66 (d, $J=8.4$ Hz, 1H); ESIMS found $C_{19}H_{18}O_5$ m/z 327.1 (M+H).

**16**

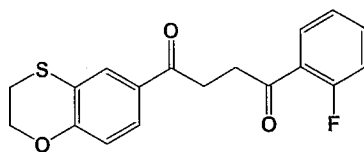
[001678] 1-(2,3-Dihydrobenzo[b][1,4]oxathiin-6-yl)-4-(2-(trifluoromethyl)phenyl)butane-1,4-dione **16**.

[001679] Yellow oil (16 mg, 0.04mmol). 1H NMR ($CDCl_3$, 400 MHz) δ ppm 3.13-3.19 (m, 2H), 3.22-3.30 (m, 2H), 3.36-3.45 (m, 2H), 4.47-4.55 (m, 2H), 6.89 (d, $J=8.58$ Hz, 1H), 7.57 (t, $J=7.76$ Hz, 1H), 7.62-7.80 (m, 5H); ESIMS found $C_{19}H_{15}F_3O_3S$ m/z 380.9 (M+H).

**18**

[001680] 1-(2,3-Dihydrobenzo[b][1,4]oxathiin-6-yl)-4-(4-(trifluoromethyl)phenyl)butane-1,4-dione **18**.

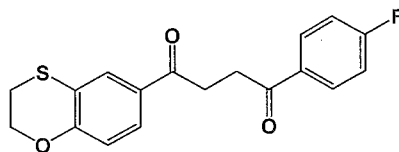
[001681] White solid (52 mg, 0.14 mmol). 1H NMR ($DMSO-d_6$, 400 MHz) δ ppm 3.24 (dd, $J=5.27$ Hz, $J=4.02$ Hz, 2 H), 3.36-3.39 (m, 2H), 3.39-3.45 (m, 2H), 4.39-4.49 (m, 2H), 6.95 (d, $J=8.53$ Hz, 1H), 7.67 (dd, $J=8.66$ Hz, $J=2.13$ Hz, 1H), 7.77 (d, $J=2.01$ Hz, 1H), 7.93 (d, $J=8.28$ Hz, 2H), 8.21 (d, $J=8.28$ Hz, 2H); ESIMS found $C_{19}H_{15}F_3O_3S$ m/z 380.9 (M+H).

**19**

[001682] 1-(2,3-Dihydrobenzo[b][1,4]oxathiin-6-yl)-4-(2-fluorophenyl)butane-1,4-dione **19**.

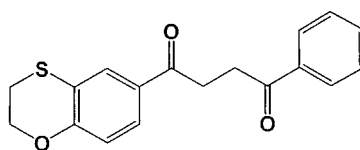
[001683] Yellow oil (11 mg, 0.03 mmol). 1H NMR ($CDCl_3$, 400 MHz) δ ppm 3.14-3.18 (m, 2H), 3.34-3.40 (m, 2H), 3.41-3.45 (m, 2H), 4.47-4.52 (m, 2H), 6.88 (d,

$J=8.53\text{Hz}$, 1H), 7.12-7.20 (m, 1H), 7.24 (td, $J=7.76$, 1.00Hz, 1H), 7.47-7.58 (m, 2H), 7.69 (dd, $J=8.53$, 2.26Hz, 1H), 7.78 (d, $J=2.01\text{Hz}$, 1H), 7.91 (td, $J=7.65$, 2.01Hz, 1H); ESIMS found $\text{C}_{18}\text{H}_{15}\text{FO}_3\text{S}$ m/z 330.9 (M+H).

**21**

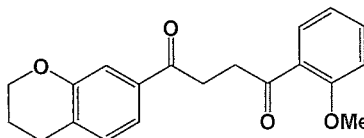
[001684] 1-(2,3-Dihydrobenzo[b][1,4]oxathiin-6-yl)-4-(4-fluorophenyl)butane-1,4-dione **21**.

[001685] White solid (15 mg, 0.05 mmol). ^1H NMR (CDCl_3 , 400 MHz) δ ppm 3.15-3.20 (m, 2H), 3.38-3.43 (m, 4H), 4.49-4.58 (m, 2H), 6.90 (d, $J=8.53\text{Hz}$, 1H), 7.12-7.21 (m, 2H), 7.70 (dd, $J=8.53\text{Hz}$, $J=2.26\text{Hz}$, 1H), 7.80 (d, $J=2.01\text{Hz}$, 1H), 8.05-8.11 (m, 2H); ESIMS found $\text{C}_{17}\text{H}_{15}\text{NO}_4$ m/z 330.9 (M+H).

**28**

[001686] 1-(2,3-Dihydrobenzo[b][1,4]oxathiin-6-yl)-4-phenylbutane-1,4-dione **28**.

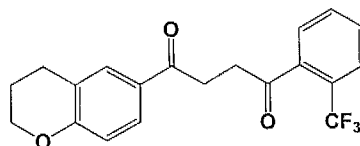
[001687] White solid (8 mg, 0.03 mmol). ^1H NMR (CDCl_3 , 400 MHz) δ ppm 3.14-3.20 (m, 2H), 3.36-3.43 (m, 2H), 3.43-3.49 (m, 2H), 4.48-4.56 (m, 2H), 6.90 (d, $J=8.53\text{Hz}$, 1H), 7.46-7.53 (m, 2H), 7.57-7.63 (m, 1H), 7.71 (dd, $J=8.53\text{Hz}$, $J=2.26\text{Hz}$, 1H), 7.81 (d, $J=2.26\text{Hz}$, 1H), 8.02-8.10 (m, 2H); ESIMS found $\text{C}_{18}\text{H}_{16}\text{O}_3\text{S}$ m/z 312.9 (M+H).

**61**

[001688] 1-(Chroman-7-yl)-4-(2-methoxyphenyl)butane-1,4-dione **61**.

[001689] Yellow oil (30 mg, 0.09 mmol). ^1H NMR (CDCl_3 , 400 MHz) δ ppm 2.84 (t, $J=6.40\text{Hz}$, 2H), 3.31-3.38 (m, 2H), 3.40-3.48 (m, 2H), 3.93 (s, 3H), 4.21-4.29 (m,

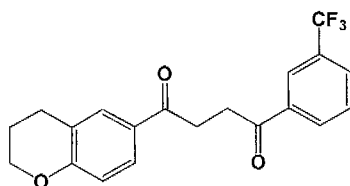
2H), 6.83 (d, $J=8.28\text{Hz}$, 1H), 6.95-7.08 (m, 2H), 7.4207.52 (m, 1H), 7.74-7.83 (m, 3H); ESIMS found $\text{C}_{20}\text{H}_{20}\text{O}_4$ m/z 325.0 (M+H).



68

[001690] 1-(Chroman-6-yl)-4-(2-(trifluoromethyl)phenyl)butane-1,4-dione **68**.

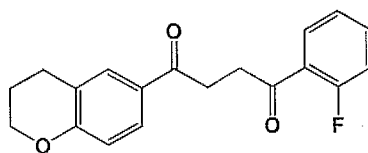
[001691] Yellow oil (35 mg, 0.10 mmol). ^1H NMR (CDCl_3 , 400 MHz) δ ppm 1.99-2.08 (m, 2H), 2.84 (t, $J=6.40\text{Hz}$, 2H), 3.27 (t, $J=6.04\text{Hz}$, 2H), 3.43 (t, $J=7.32\text{Hz}$, 2H), 4.26 (t, $J=5.28\text{Hz}$, 2H), 6.84 (d, $J=8.15\text{Hz}$, 1H), 7.57 (t, $J=7.52\text{Hz}$, 1H), 7.66 (t, $J=7.52\text{Hz}$, 1H), 7.69-7.83 (m, 4H); ESIMS found $\text{C}_{20}\text{H}_{17}\text{F}_3\text{O}_3$ m/z 363.0 (M+H).



69

[001692] 1-(Chroman-6-yl)-4-(3-(trifluoromethyl)phenyl)butane-1,4-dione **69**.

[001693] White solid (52 mg, 0.14 mmol). ^1H NMR ($\text{DMSO}-d_6$, 400 MHz) δ ppm 1.90-2.03 (m, 2H), 2.82 (t, $J=6.40\text{Hz}$, 2H), 3.37 (d, $J=2.76\text{Hz}$, 2H), 3.41-3.48 (m, 1H), 4.19-4.29 (m, 2H), 6.85 (d, $J=8.53\text{Hz}$, 1H), 7.75 (dd, $J=8.53\text{Hz}$, $J=2.26\text{Hz}$, 1H), 7.78-7.85 (m, 2H), 8.05 (d, $J=7.78\text{Hz}$, 1H), 8.26 (s, 1H), 8.34 (d, $J=7.78\text{Hz}$, 1H); ESIMS found $\text{C}_{20}\text{H}_{17}\text{F}_3\text{O}_3$ m/z 363.1 (M+H).

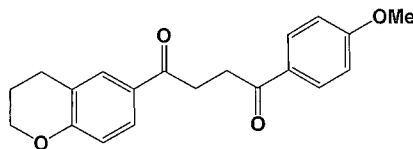


71

[001694] 1-(Chroman-6-yl)-4-(2-fluorophenyl)butane-1,4-dione **71**.

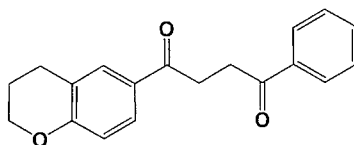
[001695] White solid (20 mg, 0.06 mmol). ^1H NMR (CDCl_3 , 400 MHz) δ ppm 1.98-2.11 (m, 2H), 2.85 (t, $J=6.8\text{Hz}$, 2H), 3.34-3.48 (m, 4H), 4.26 (t, $J=5.6\text{Hz}$, 2H), 6.84 (d, $J=8.4\text{Hz}$, 1H), 7.16 (ABX quartet, 1H), 7.24 (t, $J=7.6\text{Hz}$, 1H), 7.47-7.58 (m, 1H), 7.78

(s, 1H), 7.81 (d, $J=2$ Hz, 1H), 7.91 (dt, $J=1.6$ Hz, $J=7.6$ Hz, 1H); ESIMS found $C_{19}H_{17}FO_3$ m/z 313.0 (M+H).

**76**

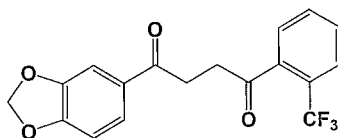
[001696] 1-(Chroman-6-yl)-4-(4-methoxyphenyl)butane-1,4-dione **76**.

[001697] White solid (20 mg, 0.06 mmol). 1H NMR ($CDCl_3$, 400 MHz) δ ppm 2.04 (quin, $J=6$ Hz, 2H), 2.84 (t, $J=6.4$ Hz, 2H), 3.33-3.46 (m, 4H), 3.89 (s, 3H), 4.26 (t, $J=5.6$ Hz, 2H), 6.84 (d, $J=8.8$ Hz, 1H), 6.96 (d, $J=8.8$ Hz, 2H), 7.80 (A_2X doublet, 2H), 8.03 (d, $J=8.8$ Hz, 2H); ESIMS found $C_{20}H_{20}O_4$ m/z 325.0 (M+H).

**80**

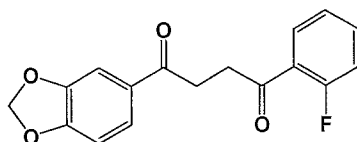
[001698] 1-(Chroman-6-yl)-4-phenylbutane-1,4-dione **80**.

[001699] White solid (16 mg, 0.05 mmol). 1H NMR ($CDCl_3$, 400 MHz) δ ppm 2.05 (q, $J=6.4$ Hz, 2H), 2.85 (t, $J=6.4$ Hz, 2H), 3.41 (d, $J=5.6$ Hz, 2H), 3.44 (d, $J=5.2$ Hz, 2H), 4.26 (t, $J=5.2$ Hz, 2H), 6.84 (d, $J=8.4$ Hz, 1H), 7.49 (t, $J=7.6$ Hz, 2H), 7.58 (t, $J=7.6$ Hz, 1H), 7.81 (d, $J=9.2$ Hz, 2H), 8.05 (d, $J=7.2$ Hz, 2H); ESIMS found $C_{19}H_{18}O_3$ m/z 295.0 (M+H).

**210**

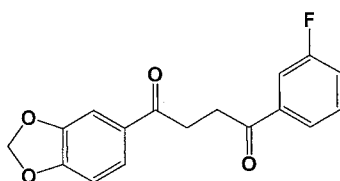
[001700] 1-(Benzo[d][1,3]dioxol-5-yl)-4-(2-(trifluoromethyl)phenyl)butane-1,4-dione **210**.

[001701] White solid (66 mg, 0.19 mmol). 1H NMR ($CDCl_3$, 400 MHz) δ ppm 3.26 (t, $J=6.4$ Hz, 2H), 3.40 (t, $J=6.4$ Hz, 2H), 6.05 (s, 2H), 6.87 (d, $J=8$ Hz, 1H), 7.48 (d, $J=1.6$ Hz, 1H), 7.57 (t, 1H), 7.60-7.68 (m, 2H), 7.68-7.79 (m, 2H); ESIMS found $C_{18}H_{13}F_3O_4$ m/z 350.9 (M+H).

**213**

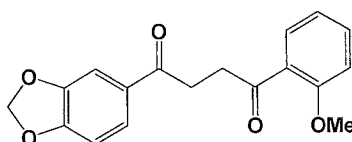
[001702] 1-(Benzo[*d*][1,3]dioxol-5-yl)-4-(2-fluorophenyl)butane-1,4-dione **213**.

[001703] White solid (10 mg, 0.03 mmol). ^1H NMR (CDCl_3 , 400 MHz) δ ppm 3.32-3.40 (m, 2H), 3.40-3.50 (m, 2H), 6.06 (s, 2H), 6.88 (d, $J=8.03\text{Hz}$, 1H), 7.17 (dd, $J=11.17$, 8.41Hz , 1H), 7.24 (t, $J=7.65\text{Hz}$, 1H), 7.49 (d, $J=1.51\text{Hz}$, 1H), 7.50-7.59 (m, 1H), 7.66 (dd, $J=8.16$, 1.63Hz , 1H), 7.91 (td, $J=7.65$, 1.76Hz , 1H); ESIMS found $\text{C}_{17}\text{H}_{13}\text{FO}_4$ m/z 301.0 (M+H).

**214**

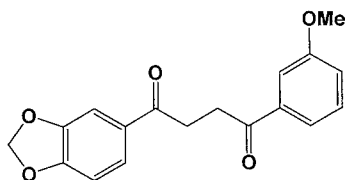
[001704] 1-(Benzo[*d*][1,3]dioxol-5-yl)-4-(3-fluorophenyl)butane-1,4-dione **214**.

[001705] White solid (30 mg, 0.10 mmol). ^1H NMR (CDCl_3 , 400 MHz) δ ppm 3.41 (s, 4H), 6.06 (s, 2H), 6.89 (d, $J=8.4\text{Hz}$, 1H), 7.29 (dt, $J=2.4\text{Hz}$, $J=7.2\text{Hz}$, 1H), 7.43-7.53 (m, 2H), 7.67 (dd, $J=1.2\text{Hz}$, $J=8\text{Hz}$, 1H), 7.70 (d, $J=8.4\text{Hz}$, 1H), 7.83 (d, $J=8\text{Hz}$, 1H); ESIMS found $\text{C}_{17}\text{H}_{13}\text{FO}_4$ m/z 323.0 (M+H).

**216**

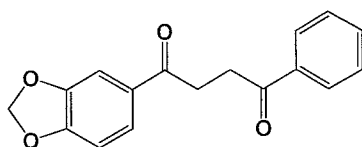
[001706] 1-(Benzo[*d*][1,3]dioxol-5-yl)-4-(2-methoxyphenyl)butane-1,4-dione **216**.

[001707] White solid (30 mg, 0.10 mmol). ^1H NMR (CDCl_3 , 400 MHz) δ ppm 3.34 (t, $J=6.4\text{Hz}$, 2H), 3.45 (t, $J=6.4\text{Hz}$, 2H), 3.93 (s, 3H), 6.05 (s, 2H), 6.87 (d, $J=8\text{Hz}$, 1H), 6.96-7.06 (m, 2H), 7.48 (t, 1H), 7.50 (d, $J=1.2\text{Hz}$, 1H), 7.66 (dd, $J=1.6\text{Hz}$, $J=8\text{Hz}$, 1H), 7.77 (dd, $J=1.6\text{Hz}$, $J=8\text{Hz}$, 1H); ESIMS found $\text{C}_{18}\text{H}_{16}\text{O}_5$ m/z 313.0 (M+H).

**217**

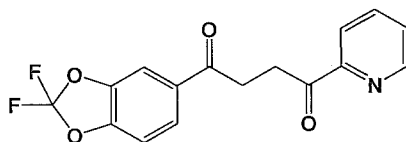
[001708] 1-(Benzo[*d*][1,3]dioxol-5-yl)-4-(3-methoxyphenyl)butane-1,4-dione **217**.

[001709] White solid (30 mg, 0.10 mmol). ^1H NMR (CDCl_3 , 400 MHz) δ ppm 3.35-3.41 (m, 2H), 3.41-3.47 (m, 2H), 3.87 (s, 3H), 6.06 (s, 2H), 6.88 (d, $J=8.28\text{Hz}$, 1H), 7.13 (ddd, $J=8.16$, 2.64, 1.00Hz, 1H), 7.40 (t, $J=7.91\text{Hz}$, 1H), 7.50 (d, $J=1.52\text{Hz}$, 1H), 7.55 (dd, $J=2.52$, $J=1.52\text{Hz}$, 1H), 7.64 (dt, $J=7.84$, 1.10Hz, 1H), 7.68 (dd, $J=8.03$, 1.76Hz, 1H); ESIMS found $\text{C}_{18}\text{H}_{16}\text{O}_5$ m/z 313.0 (M+H).

**222**

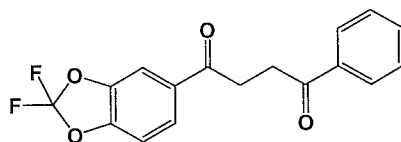
[001710] 1-(Benzo[*d*][1,3]dioxol-5-yl)-4-phenylbutane-1,4-dione **222**.

[001711] White solid (48 mg, 0.17 mmol). ^1H NMR (CDCl_3 , 400 MHz) δ ppm 3.39 (t, $J=5.6\text{Hz}$, 2H), 3.45 (t, $J=5.6\text{Hz}$, 2H), 6.06 (s, 2H), 6.88 (d, $J=8.4\text{Hz}$, 1H), 7.43-7.53 (m, 3H), 7.58 (t, $J=7.6\text{Hz}$, 1H), 7.68 (d, $J=8.4\text{Hz}$, 1H), 8.04 (d, $J=7.6\text{Hz}$, 2H); ESIMS found $\text{C}_{17}\text{H}_{14}\text{O}_4$ m/z 283.0 (M+H).

**232**

[001712] 1-(2,2-Difluorobenzo[*d*][1,3]dioxol-5-yl)-4-(pyridin-2-yl)butane-1,4-dione **232**.

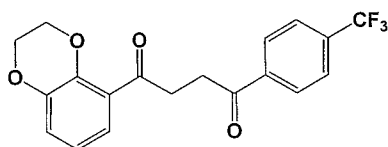
[001713] White solid (11 mg, 0.03 mmol). ^1H NMR (CDCl_3 , 400 MHz) δ ppm 3.44 (t, $J=6\text{Hz}$, 2H), 3.73 (t, $J=6\text{Hz}$, 2H), 7.18 (d, $J=8.4\text{Hz}$, 1H), 7.53 (t, $J=4\text{Hz}$, 1H), 7.78 (s, 1H), 7.83-7.95 (m, 2H), 8.07 (d, $J=8\text{Hz}$, 1H), 8.75 (d, $J=4\text{Hz}$, 1H); ESIMS found $\text{C}_{16}\text{H}_{11}\text{F}_2\text{NO}_4$ m/z 320.1 (M+H).

**235**

[001714] 1-(2,2-Difluorobenzo[d][1,3]dioxol-5-yl)-4-phenylbutane-1,4-dione

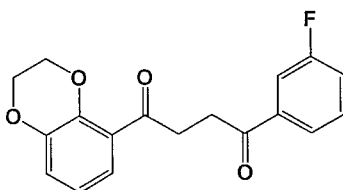
235.

[001715] White solid (20 mg, 0.06 mmol). ^1H NMR (CDCl_3 , 400 MHz) δ ppm 3.43 (t, $J=6\text{Hz}$, 2H), 3.50 (t, $J=6\text{Hz}$, 2H), 7.19 (d, $J=8.4\text{Hz}$, 1H), 7.51 (t, $J=7.6\text{Hz}$, 2H), 7.62 (t, $J=7.6\text{Hz}$, 1H), 7.78 (d, $J=2\text{Hz}$, 1H), 7.91 (dd, $J=1.5\text{Hz}$, $J=8.4\text{Hz}$, 1H), 8.06 (d, $J=7.2\text{Hz}$, 2H); ESIMS found $\text{C}_{17}\text{H}_{12}\text{F}_2\text{O}_4$ m/z 318.9 (M+H).

**238**

[001716] 1-(2,3-Dihydrobenzo[b][1,4]dioxin-5-yl)-4-(4-(trifluoromethyl)phenyl)butane-1,4-dione **238.**

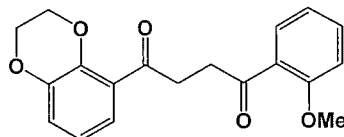
[001717] White solid (14 mg, 0.04 mmol). ^1H NMR (CDCl_3 , 400 MHz) δ ppm 3.43 (t, $J=6\text{Hz}$, 2H), 3.51 (t, $J=6\text{Hz}$, 2H), 4.34 (t, $J=4\text{Hz}$, 2H), 4.42 (t, $J=4\text{Hz}$, 2H), 6.91 (t, $J=8\text{Hz}$, 1H), 7.06 (dd, $J=1.2\text{Hz}$, $J=8\text{Hz}$, 1H), 7.38 (dd, $J=1.6\text{Hz}$, $J=8\text{Hz}$, 1H), 7.77 (d, $J=8\text{Hz}$, 2H), 8.16 (d, $J=8.4\text{Hz}$, 2H); ESIMS found $\text{C}_{19}\text{H}_{15}\text{F}_3\text{O}_4$ m/z 365.0 (M+H).

**240**

[001718] 1-(2,3-Dihydrobenzo[b][1,4]dioxin-5-yl)-4-(3-fluorophenyl)butane-1,4-dione **240.**

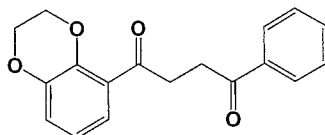
[001719] White solid (79 mg, 0.25 mmol). ^1H NMR (CDCl_3 , 400 MHz) δ ppm 3.40 (t, $J=6\text{Hz}$, 2H), 3.48 (t, $J=6\text{Hz}$, 2H), 4.34 (dd, $J=4\text{Hz}$, $J=6\text{Hz}$, 2H), 4.41 (dd, $J=4\text{Hz}$, $J=6\text{Hz}$, 2H), 6.91 (t, $J=7.6\text{Hz}$, 1H), 7.05 (dd, $J=1.6\text{Hz}$, $J=8\text{Hz}$, 1H), 7.26-7.32 (m, 1H),

7.38 (dd, $J=1.6\text{Hz}$, $J=8\text{Hz}$, 1H), 7.48 (dd, $J=7.6\text{Hz}$, $J=8.8\text{Hz}$, 1H), 7.73 (d, $J=8.8\text{Hz}$, 1H), 7.85 (d, $J=7.6\text{Hz}$, 1H); ESIMS found $\text{C}_{18}\text{H}_{15}\text{FO}_4$ m/z 314.9 (M+H).

**242**

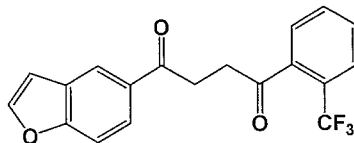
[001720] 1-(2,3-Dihydrobenzo[*b*][1,4]dioxin-5-yl)-4-(2-methoxyphenyl)butane-1,4-dione **242**.

[001721] White solid (40 mg, 0.12 mmol). ^1H NMR (CDCl_3 , 400 MHz) δ ppm 3.29-3.46 (m, 4H), 3.93 (s, 3H), 4.25-4.35 (m, 2H), 4.35-4.43 (m, 2H), 6.88 (t, $J=8\text{Hz}$, 1H), 6.94-7.07 (m, 3H), 3.34 (dd, $J=1.6\text{Hz}$, $J=8\text{Hz}$, 1H), 7.46 (dt, $J=1.6\text{Hz}$, $J=7.6\text{Hz}$, 1H), 7.76 (dd, $J=1.6\text{Hz}$, $J=7.6\text{Hz}$, 1H); ESIMS found $\text{C}_{19}\text{H}_{18}\text{O}_5$ m/z 327.0 (M+H).

**248**

[001722] 1-(2,3-Dihydrobenzo[*b*][1,4]dioxin-5-yl)-4-phenylbutane-1,4-dione **248**.

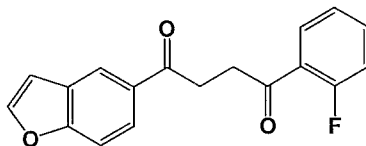
[001723] White solid (28 mg, 0.10 mmol). ^1H NMR (CDCl_3 , 400 MHz) δ ppm 3.39-3.54 (m, 4H), 4.28-4.35 (m, 2H), 4.35-4.44 (m, 2H), 6.89 (t, $J=7.6\text{Hz}$, 1H), 7.03 (dd, $J=2.4\text{Hz}$, $J=7.6\text{Hz}$, 1H), 7.36 (dd, $J=1.2\text{Hz}$, $J=7.6\text{Hz}$, 1H), 7.48 (t, $J=7.6\text{Hz}$, 2H), 7.58 (t, $J=7.6\text{Hz}$, 1H), 8.04 (dd, $J=1.2\text{Hz}$, $J=8\text{Hz}$, 2H); ESIMS found $\text{C}_{18}\text{H}_{16}\text{O}_4$ m/z 297.0 (M+H).

**275**

[001724] 1-(Benzofuran-5-yl)-4-(2-(trifluoromethyl)phenyl)butane-1,4-dione **275**.

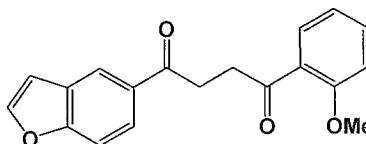
[001725] Oil (27 mg, 0.08 mmol). ^1H NMR (CDCl_3 , 400 MHz) δ ppm 3.34 (t, $J=6\text{Hz}$, 2H), 3.57 (t, $J=6\text{Hz}$, 2H), 6.89 (d, $J=1.2\text{Hz}$, 1H), 7.60 (t, $J=8.4\text{Hz}$, 2H), 7.68 (t,

$J=7.2\text{Hz}$, 1H), 7.71-7.74 (m, 2H), 7.78 (t, $J=7.2\text{Hz}$, 1H), 8.05 (dd, $J=1.6\text{Hz}$, $J=8.4\text{Hz}$, 1H), 8.36 (s, 1H); ESIMS found $\text{C}_{19}\text{H}_{13}\text{F}_3\text{O}_3$ m/z 346.9 (M+H).

**278**

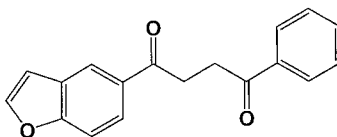
[001726] 1-(Benzofuran-5-yl)-4-(2-fluorophenyl)butane-1,4-dione **278**.

[001727] White solid (34 mg, 0.11 mmol). ^1H NMR (DMSO- d_6 , 400 MHz) δ ppm 3.34-3.46-3.52 (m, 2H), 7.12 (t, $J=1.50\text{Hz}$, 1H), 7.32-7.44 (m, 2H), 7.65-7.71 (m, 1H), 7.73 (d, $J=8.78\text{Hz}$, 1H), 7.86 (td, $J=7.65$, 1.76Hz, 1H), 7.99 (dd, $J=8.78$, 1.76Hz, 1H), 8.13 (d, $J=2.26\text{Hz}$, 1H), 7.12 (d, $J=1.50\text{Hz}$, 1H); ESIMS found $\text{C}_{18}\text{H}_{13}\text{FO}_3$ m/z 297.0 (M+H).

**281**

[001728] 1-(Benzofuran-5-yl)-4-(2-methoxyphenyl)butane-1,4-dione **281**.

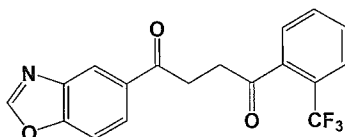
[001729] White solid (50 mg, 0.16 mmol). ^1H NMR (CDCl_3 , 400 MHz) δ ppm 3.45-3.53 (m, 4H), 3.94 (s, 3H), 6.88 (dd, $J=2.26$, 0.75Hz, 1H), 6.95-7.08 (m, 2H), 7.49 (ddd, $J=8.34$, 7.34, 1.88Hz, 1H), 7.57 (d, $J=8.53\text{Hz}$, 1H), 7.70 (d, $J=2.26\text{Hz}$, 1H), 7.79 (dd, $J=7.65$, 1.88Hz, 1H), 8.05 (dd, $J=8.78$, 1.76Hz, 1H), 8.36 (d, $J=1.76\text{Hz}$, 1H); ESIMS found $\text{C}_{19}\text{H}_{16}\text{O}_4$ m/z 309.1 (M+H).

**287**

[001730] 1-(Benzofuran-5-yl)-4-phenylbutane-1,4-dione **287**.

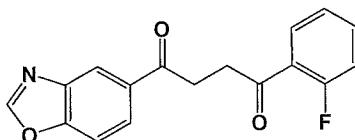
[001731] White solid (16 mg, 0.06 mmol). ^1H NMR (DMSO- d_6 , 400 MHz) δ ppm 3.41-3.47 (m, 2H) 3.47-3.52 (m, 2H) 7.13 (dd, $J=2.13\text{Hz}$, $J=0.88\text{Hz}$, 1H) 7.57 (t, $J=7.56\text{Hz}$, 2H) 7.67 (t, $J=6.99\text{Hz}$, 1H) 7.74 (d, $J=8.78\text{Hz}$, 1H) 8.00 (dd, $J=8.53\text{Hz}$,

$J=1.76\text{Hz}$, 1H) 8.02 - 8.06 (m, 2H) 8.14 (d, $J=2.26\text{Hz}$, 1H) 8.44 (d, $J=1.76\text{Hz}$, 1H); ESIMS found $\text{C}_{18}\text{H}_{14}\text{O}_3$ m/z 279.1 (M+H).

**288**

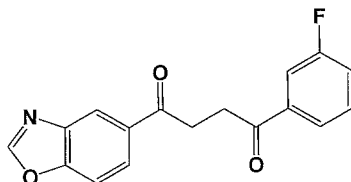
[001732] 1-(Benzo[*d*]oxazol-5-yl)-4-(2-(trifluoromethyl)phenyl)butane-1,4-dione **288**.

[001733] White solid (15 mg, 0.04 mmol). ^1H NMR (CDCl_3 , 400 MHz) δ ppm 3.31-3.38 (m, 2H), 3.54-3.60 (m, 2H), 7.59 (t, $J=7.66\text{Hz}$, 1H), 7.66-7.71 (m, 2H), 7.74 (d, $J=7.78\text{Hz}$, 1H), 7.79 (d, $J=7.53\text{Hz}$, 1H), 8.15 (dd, $J=1.6\text{Hz}$, $J=8.31\text{Hz}$, 1H), 8.21 (s, 1H), 8.50 (d, $J=1.51\text{Hz}$, 1H); ESIMS found $\text{C}_{18}\text{H}_{12}\text{F}_3\text{NO}_3$ m/z 348.1 (M+H).

**291**

[001734] 1-(Benzo[*d*]oxazol-5-yl)-4-(2-fluorophenyl)butane-1,4-dione **291**.

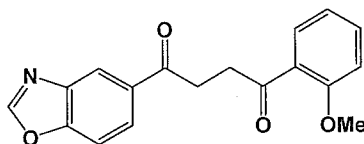
[001735] White solid (12 mg, 0.04 mmol). ^1H NMR (CDCl_3 , 400 MHz) δ ppm 3.45-3.59 (m, 4H), 7.18 (ddd, $J=11.23$, 8.34, 1.00Hz, 1H), 7.22-7.27 (m, 1H), 7.49-7.60 (m, 1H), 7.68 (d, $J=8.78\text{Hz}$, 1H), 7.92 (td, $J=7.65$, 1.76Hz, 1H), 8.17 (dd, $J=8.56$, 1.76Hz, 1H), 8.20 (s, 1H), 8.51 (d, $J=1.25\text{Hz}$, 1H); ESIMS found $\text{C}_{17}\text{H}_{12}\text{FNO}_3$ m/z 298.1 (M+H).

**292**

[001736] 1-(Benzo[*d*]oxazol-5-yl)-4-(3-fluorophenyl)butane-1,4-dione **292**.

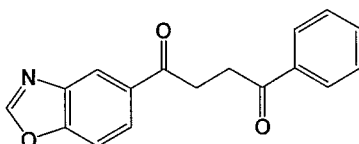
[001737] White solid (28 mg, 0.09 mmol). ^1H NMR (CDCl_3 , 400 MHz) δ ppm 3.45-3.52 (m, 2H), 3.54-3.61 (m, 2H), 7.31 (dt, $J=1.00\text{Hz}$, $J=8.28\text{Hz}$, 1H), 7.50 (td, $J=8.03\text{Hz}$, $J=5.52\text{Hz}$, 1H), 7.70 (d, $J=8.53\text{Hz}$, 1H), 7.72-7.78 (m, 1H), 7.87 (dt,

$J=7.78\text{Hz}$, $J=1.13\text{Hz}$, 1H), 8.18 (d, $J=8.73\text{Hz}$, 1H), 8.21 (s, 1H), 8.53 (d, $J=1.51\text{Hz}$, 1H); ESIMS found $\text{C}_{17}\text{H}_{12}\text{FNO}_3$ m/z 298.0 (M+H).

**294**

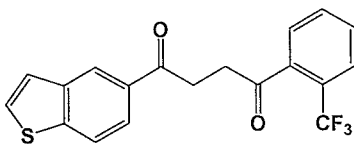
[001738] 1-(Benzo[d]oxazol-5-yl)-4-(2-methoxyphenyl)butane-1,4-dione **294**.

[001739] White solid (10 mg, 0.03 mmol). ^1H NMR (CDCl_3 , 400 MHz) δ ppm 3.44-3.56 (m, 4H), 3.95 (s, 3H), 6.95-7.08 (m, 2H), 7.49 (td, $J=7.80$, 1.50Hz, 1H), 7.67 (d, $J=8.53\text{Hz}$, 1H), 7.79 (dd, $J=7.65$, 1.63Hz, 1H), 8.16 (dd, $J=8.80$, 1.50Hz, 1H), 8.19 (s, 1H), 8.51 (d, $J=1.00\text{Hz}$, 1H); ESIMS found $\text{C}_{18}\text{H}_{15}\text{NO}_4$ m/z 310.1 (M+H).

**300**

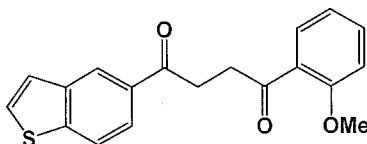
[001740] 1-(Benzo[d]oxazol-5-yl)-4-phenylbutane-1,4-dione **300**.

[001741] White solid (50 mg, 0.18 mmol). ^1H NMR (CDCl_3 , 400 MHz) δ ppm 3.48-3.59 (m, 4H), 7.46-7.55 (m, 2H), 7.60 (tt, $J=1.24\text{Hz}$, $J=7.52\text{Hz}$, 1H), 7.68 (d, $J=8.53\text{Hz}$, 1H), 8.03-8.09 (m, 2H), 8.17 (dd, $J=8.78\text{Hz}$, $J=1.76\text{Hz}$, 1H), 8.20 (s, 1H), 8.53 (d, $J=1.51\text{Hz}$, 1H); ESIMS found $\text{C}_{17}\text{H}_{13}\text{NO}_3$ m/z 280.0 (M+H).

**301**

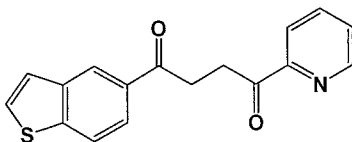
[001742] 1-(Benzo[b]thiophen-5-yl)-4-(2-(trifluoromethyl)phenyl)butane-1,4-dione **301**.

[001743] White solid (83 mg, 0.23 mmol). ^1H NMR ($\text{DMSO}-d_6$, 400 MHz) δ ppm 3.30-3.37 (m, 2H), 3.48-3.57 (m, 2H), 7.65 (d, $J=5.27\text{Hz}$, 1H), 7.75 (t, $J=7.61\text{Hz}$, 1H), 7.85 (t, $J=7.76$ 2H), 7.91 (d, $J=5.27\text{Hz}$, 1H), 7.95-8.01 (m, 2H), 8.17 (d, $J=8.53\text{Hz}$, 1H), 8.65 (d, $J=1.25\text{Hz}$, 1H); ESIMS found $\text{C}_{19}\text{H}_{13}\text{F}_3\text{O}_2\text{S}$ m/z 362.9 (M+H).

**307**

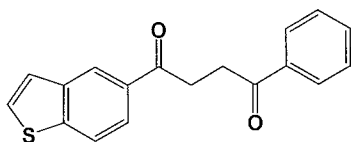
[001744] 1-(Benzo[*b*]thiophen-5-yl)-4-(2-methoxyphenyl)butane-1,4-dione **307**.

[001745] Brown solid (20 mg, 0.06 mmol). ^1H NMR (CDCl_3 , 400 MHz) δ ppm 3.52 (s, 2H), 3.95 (s, 2H), 6.97-7.09 (m, 2H), 7.43-7.52 (m, 2H), 7.54 (d, $J=5.52\text{Hz}$, 1H), 7.79 (dd, $J=7.78$, 1.76Hz, 1H), 7.96 (d, $J=8.52\text{Hz}$, 1H), 8.02 (dd, $J=8.52$, 1.24Hz, 1H), 8.54 (d, $J=1.00\text{Hz}$, 1H); ESIMS found $\text{C}_{19}\text{H}_{16}\text{O}_3\text{S}$ m/z 324.9 ($\text{M}+\text{H}$).

**310**

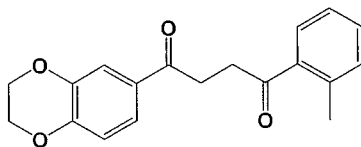
[001746] 1-(Benzo[*b*]thiophen-5-yl)-4-(pyridin-2-yl)butane-1,4-dione **310**.

[001747] White solid (20 mg, 0.07 mmol). ^1H NMR ($\text{DMSO}-d_6$, 400 MHz) δ ppm 3.50-3.55 (m, 2H), 3.55-3.61 (m, 2H), 7.63 (d, $J=5.52\text{Hz}$, 1H), 7.69 (ddd, $J=1.52\text{Hz}$, $J=5.52\text{Hz}$, $J=7.52\text{Hz}$, 1H), 7.89 (d, $J=5.52\text{Hz}$, 1H), 7.92-7.98 (m, 2H), 8.02 (dt, $J=1.76$, $J=7.67\text{Hz}$, 1H), 8.15 (d, $J=8.53\text{Hz}$, 1H), 8.62 (d, $J=1.51\text{Hz}$, 1H), 8.77 (d, $J=4.79\text{Hz}$, 1H); ESIMS found $\text{C}_{17}\text{H}_{13}\text{NO}_2\text{S}$ m/z 296.1 ($\text{M}+\text{H}$).

**313**

[001748] 1-(Benzo[*b*]thiophen-5-yl)-4-phenylbutane-1,4-dione **313**.

[001749] White solid (105 mg, 0.36 mmol). ^1H NMR ($\text{DMSO}-d_6$, 400 MHz) δ ppm 3.41-3.48 (m, 2H), 3.48-3.55 (m, 2H), 7.51-7.61 (m, 2H), 7.62-7.71 (m, 2H), 7.91 (d, $J=5.52\text{Hz}$, 1H), 7.96 (dd, $J=8.53\text{Hz}$, $J=1.51\text{Hz}$, 1H), 8.03 (d, $J=7.36\text{Hz}$, 2H), 8.16 (d, $J=8.53\text{Hz}$, 1H), 8.64 (d, $J=1.51\text{Hz}$, 1H); ESIMS found $\text{C}_{18}\text{H}_{14}\text{O}_2\text{S}$ m/z 295.1 ($\text{M}+\text{H}$).

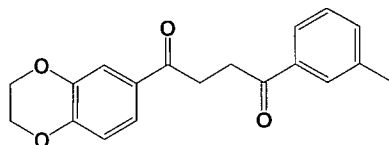


342

[001750] 1-(2,3-Dihydrobenzo[*b*][1,4]dioxin-6-yl)-4-(*o*-tolyl)butane-1,4-dione

342.

[001751] White solid (15 mg, 0.05 mmol). ¹H NMR (CDCl₃, 400 MHz) δ ppm 2.52 (s, 3H), 3.35 (t, *J*=5.2Hz, 2H), 3.39 (t, *J*=5.2Hz, 2H), 4.31 (d, *J*=5.2Hz, 2H), 4.35 (d, *J*=5.2Hz, 2H), 6.95 (AA'BB'quartet, 1H), 7.26-7.35 (m, 2H), 7.40 (t, *J*=7.6Hz, 1H), 7.56-7.61 (m, 2H), 7.83 (d, *J*=7.2Hz, 1H); ESIMS found C₁₉H₁₈O₄ *m/z* 311.1 (M+H).

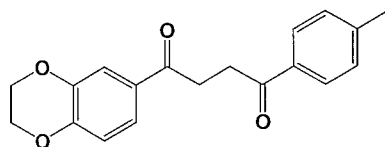


343

[001752] 1-(2,3-Dihydrobenzo[*b*][1,4]dioxin-6-yl)-4-(*m*-tolyl)butane-1,4-dione

343.

[001753] White solid (13 mg, 0.04 mmol). ¹H NMR (CDCl₃, 400 MHz) δ ppm 2.43 (s, 3H), 3.39 (t, *J*=4.8Hz, 2H), 3.43 (t, *J*=4.8Hz, 2H), 4.30 (d, *J*=5.2Hz, 2H), 4.33 (d, *J*=5.2Hz, 2H), 6.93 (AA'BB'quartet, 1H), 7.34-7.42 (m, 2H), 7.56-7.62 (m, 2H), 7.84 (d, *J*=7.6Hz, 2H); ESIMS found C₁₉H₁₈O₄ *m/z* 311.1 (M+H).

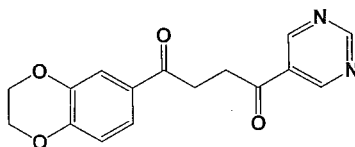


344

[001754] 1-(2,3-Dihydrobenzo[*b*][1,4]dioxin-6-yl)-4-(*p*-tolyl)butane-1,4-dione

344.

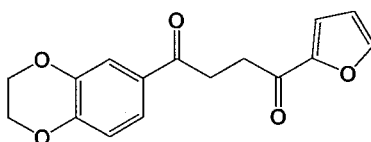
[001755] White solid (26 mg, 0.08 mmol). ¹H NMR (CDCl₃, 400 MHz) δ ppm 2.43 (s, 3H), 3.35-3.45 (m, 4H), 4.30 (d, *J*=5.6Hz, 2H), 4.33 (d, *J*=5.6Hz, 2H), 6.93 (AA'BB'quartet, 1H), 7.26-7.33 (m, 2H), 7.57-7.63 (m, 2H), 7.94 (d, *J*=8Hz, 2H); ESIMS found C₁₉H₁₈O₄ *m/z* 311.1 (M+H).



345

[001756] 1-(2,3-Dihydrobenzo[*b*][1,4]dioxin-6-yl)-4-(pyrimidin-5-yl)butane-1,4-dione **345**.

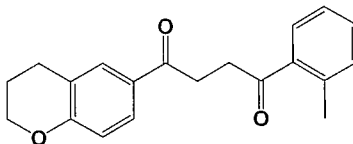
[001757] White solid (9 mg, 0.03 mmol). ¹H NMR (CDCl₃, 400 MHz) δ ppm 3.40 (t, *J*=6Hz, 2H), 3.48 (t, *J*=6Hz, 2H), 4.28-4.39 (m, 4H), 6.96 (AA'BB'quartet, 1H), 7.55-7.62 (m, 2H), 9.34 (s, 2H), 9.41 (s, 1H); ESIMS found C₁₆H₁₄N₂O₄ *m/z* 299.0 (M+H).



346

[001758] 1-(2,3-Dihydrobenzo[*b*][1,4]dioxin-6-yl)-4-(furan-2-yl)butane-1,4-dione **346**.

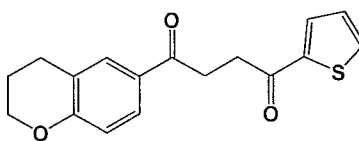
[001759] White solid (42mg, 0.15 mmol). ¹H NMR (CDCl₃, 400 MHz) δ ppm 3.29 (t, *J*=6Hz, 2H), 3.38 (t, *J*=6Hz, 2H), 4.26-4.31 (m, 2H), 4.31-4.36 (m, 2H), 6.56 (dd, *J*=2Hz, *J*=5.2Hz, 1H), 6.92 (AA'BB'quartet, 1H), 7.25-7.29 (m, 1H), 7.55-7.64 (m, 2H), 7.61 (s, 1H); ESIMS found C₁₆H₁₄O₅ *m/z* 287.1 (M+H).



358

[001760] 1-(Chroman-6-yl)-4-(*o*-tolyl)butane-1,4-dione **358**.

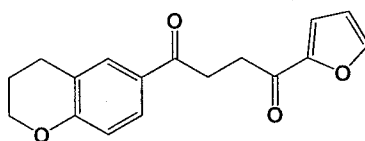
[001761] Yellow solid (28 mg, 0.09 mmol). ¹H NMR (CDCl₃, 400 MHz) δ ppm 1.99-2.08 (m, 2H), 2.51 (s, 3H), 2.84 (t, *J*=6.53Hz, 2H), 3.31-3.36 (m, 2H), 3.36-3.42 (m, 2H), 4.26 (t, *J*=5.28Hz, 2H), 6.84 (d, *J*=8.28Hz, 1H), 7.24-7.32 (m, 2H), 7.39 (td, *J*=7.50, 1.52Hz, 1H), 7.77-7.84 (m, 3H); ESIMS found C₂₀H₂₀O₃ *m/z* 309.2 (M+H).



364

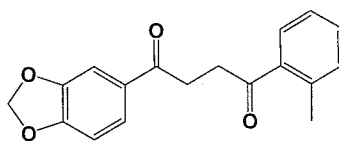
[001762] 1-(Chroman-6-yl)-4-(thiophen-2-yl)butane-1,4-dione **364**.

[001763] Yellow solid (18 mg, 0.06 mmol). ^1H NMR (DMSO- d_6 , 400 MHz) δ ppm 1.94 (quin, $J=5.02\text{Hz}$, 2H), 2.80 (t, $J=6.15\text{Hz}$, 2H), 3.31 (s, 4H), 3.36 (s, 4H), 4.21 (t, $J=4.76\text{Hz}$, 2H), 6.83 (d, $J=8.53\text{Hz}$, 1H), 7.26 (t, $J=4.27\text{Hz}$, 1H), 7.73 (d, $J=8.53\text{Hz}$, 1H), 7.77 (s, 1H), 8.00 (d, $J=4.77\text{Hz}$, 1H), 8.04 (d, $J=3.76\text{Hz}$, 1H); ESIMS found $\text{C}_{17}\text{H}_{16}\text{O}_3\text{S}$ m/z 301.1 (M+H).

**365**

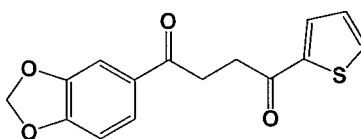
[001764] 1-(Chroman-6-yl)-4-(furan-2-yl)butane-1,4-dione **365**.

[001765] White solid (11 mg, 0.04 mmol). ^1H NMR (CDCl_3 , 400 MHz) δ ppm 2.04 (quin, $J=5.00\text{Hz}$, 2H), 2.84 (t, $J=6.40\text{Hz}$, 2H), 3.26-3.32 (m, 2H), 3.35-3.42 (m, 2H), 4.25 (t, $J=5.04\text{Hz}$, 2H), 6.56 (dd, $J=3.51, 1.76\text{Hz}$, 1H), 6.83 (d, $J=8.28\text{Hz}$, 1H), 7.25-7.28 (m, 1H), 7.61 (d, $J=0.75\text{Hz}$, 1H), 7.74-7.81 (m, 2H); ESIMS found $\text{C}_{17}\text{H}_{16}\text{O}_4$ m/z 285.2 (M+H).

**368**

[001766] 1-(Benzo[d][1,3]dioxol-5-yl)-4-(o-tolyl)butane-1,4-dione **368**.

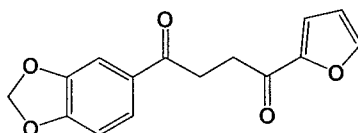
[001767] White solid (66 mg, 0.22 mmol). ^1H NMR (DMSO- d_6 , 400 MHz) δ ppm 2.37 (s, 3H), 3.24 (t, $J=6\text{Hz}$, 2H), 3.27-3.35 (m, 2H), 6.14 (s, 2H), 7.06 (d, $J=8\text{Hz}$, 1H), 7.30 (t, $J=7.2\text{Hz}$, 1H), 7.35 (d, 1H), 7.43 (t, 1H), 7.48 (s, 1H), 7.68 (dd, $J=1.6\text{Hz}$, $J=8.4\text{Hz}$, 1H), 7.84 (d, $J=7.2\text{Hz}$, 1H); ESIMS found $\text{C}_{18}\text{H}_{16}\text{O}_4$ m/z 297.0 (M+H).

**374**

[001768] 1-(Benzo[d][1,3]dioxol-5-yl)-4-(thiophen-2-yl)butane-1,4-dione **374**.

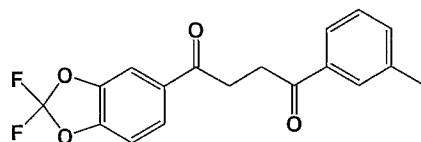
[001769] White solid (23 mg, 0.08 mmol). ^1H NMR (DMSO- d_6 , 400 MHz) δ ppm 3.30-3.36 (m, 4H), 6.14 (s, 2H), 7.06 (d, $J=8.03\text{Hz}$, 1H), 7.27 (dd, $J=5.02, 3.76\text{Hz}$,

1H), 7.46 (d, $J=1.51$ Hz, 1H), 7.66 (dd, $J=8.28$, 1.76Hz, 1H), 8.00 (dd, $J=5.02$, 1.00Hz, 1H), 8.04 (dd, $J=3.76$, 1.25Hz, 1H); ESIMS found $C_{15}H_{12}O_4S$ m/z 288.9 (M+H).

**375**

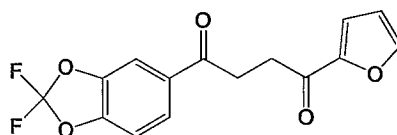
[001770] 1-(Benzo[d][1,3]dioxol-5-yl)-4-(furan-2-yl)butane-1,4-dione **375**.

[001771] White solid (10 mg, 0.04 mmol). 1H NMR (DMSO- d_6 , 400 MHz) δ ppm 3.13-3.20 (m, 2H), 3.28-3.35 (m, 2H), 6.14 (s, 2H), 6.73 (dd, $J=3.51$, 1.76Hz, 1H), 7.05 (d, $J=8.03$ Hz, 1H), 7.46 (d, $J=1.76$ Hz, 1H), 7.49 (d, $J=3.86$ Hz, 1H), 7.66 (dd, $J=8.16$, 1.63Hz, 1H), 8.00 (d, $J=1.00$ Hz, 1H); ESIMS found $C_{15}H_{12}O_5$ m/z 273.0 (M+H).

**379**

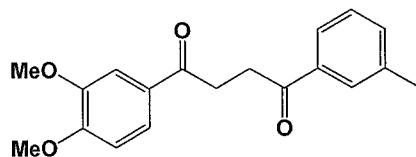
[001772] 1-(2,2-Difluorobenzo[d][1,3]dioxol-5-yl)-4-(*m*-tolyl)butane-1,4-dione **379**.

[001773] White solid (308.2 mg, 0.98 mmol). 1H NMR ($CDCl_3$, 400 MHz) δ ppm 2.43 (s, 3H), 3.41 (t, $J=5.6$ Hz, 2H), 3.47 (t, $J=5.6$ Hz, 2H), 7.17 (d, $J=8.4$ Hz, 1H), 7.39 (q, $J=8.8$ Hz, 2H), 7.77 (d, $J=1.6$ Hz, 1H), 7.84 (d, $J=6.8$ Hz, 2H), 7.90 (dd, $J=1.6$ Hz, $J=8.4$ Hz, 1H); ESIMS found $C_{18}H_{14}F_2O_4$ m/z 333.1 (M+H).

**385**

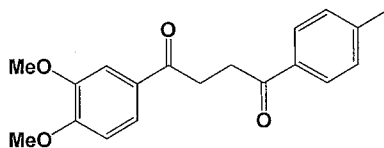
[001774] 1-(2,2-Difluorobenzo[d][1,3]dioxol-5-yl)-4-(furan-2-yl)butane-1,4-dione **385**.

[001775] White solid (11 mg, 0.04 mmol). 1H NMR ($CDCl_3$, 400 MHz) δ ppm 3.33 (t, $J=6$ Hz, 2H), 3.39 (t, $J=6$ Hz, 2H), 6.57 (dd, $J=2.5$ Hz, $J=3.5$ Hz, 1H), 7.15 (d, $J=7.6$ Hz, 1H), 7.23-7.31 (m, 1H), 7.62 (s, 1H), 7.74 (d, $J=1.6$ Hz, 1H), 7.86 (dd, $J=1.6$ Hz, $J=7.6$ Hz, 1H); ESIMS found $C_{15}H_{10}F_2O_5$ m/z 309.1 (M+H).

**425**

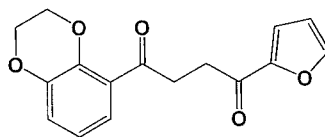
[001776] 1-(3,4-Dimethoxyphenyl)-4-(*m*-tolyl)butane-1,4-dione **425**.

[001777] White solid (27 mg, 0.09 mmol). ^1H NMR (CDCl_3 , 400 MHz) δ ppm 2.43 (s, 3H), 3.45 (s, 4H), 3.95 (s, 3H), 3.97 (s, 3H), 6.93 (d, $J=8.53\text{Hz}$, 1H), 7.35-7.44 (m, 2H), 7.58 (d, $J=2.01\text{Hz}$, 1H), 7.72 (dd, $J=8.53$, 2.01Hz , 1H), 7.83-7.89 (m, 2H); ESIMS found $\text{C}_{19}\text{H}_{20}\text{O}_4$ m/z 313.1 ($\text{M}+\text{H}$).

**426**

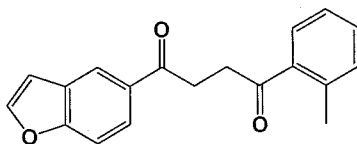
[001778] 1-(3,4-Dimethoxyphenyl)-4-(*p*-tolyl)butane-1,4-dione **426**.

[001779] White solid (34 mg, 0.11 mmol). ^1H NMR (CDCl_3 , 400 MHz) δ ppm 2.43 (s, 3H), 3.44 (s, 4H), 3.94 (s, 3H), 3.97 (s, 3H), 6.93 (d, $J=8.53\text{Hz}$, 1H), 7.29 (d, $J=8.03\text{Hz}$, 2H), 7.57 (d, $J=2.01\text{Hz}$, 1H), 7.72 (dd, $J=8.41$, 2.13Hz , 1H), 7.95 (d, $J=7.71\text{Hz}$, 2H); ESIMS found $\text{C}_{19}\text{H}_{20}\text{O}_4$ m/z 313.0 ($\text{M}+\text{H}$).

**442**

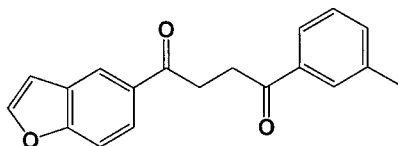
[001780] 1-(2,3-Dihydrobenzo[b][1,4]dioxin-5-yl)-4-(furan-2-yl)butane-1,4-dione **442**.

[001781] White solid (23 mg, 0.08 mmol). ^1H NMR (CDCl_3 , 400 MHz) δ ppm 3.26 (t, $J=6.4\text{Hz}$, 2H), 3.44 (t, $J=6.4\text{Hz}$, 2H), 4.27-4.35 (m, 2H), 4.35-4.42 (m, 2H), 6.56 (dd, $J=1.6\text{Hz}$, $J=3.6\text{Hz}$, 1H), 6.88 (t, $J=8\text{Hz}$, 1H), 7.03 (dd, $J=1.6\text{Hz}$, $J=8\text{Hz}$, 1H), 7.24-7.29 (m, 1H), 7.35 (dd, $J=1.6\text{Hz}$, $J=7.6\text{Hz}$, 1H), 7.61 (s, 1H); ESIMS found $\text{C}_{16}\text{H}_{14}\text{O}_5$ m/z 286.9 ($\text{M}+\text{H}$).

**455**

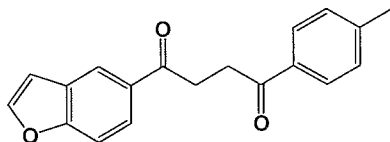
[001782] 1-(Benzofuran-5-yl)-4-(*o*-tolyl)butane-1,4-dione **455**.

[001783] White solid (12 mg, 0.04 mmol). ^1H NMR (CDCl_3 , 400 MHz) δ ppm 2.52 (s, 3H), 3.35-3.43 (m, 2H), 3.51-3.57 (m, 2H), 6.88 (dd, $J=2.26$, 0.75Hz, 1H), 7.24-7.34 (m, 2H), 7.40 (td, $J=7.52$, 1.24Hz, 1H), 7.57 (d, $J=8.53$ Hz, 1H), 7.71 (d, $J=2.26$ Hz, 1H), 7.84 (dd, $J=7.65$, 1.13Hz, 1H), 8.05 (dd, $J=8.78$, 1.76Hz, 1H), 8.36 (d, $J=1.76$ Hz, 1H); ESIMS found $\text{C}_{19}\text{H}_{16}\text{O}_3$ m/z 293.0 (M+H).

**456**

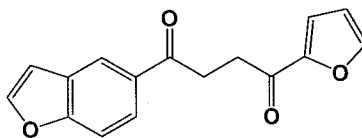
[001784] 1-(Benzofuran-5-yl)-4-(*m*-tolyl)butane-1,4-dione **456**.

[001785] White solid (19 mg, 0.07 mmol). ^1H NMR (CDCl_3 , 400 MHz) δ ppm 2.44 (s, 3H), 3.50 (d, $J=5.2$ Hz, 2H), 3.53 (d, $J=5.2$ Hz, 2H), 6.88 (s, 1H), 7.39 (d, $J=7.2$ Hz, 2H), 7.58 (d, $J=8.4$ Hz, 1H), 7.71 (d, $J=2$ Hz, 1H), 7.86 (d, $J=6.8$ Hz, 2H), 8.06 (d, $J=8.4$ Hz, 1H), 8.37 (s, 1H); ESIMS found $\text{C}_{19}\text{H}_{16}\text{O}_3$ m/z 293.1 (M+H).

**457**

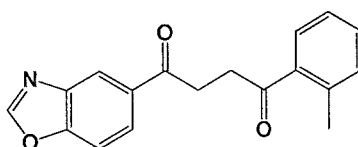
[001786] 1-(Benzofuran-5-yl)-4-(*p*-tolyl)butane-1,4-dione **457**.

[001787] White solid (73 mg, 0.25 mmol). ^1H NMR (CDCl_3 , 400 MHz) δ ppm 2.43 (s, 3H), 3.45-3.51 (m, 2H), 3.51-3.57 (m, 2H), 6.89 (dd, $J=2.13$, 0.88Hz, 1H), 7.29 (d, $J=8.03$ Hz, 2H), 7.57 (d, $J=8.53$ Hz, 1H), 7.71 (d, $J=2.26$ Hz, 1H), 7.96 (d, $J=7.72$ Hz, 2H), 8.06 (dd, $J=8.66$, 1.88Hz, 1H), 8.37 (d, $J=1.76$ Hz, 1H); ESIMS found $\text{C}_{19}\text{H}_{16}\text{O}_3$ m/z 293.0 (M+H).

**462**

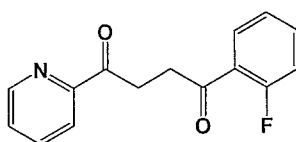
[001788] 1-(Benzofuran-5-yl)-4-(furan-2-yl)butane-1,4-dione **462**.

[001789] White solid (25 mg, 0.09 mmol). ^1H NMR (CDCl_3 , 400 MHz) δ ppm 3.35 (t, $J=6.4\text{Hz}$, 2H), 3.53 (t, $J=6.4\text{Hz}$, 2H), 6.57 (dd, $J=2\text{Hz}$, $J=3.6\text{Hz}$, 1H), 6.88 (d, $J=1.6\text{Hz}$, 1H), 7.24-7.31 (m, 1H), 7.57 (d, $J=8.8\text{Hz}$, 1H), 7.62 (s, 1H), 7.71 (d, $J=2\text{Hz}$, 1H), 8.03 (dd, $J=1.2\text{Hz}$, $J=8.8\text{Hz}$, 1H), 8.34 (d, $J=1.2\text{Hz}$, 1H); ESIMS found $\text{C}_{16}\text{H}_{12}\text{O}_4$ m/z 269.2 (M+H).

**485**

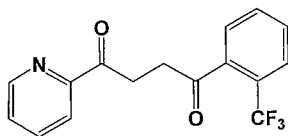
[001790] 1-(Benzo[d]oxazol-5-yl)-4-(o-tolyl)butane-1,4-dione **485**.

[001791] White solid (15 mg, 0.05 mmol). ^1H NMR (CDCl_3 , 400 MHz) δ ppm 2.52 (s, 3H), 3.38-3.44 (m, 2H), 3.51-3.57 (m, 2H), 7.2 -7.35 (m, 2H), 7.40 (dt, $J=1.48\text{Hz}$, $J=7.52\text{Hz}$, 1H), 7.68 (d, $J=8.33\text{Hz}$, 1H), 7.85 (dd, $J=7.53\text{Hz}$, $J=1.25\text{Hz}$, 1H), 8.17 (dd, $J=1.76\text{Hz}$, $J=8.63\text{Hz}$, 1H), 8.20 (s, 1H), 8.52 (d, $J=1.51\text{Hz}$, 1H); ESIMS found $\text{C}_{18}\text{H}_{15}\text{NO}_3$ m/z 294.2 (M+H).

**538**

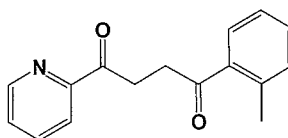
[001792] 1-(2-Fluorophenyl)-4-(pyridin-2-yl)butane-1,4-dione **538**.

[001793] White solid (30 mg, 0.12 mmol). ^1H NMR (CDCl_3 , 400 MHz) δ ppm 3.50 (t, $J=6\text{Hz}$, 2H), 3.70 (t, $J=6\text{Hz}$, 2H), 7.18 (t, $J=8.8\text{Hz}$, 1H), 7.27 (t, $J=7.2\text{Hz}$, 1H), 7.45-7.62 (m, 2H), 7.86 (dt, $J=1.6\text{Hz}$, $J=7.6\text{Hz}$, 1H), 7.93 (dt, $J=2\text{Hz}$, 1H), 8.07 (d, $J=8\text{Hz}$, 1H), 8.74 (d, $J=4\text{Hz}$, 1H); ESIMS found $\text{C}_{15}\text{H}_{12}\text{FNO}_2$ m/z 258.0 (M+H).

**541**

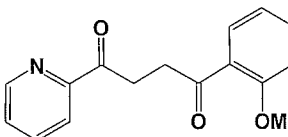
[001794] 1-(Pyridin-2-yl)-4-(2-(trifluoromethyl)phenyl)butane-1,4-dione **541**.

[001795] Oil (41 mg, 0.13 mmol). ¹H NMR (CDCl₃, 400 MHz) δ ppm 3.31 (t, *J*=6.4Hz, 2H), 3.73 (t, *J*=6.4Hz, 2H), 7.50 (t, *J*=4.8Hz, 1H), 7.58 (t, *J*=7.6Hz, 1H), 7.66 (t, *J*=7.6Hz, 1H), 7.70-7.77 (m, 2H), 7.85 (dt, *J*=1.2Hz, *J*=7.6Hz, 1H), 8.05 (d, *J*=8Hz, 1H), 8.72 (d, *J*=4.4Hz, 1H); ESIMS found C₁₆H₁₂F₃NO₂ *m/z* 307.9 (M+H).

**544**

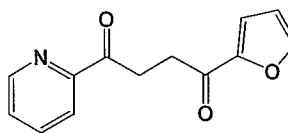
[001796] 1-(Pyridin-2-yl)-4-(*o*-tolyl)butane-1,4-dione **544**.

[001797] Oil (39 mg, 0.15 mmol). ¹H NMR (CDCl₃, 400 MHz) δ ppm 2.51 (s, 3H), 3.37 (t, *J*=6.4Hz, 2H), 3.69 (t, *J*=6.4Hz, 2H), 7.21-7.34 (m, 2H), 7.38 (dt, *J*=1Hz, *J*=7.2Hz, 1H), 7.49 (dd, 1H), 7.76-7.90 (m, 2H), 8.05 (d, *J*=7.6Hz, 1H), 8.72 (d, *J*=4.4Hz, 1H); ESIMS found C₁₆H₁₅NO₂ *m/z* 254.0 (M+H).

**547**

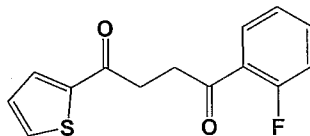
[001798] 1-(2-Methoxyphenyl)-4-(pyridin-2-yl)butane-1,4-dione **547**.

[001799] White solid (40 mg, 0.15 mmol). ¹H NMR (CDCl₃, 400 MHz) δ ppm 3.47 (t, *J*=6.8Hz, 2H), 3.64 (t, *J*=6.8Hz, 2H), 3.93 (s, 3H), 6.94-7.07 (m, 2H), 7.41-7.53 (m, 2H), 7.77 (dd, 1H), 7.84 (dt, *J*=1.2Hz, *J*=8Hz, 1H), 8.05 (d, *J*=8Hz, 1H), 8.71 (d, *J*=4.4Hz, 1H); ESIMS found C₁₆H₁₅NO₃ *m/z* 270.1 (M+H).

**554**

[001800] 1-(Furan-2-yl)-4-(pyridin-2-yl)butane-1,4-dione **554**.

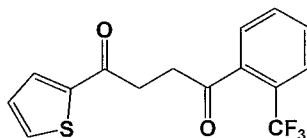
[001801] White solid (11 mg, 0.05 mmol). ^1H NMR (CDCl_3 , 400 MHz) δ ppm 3.32 (t, $J=6.8\text{Hz}$, 2H), 3.69 (t, $J=6.8\text{Hz}$, 2H), 6.56 (dd, $J=1.6\text{Hz}$, $J=3.2\text{Hz}$, 1H), 7.23-7.30 (m, 1H), 7.50 (t, $J=6.4\text{Hz}$, 1H), 7.61 (s, 1H), 7.85 (dt, $J=1.6\text{Hz}$, $J=7.6\text{Hz}$, 1H), 8.05 (d, $J=8.4\text{Hz}$, 1H), 8.71 (d, $J=4.4\text{Hz}$, 1H); ESIMS found $\text{C}_{13}\text{H}_{11}\text{NO}_3$ m/z 230.1 (M+H).



557

[001802] 1-(2-Fluorophenyl)-4-(thiophen-2-yl)butane-1,4-dione **557**.

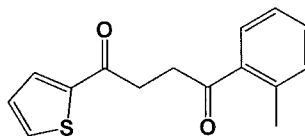
[001803] White solid (15 mg, 0.06 mmol). ^1H NMR (CDCl_3 , 400 MHz) δ ppm 3.35-3.42 (m, 2H), 3.42-3.50 (m, 2H), 7.12-7.20 (m, 2H), 7.24 (td, $J=7.80\text{Hz}$, $J=1.00\text{Hz}$, 1H), 7.49-7.57 (m, 1H), 7.65 (dd, $J=4.89\text{Hz}$, $J=1.13\text{Hz}$, 1H), 7.83 (dd, $J=3.89\text{Hz}$, $J=1.13\text{Hz}$, 1H), 7.90 (td, $J=7.59\text{Hz}$, $J=1.88\text{Hz}$, 1H); ESIMS found $\text{C}_{14}\text{H}_{11}\text{FO}_2\text{S}$ m/z 262.9 (M+H).



559

[001804] 1-(Thiophen-2-yl)-4-(2-(trifluoromethyl)phenyl)butane-1,4-dione **559**.

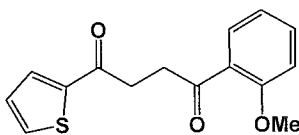
[001805] White solid (69 mg, 0.22 mmol). ^1H NMR ($\text{DMSO}-d_6$, 400 MHz) δ ppm 3.25-3.31 (m, 2H), 3.35-3.40 (m, 2H), 7.27 (dd, $J=4.89$, 3.89Hz , 1H), 7.73 (t, $J=7.80\text{Hz}$, 1H), 7.80-7.88 (m, 2H), 7.92 (d, $J=7.56\text{Hz}$, 1H), 8.03 (dd, $J=5.04$, 1.00Hz , 1H), 8.06 (dd, $J=3.76$, 1.00Hz , 1H); ESIMS found $\text{C}_{15}\text{H}_{11}\text{F}_3\text{O}_2\text{S}$ m/z 312.9 (M+H).



560

[001806] 1-(Thiophen-2-yl)-4-(*o*-tolyl)butane-1,4-dione **560**.

[001807] White solid (38 mg, 0.15 mmol). ^1H NMR (CDCl_3 , 400 MHz) δ ppm 2.53 (s, 3H), 3.34-3.47 (m, 4H), 7.18 (t, $J=4.4\text{Hz}$, 1H), 7.24-7.35 (m, 2H), 7.41 (t, $J=7.6\text{Hz}$, 1H), 7.67 (d, $J=4.8\text{Hz}$, 1H), 7.82 (d, $J=7.6\text{Hz}$, 1H), 7.85 (d, $J=2.8\text{Hz}$, 1H); ESIMS found $\text{C}_{15}\text{H}_{14}\text{O}_2\text{S}$ m/z 259.0 (M+H).

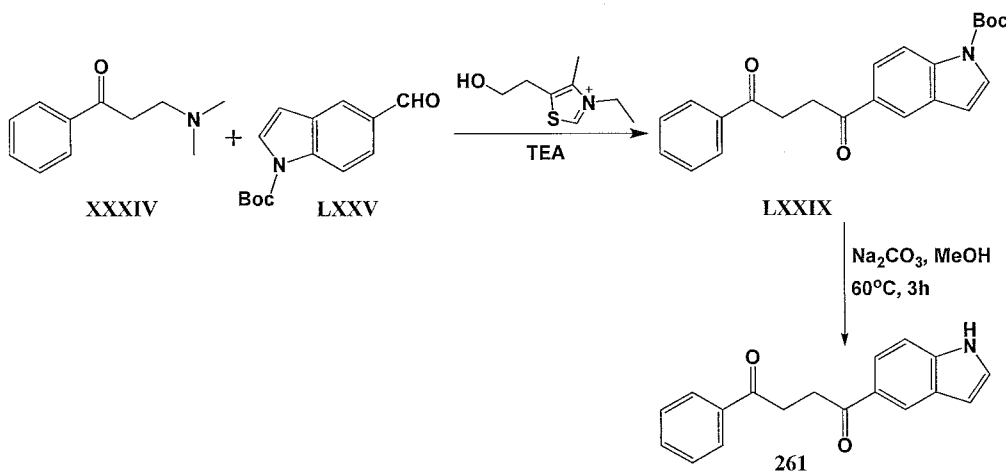
**562**

[001808] 1-(2-Methoxyphenyl)-4-(thiophen-2-yl)butane-1,4-dione **562**.

[001809] White solid (60 mg, 0.22 mmol). ^1H NMR (CDCl_3 , 400 MHz) δ ppm 3.36 (t, $J=6.8\text{Hz}$, 2H), 3.47 (t, $J=6.8\text{Hz}$, 2H), 3.94 (s, 3H), 6.95-7.07 (m, 2H), 7.16 (dt, $J=5.2\text{Hz}$, 1H), 7.48 (dt, 1H), 7.64 (d, $J=4\text{Hz}$, 1H), 7.78 (dd, $J=5.6$, $J=7.6\text{Hz}$, 1H), 7.83 (dd, 1H); ESIMS found $\text{C}_{15}\text{H}_{14}\text{O}_3\text{S}$ m/z 275.0 ($\text{M}+\text{H}$).

Example 2

[001810] Preparation of 1-(1H-indol-5-yl)-4-phenylbutane-1,4-dione (**261**) is depicted below in Scheme 16.

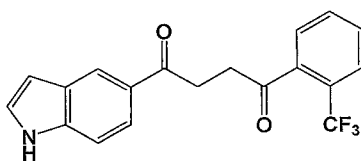
**Scheme 16**

Step 1-2

[001811] To a well stirred solution of 3-(dimethylamino)-1-phenylpropan-1-one (**XXXIV**) (120 mg, 0.678 mmol, 1.0 eq) in 1,4-dioxane (3mL) was added *tert*-butyl 5-formyl-1H-indole-1-carboxylate (**LXXV**) (166 mg, 0.678 mmol, 1.0 eq), 3-ethyl-5-(2-hydroxyethyl)-4-methylthiazolium bromide (51 mg, 0.203 mmol, 0.3 eq) and TEA (0.5 mL). The reaction mixture was refluxed for 16 h. TLC analysis (PE:EtOAc, 3:1) showed the reaction was complete. The solution was cooled to room temperature and diluted with water (20 mL). The product was extracted with EtOAc (3 x 30 mL). The combined

organic layers was dried over anhydrous Na_2SO_4 , filtered and concentrated under reduced pressure to give crude *tert*-butyl 5-(4-oxo-4-phenylbutanoyl)-1H-indole-1-carboxylate (**LXXIX**) (52 mg) as a white solid. The crude product was dissolved in methanol (2 mL). Anhydrous sodium carbonate (144 mg, 1.36 mmol, 2.0 eq) was added. Then the mixture was stirred at 60°C for 3 h. The solid was filtered off and the residue was concentrated in vacuum to give 1-(1H-indol-5-yl)-4-phenylbutane-1,4-dione (**261**) as a white solid. (42 mg, 0.15 mmol, 22.3%) ^1H NMR (DMSO-d_6 , 400 MHz) δ ppm 3.41 (t, $J=6.4\text{Hz}$, 2H), 3.47 (t, $J=6.4\text{Hz}$, 2H), 6.62 (s, 1H), 7.41-7.52 (m, 2H), 7.56 (t, $J=7.6\text{Hz}$, 2H), 7.66 (t, 1H), 7.77 (d, $J=8.4\text{Hz}$, 1H), 8.03 (d, $J=7.2\text{Hz}$, 2H), 8.37 (s, 1H), 11.46 (s, 1H); ESIMS found $\text{C}_{18}\text{H}_{15}\text{NO}_2$ m/z 278.0 (M+H).

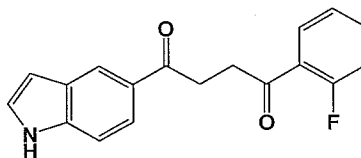
[001812] The following compounds were prepared in accordance with the procedure described in the above Example 2.



249

[001813] 1-(1H-Indol-5-yl)-4-(2-(trifluoromethyl)phenyl)butane-1,4-dione **249**.

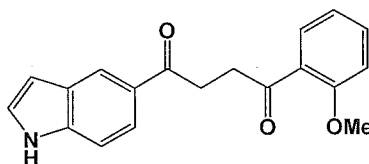
[001814] White solid (10 mg, 0.03 mmol). ^1H NMR (DMSO-d_6 , 400 MHz) δ ppm 3.25-3.32 (m, 2H), 3.45-3.54 (m, 2H), 6.62-6.66 (m, 1H), 7.47-7.53 (m, 2H), 7.72-7.77 (m, 1H), 7.79 (dd, $J=8.66\text{Hz}$, $J=1.63\text{Hz}$, 1H), 7.83-7.89 (m, 2H), 7.99 (d, $J=7.53\text{Hz}$, 1H), 8.38 (s, 1H), 11.49 (brs, 1H); ESIMS found $\text{C}_{19}\text{H}_{14}\text{F}_3\text{NO}_2$ m/z 346.0 (M+H).



252

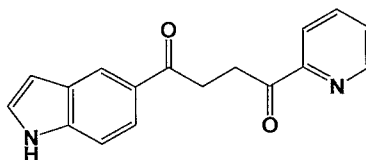
[001815] 1-(2-Fluorophenyl)-4-(1H-indol-5-yl)butane-1,4-dione **252**.

[001816] White solid (10 mg, 0.03 mmol). ^1H NMR (CDCl_3 , 400 MHz) δ ppm 3.41-3.51 (m, 2H), 3.51-3.60 (m, 2H), 6.66 (s, 1H), 7.10-7.19 (m, 1H), 7.19-7.30 (m, 2H), 7.41 (d, $J=8.8\text{Hz}$, 1H), 7.47-7.58 (m, 1H), 7.83-7.96 (m, 2H), 8.40 (s, 1H), 8.59 (brs, 1H); ESIMS found $\text{C}_{18}\text{H}_{14}\text{FNO}_2$ m/z 296.0 (M+H).

**255**

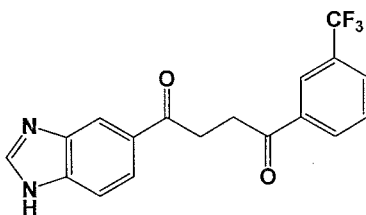
[001817] 1-(1H-Indol-5-yl)-4-(2-methoxyphenyl)butane-1,4-dione **255**.

[001818] White solid (36 mg, 0.12 mmol). ^1H NMR (CDCl_3 , 400 MHz) δ ppm 3.44-3.57 (m, 4H), 3.94 (s, 3H), 6.69 (ddd, $J=3.14$, 2.01, 0.88Hz, 1H), 6.97-7.01 (m, 1H), 7.01-7.06 (m, 1H), 7.29 (dd, $J=3.26$, 2.51Hz, 1H), 7.43 (d, $J=8.30$ Hz, 1H), 7.45-7.51 (m, 1H), 7.79 (dd, $J=7.78$, 1.76Hz, 1H), 7.94 (dd, $J=8.66$, 1.63Hz, 1H), 8.38-8.46 (m, 2H); ESIMS found $\text{C}_{19}\text{H}_{17}\text{NO}_3$ m/z 308.2 ($\text{M}+\text{H}$).

**258**

[001819] 1-(1H-Indol-5-yl)-4-(pyridin-2-yl)butane-1,4-dione **258**.

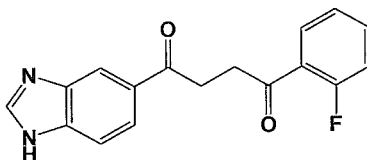
[001820] White solid (10 mg, 0.04 mmol). ^1H NMR (CDCl_3 , 400 MHz) δ ppm 3.56-3.65 (m, 2H), 3.69-3.78 (m, 2H), 6.70 (ddd, $J=3.20$ Hz, $J=2.07$ Hz, $J=1.00$ Hz, 1H), 7.31 (dd, $J=3.14$ Hz, $J=2.38$ Hz, 1H), 7.45 (d, $J=8.53$ Hz, 1H), 7.51 (ddd, $J=7.53$ Hz, $J=4.77$ Hz, $J=1.25$ Hz, 1H), 7.87 (td, $J=7.78$ Hz, $J=1.76$ Hz, 1H), 7.95 (dd, $J=8.66$ Hz, $J=1.63$ Hz, 1H), 8.09 (dt, $J=7.84$ Hz, $J=1.10$ Hz, 1H), 8.42-8.45 (m, 1H), 8.42-8.50 (brs, 1H), 8.71-8.78 (m, 1H); ESIMS found $\text{C}_{17}\text{H}_{14}\text{N}_2\text{O}_2$ m/z 279.1 ($\text{M}+\text{H}$).

**263**

[001821] 1-(1H-Benzo[d]imidazol-5-yl)-4-(3-(trifluoromethyl)phenyl)butane-1,4-dione **263**.

[001822] White solid (27 mg, 0.08 mmol). ^1H NMR ($\text{DMSO}-d_6$, 400 MHz) δ ppm 3.46-3.62 (m, 4H), 7.78 (d, $J=8.53$ Hz, 1H), 7.83 (t, $J=7.78$ Hz, 1H), 7.99 (dd,

$J=8.53\text{Hz}$, $J=1.51\text{Hz}$, 1H), 8.05 (d, $J=7.78\text{Hz}$, 1H), 8.27 (s, 1H), 8.35 (d, $J=7.78\text{Hz}$, 1H), 8.38 (d, $J=1.00\text{Hz}$, 1H), 8.79 (s, 1H); ESIMS found $\text{C}_{18}\text{H}_{13}\text{F}_3\text{N}_2\text{O}_2$ m/z 346.9 (M+H).

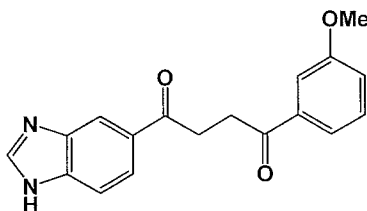


265

[001823] 1-(1H-Benzo[d]imidazol-5-yl)-4-(2-fluorophenyl)butane-1,4-dione

265.

[001824] White solid (15 mg, 0.05 mmol). ^1H NMR (DMSO- d_6 , 400 MHz) δ ppm 3.33-3.43 (m, 2H), 3.47-3.52 (m, 2H), 7.30-7.39 (m, 2H), 7.62-7.73 (m, 2H), 7.85 (td, $J=7.72\text{Hz}$, $J=1.88\text{Hz}$, 1H), 7.89 (dd, $J=8.53\text{Hz}$, $J=1.51\text{Hz}$, 1H), 8.30 (brd, $J=1.51\text{Hz}$, 1H), 8.33 (s, 1H), 12.50 (brs, 1H); ESIMS found $\text{C}_{17}\text{H}_{13}\text{FN}_2\text{O}_2$ m/z 297.1 (M+H).

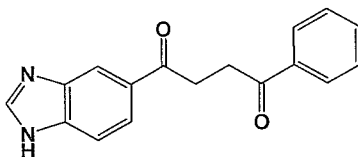


269

[001825] 1-(1H-Benzo[d]imidazol-5-yl)-4-(3-methoxyphenyl)butane-1,4-dione

269.

[001826] White solid (15 mg, 0.05 mmol). ^1H NMR (CDCl_3 , 400 MHz) δ ppm 3.47 (s, 4H), 3.84 (s, 3H), 7.12 (dd, $J=2.4\text{Hz}$, $J=8.4\text{Hz}$, 1H), 7.38 (t, $J=8\text{Hz}$, 1H), 7.49 (s, 1H), 7.60 (d, $J=7.6\text{Hz}$, 1H), 7.81 (d, $J=8.4\text{Hz}$, 1H), 8.14 (d, $J=8.8\text{Hz}$, 1H), 8.45 (s, 1H), 9.28 (brs, 1H); ESIMS found $\text{C}_{18}\text{H}_{16}\text{N}_2\text{O}_3$ m/z 309.0 (M+H).

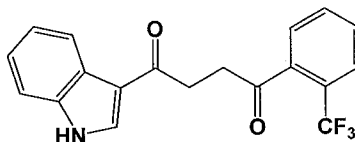


274

[001827] 1-(1H-Benzo[d]imidazol-5-yl)-4-phenylbutane-1,4-dione 274.

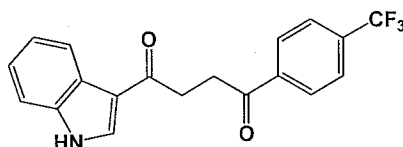
[001828] White solid (20 mg, 0.07 mmol). ^1H NMR (DMSO- d_6 , 400 MHz) δ ppm 3.40-3.46 (m, 2H), 3.47-3.55 (m, 2H), 7.53-7.60 (m, 2H), 7.62-7.71 (m, 2H), 7.90

(d, $J=8.78\text{Hz}$, 1H), 8.01-8.09 (m, 2H), 8.35-8.49 (m, 2H), 12.80 (brs, 1H); ESIMS found $\text{C}_{17}\text{H}_{14}\text{N}_2\text{O}^2$ m/z 279.1 (M+H).

**314**

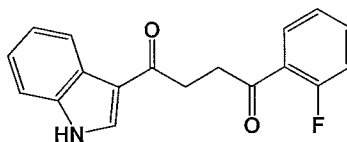
[001829] 1-(1H-Indol-3-yl)-4-(2-(trifluoromethyl)phenyl)butane-1,4-dione **314**.

[001830] White solid (27 mg, 0.08 mmol). ^1H NMR (DMSO- d_6 , 400 MHz) δ ppm 3.23-3.29 (m, 2H), 3.30-3.36 (m, 2H), 7.13-7.25 (m, 2H), 7.48 (dd, $J=7.42$, 0.76Hz, 1H), 7.73 (t, $J=7.52\text{Hz}$, 1H), 7.84 (t, $J=7.02\text{Hz}$, 2H), 7.98 (dd, $J=7.53$, 1.24Hz, 1H), 8.17 (d, $J=7.26$ Hz, 1H), 8.43 (s, 1H), 11.97 (br. s., 1H); ESIMS found $\text{C}_{19}\text{H}_{14}\text{F}_3\text{NO}_2$ m/z 346.0 (M+H).

**316**

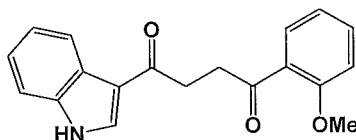
[001831] 1-(1H-Indol-3-yl)-4-(4-(trifluoromethyl)phenyl)butane-1,4-dione **316**.

[001832] White solid (11 mg, 0.03 mmol). ^1H NMR (DMSO- d_6 , 400 MHz) δ ppm 3.18 (t, $J=6.4\text{Hz}$, 2H), 3.44 (t, $J=6.4\text{Hz}$, 2H), 7.11-7.27 (m, 2H), 7.49 (d, $J=8\text{Hz}$, 1H), 7.94 (d, $J=8\text{Hz}$, 2H), 8.14 (d, $J=7.6\text{Hz}$, 1H), 8.23 (d, $J=8\text{Hz}$, 2H), 8.43 (s, 1H), 11.97 (brs, 1H); ESIMS found $\text{C}_{19}\text{H}_{14}\text{F}_3\text{NO}_2$ m/z 345.9 (M+H).

**317**

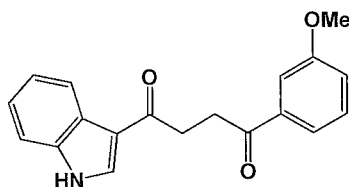
[001833] 1-(2-Fluorophenyl)-4-(1H-indol-3-yl)butane-1,4-dione **317**.

[001834] White solid (10 mg, 0.03 mmol). ^1H NMR (CDCl_3 , 400 MHz) δ ppm 3.33-3.42 (m, 2H), 3.46-3.56 (m, 2H), 7.17 (dd, $J=11.17\text{Hz}$, $J=8.41\text{Hz}$, 1H), 7.214 (dt, $J=0.76\text{Hz}$, $J=7.52\text{Hz}$, 1H), 7.26 (s, 1H), 7.26-7.34 (m, 3H), 7.38-7.46 (m, 1H), 7.48-7.59 (m, H), 7.92 (td, $J=7.53\text{Hz}$, $J=1.76$ H, 1 H), 7.98 (d, $J=3.0\text{Hz}$, 1H), 8.34-8.42 (m, 1H), 8.74 (brs, 1H); ESIMS found $\text{C}_{18}\text{H}_{14}\text{FNO}_2$ m/z 296.0 (M+H).

**319**

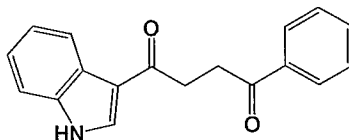
[001835] 1-(1H-Indol-3-yl)-4-(2-methoxyphenyl)butane-1,4-dione **319**.

[001836] White solid (60 mg, 0.20 mmol). ^1H NMR (CDCl_3 , 400 MHz) δ ppm 3.33 (t, $J=6.78\text{Hz}$, 2H), 3.52 (t, $J=6.50\text{Hz}$, 2H), 3.93 (s, 3H), 6.94-7.06 (m, 2H), 7.25-7.32 (m, 1H), 7.38-7.45 (m, 1H), 7.48 (ddd, $J=8.34$, 7.34, 1.88Hz, 1H), 7.79 (dd, $J=7.65$, 1.88Hz, 1H), 7.96 (d, $J=3.01\text{Hz}$, 1H), 8.36-8.44 (m, 1H), 8.84 (brs, 1H); ESIMS found $\text{C}_{19}\text{H}_{17}\text{NO}_3$ m/z 308.0 (M+H).

**320**

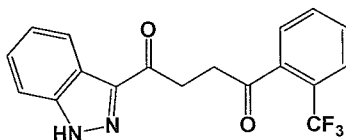
[001837] 1-(1H-Indol-3-yl)-4-(3-methoxyphenyl)butane-1,4-dione **320**.

[001838] White solid (30 mg, 0.10 mmol). ^1H NMR (CDCl_3 , 400 MHz) δ ppm 3.38 (t, $J=6.8\text{Hz}$, 2H), 3.51 (t, $J=6.8\text{Hz}$, 2H), 3.87 (s, 3H), 7.13 (dd, $J=2.4\text{Hz}$, $J=8\text{Hz}$, 1H), 7.24-7.35 (m, 2H), 7.36-7.47 (m, 2H), 7.56 (s, 1H), 7.67 (d, $J=8\text{Hz}$, 1H), 7.99 (s, 1H), 8.39 (dd, $J=3.6\text{Hz}$, $J=5.2\text{Hz}$, 1H), 8.74 (brs, 1H); ESIMS found $\text{C}_{19}\text{H}_{17}\text{NO}_3$ m/z 308.0 (M+H).

**325**

[001839] 1-(1H-Indol-3-yl)-4-phenylbutane-1,4-dione **325**.

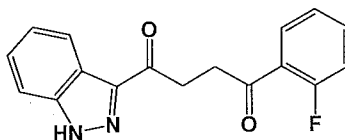
[001840] White solid (16 mg, 0.06 mmol). ^1H NMR ($\text{DMSO}-d_6$, 400 MHz) δ ppm 3.23-3.50 (m, 4H), 7.08-7.26 (m, 2H), 7.47 (d, $J=8\text{Hz}$, 1H), 7.55 (t, $J=7.6\text{Hz}$, 2H), 7.66 (t, $J=7.6\text{Hz}$, 1H), 8.03 (d, $J=7.2\text{Hz}$, 2H), 8.14 (d, $J=7.6\text{Hz}$, 1H), 8.42 (s, 1H), 11.94 (brs, 1H); ESIMS found $\text{C}_{18}\text{H}_{15}\text{NO}_2$ m/z 278.0 (M+H).

**326**

[001841] 1-(1H-Indazol-3-yl)-4-(2-(trifluoromethyl)phenyl)butane-1,4-dione

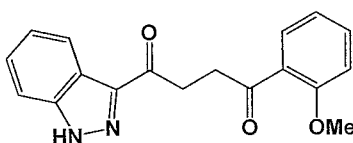
326.

[001842] White solid (20 mg, 0.06 mmol). ¹H NMR (CDCl₃, 400 MHz) δ ppm 3.36 (t, *J*=6.27Hz, 2H) 3.71 (dd, *J*=6.90, 5.65Hz, 2H) 7.33 (ddd, *J*=8.09, 6.96, 0.75Hz, 1H) 7.45 (ddd, *J*=8.52Hz, *J*=7.78Hz, *J*=1.00Hz, 1H) 7.53-7.62 (m, 2H) 7.67 (t, *J*=7.64Hz, 1H) 7.76 (dd, *J*=17.82, 7.53Hz, 2H) 8.35 (td, *J*=1.00Hz, *J*=8.14Hz, 1H), 10.57 (brs, 1H); ESIMS found C₁₈H₁₃F₃N₂O₂ *m/z* 346.9 (M+H).

**329**

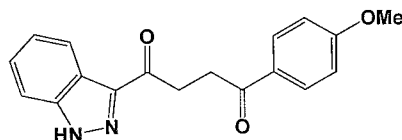
[001843] 1-(2-Fluorophenyl)-4-(1H-indazol-3-yl)butane-1,4-dione **329.**

[001844] White solid (11 mg, 0.04 mmol). ¹H NMR (CDCl₃, 400 MHz) δ ppm 3.38-3.45 (m, 2H), 3.47-3.63 (m, 2H), 7.28-7.50 (m, 4H), 7.65-7.73 (m, 2H), 7.86 (td, *J*=7.65, 1.76Hz, 1H), 8.15 (d, *J*=8.28Hz, 1H); ESIMS found C₁₇H₁₃FN₂O₂ *m/z* 297.0 (M+H).

**332**

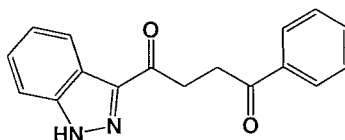
[001845] 1-(1H-Indazol-3-yl)-4-(2-methoxyphenyl)butane-1,4-dione **332.**

[001846] Yellow solid (30 mg, 0.10 mmol). ¹H NMR (CDCl₃, 400 MHz) δ ppm 3.51-3.59 (m, 2H), 3.60-3.70 (m, 2H), 3.94 (s, 3H), 6.95-7.07 (m, 2H), 7.30 (ddd, *J*=8.09, 7.09, 0.88Hz, 1H), 7.39-7.45 (m, 1H), 7.45-7.51 (m, 1H), 7.53 (d, *J*=8.53Hz, 1H), 7.82 (dd, *J*=7.65, 1.88Hz, 1H), 8.34 (d, *J*=8.05Hz, 1H); ESIMS found C₁₈H₁₆N₂O₃ *m/z* 309.0 (M+H).

**334**

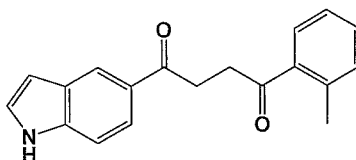
[001847] 1-(1H-Indazol-3-yl)-4-(4-methoxyphenyl)butane-1,4-dione **334**.

[001848] White solid (50 mg, 0.16 mmol). ^1H NMR (CDCl_3 , 400 MHz) δ ppm 3.50 (t, $J=6.4\text{Hz}$, 2H), 3.69 (t, $J=6.4\text{Hz}$, 2H), 3.89 (s, 3H), 6.97 (d, $J=8.8\text{Hz}$, 2H), 7.30 (t, $J=7.6\text{Hz}$, 1H), 7.43 (t, $J=7.6\text{Hz}$, 1H), 7.53 (d, $J=8.4\text{Hz}$, 1H), 8.06 (d, $J=8.8\text{Hz}$, 2H), 8.32 (d, $J=8\text{Hz}$, 1H); ESIMS found $\text{C}_{18}\text{H}_{16}\text{N}_2\text{O}_3$ m/z 309.2 ($\text{M}+\text{H}$).

**338**

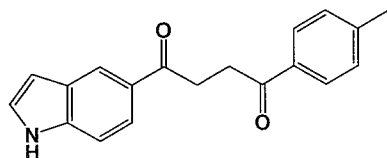
[001849] 1-(1H-Indazol-3-yl)-4-phenylbutane-1,4-dione **338**.

[001850] White solid (25 mg, 0.09 mmol). ^1H NMR ($\text{DMSO}-d_6$, 400 MHz) δ ppm 3.44-3.50 (m, 2H), 3.50-3.58 (m, 2H), 7.31 (ddd, $J=8.04\text{Hz}$, $J=7.50\text{Hz}$, $J=1.00\text{Hz}$, 1H), 7.46 (ddd, $J=8.28\text{Hz}$, $J=7.64\text{Hz}$, $J=1.28\text{Hz}$, 1H), 7.53-7.60 (m, 2H), 7.67 (tt, $J=7.28\text{Hz}$, $J=1.24\text{Hz}$, 1H), 7.69 (td, $J=8.28\text{Hz}$, $J=1.00\text{Hz}$, 1H), 8.01-8.07 (m, 2H), 8.15 (td, $J=9.00$, 1.00Hz , 1H), 13.87 (s, 1H); ESIMS found $\text{C}_{17}\text{H}_{14}\text{N}_2\text{O}_2$ m/z 279.1 ($\text{M}+\text{H}$).

**445**

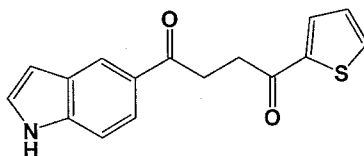
[001851] 1-(1H-indol-5-yl)-4-(*o*-tolyl)butane-1,4-dione **445**.

[001852] White solid (14 mg, 0.05 mmol). ^1H NMR (CDCl_3 , 400 MHz) δ ppm 2.53 (s, 3H), 3.32-3.45 (m, 2H), 3.52-3.61 (m, 2H), 6.68 (ddd, $J=3.07$, 2.07 , 0.88Hz , 1H), 7.24-7.34 (m, 3H), 7.38 (dd, $J=7.40$, 1.38Hz , 1H), 7.42 (d, $J=8.53\text{Hz}$, 1H), 7.85 (dd, $J=7.45$, 0.60Hz , 1H), 7.92 (dd, $J=8.69$, 1.52Hz , 1H), 8.42 (s, 1H), 8.53 (brs, 1H); ESIMS found $\text{C}_{19}\text{H}_{17}\text{NO}_2$ m/z 292.2 ($\text{M}+\text{H}$).

**447**

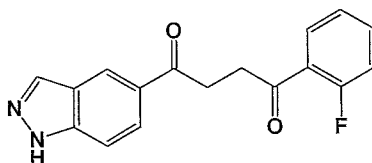
[001853] 1-(1H-Indol-5-yl)-4-(p-tolyl)butane-1,4-dione **447**.

[001854] White solid (11 mg, 0.04 mmol). ^1H NMR (CDCl_3 , 400 MHz) δ ppm 2.43 (s, 3H), 3.48 (t, $J=6\text{Hz}$, 2H), 3.56 (t, $J=6\text{Hz}$, 2H), 6.69 (s, 1H), 7.27 (s, 1H), 7.29 (d, $J=8.4\text{Hz}$, 2H), 7.44 (d, $J=8.4\text{Hz}$, 1H), 7.96 (dt, $J=1.6\text{Hz}$, $J=8.4\text{Hz}$, 1H), 7.97 (d, $J=8.4\text{Hz}$, 2H), 8.44 (s, 1H); ESIMS found $\text{C}_{19}\text{H}_{17}\text{NO}_2$ m/z 292.0 (M+H).

**451**

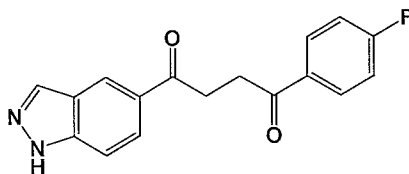
[001855] 1-(1H-Indol-5-yl)-4-(thiophen-2-yl)butane-1,4-dione **451**.

[001856] Yellow solid (17 mg, 0.06 mmol). ^1H NMR ($\text{DMSO}-d_6$, 400 MHz) δ ppm 3.29-3.40 (m, 2H), 3.40-3.54 (m, 2H), 6.62 (d, $J=2.76\text{Hz}$, 1H), 7.28 (dd, $J=4.89$, 3.89 Hz, 1H), 7.45-7.50 (m, 2H), 7.75 (dd, $J=8.53$, 1.51 Hz, 1H), 8.01 (d, $J=5.27\text{Hz}$, 1H), 8.06 (d, $J=4.47\text{Hz}$, 1H), 8.35 (s, 1H), 11.49 (brs, 1H); ESIMS found $\text{C}_{16}\text{H}_{13}\text{NO}_2\text{S}$ m/z 284.0 (M+H).

**495**

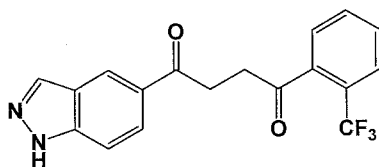
[001857] 1-(2-Fluorophenyl)-4-(1H-indazol-5-yl)butane-1,4-dione **495**.

[001858] Yellow solid (7 mg, 0.02 mmol). ^1H NMR (CD_3OD , 400 MHz) δ ppm 3.41-3.49 (m, 2H), 3.52-3.60 (m, 2H), 7.22-7.35 (m, 2H), 7.61 (d, $J=8.78\text{Hz}$, 2H), 7.89 (td, $J=7.65$, 1.76 Hz, 1H), 8.07 (dd, $J=8.78$, 1.51 Hz, 1H), 8.24 (s, 1H), 8.65 (s, 1H); ESIMS found $\text{C}_{17}\text{H}_{13}\text{FN}_2\text{O}_2$ m/z 297.0 (M+H).

**497**

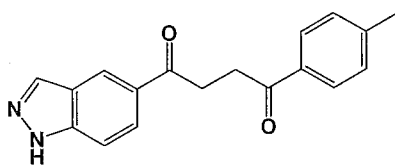
[001859] 1-(4-Fluorophenyl)-4-(1H-indazol-5-yl)butane-1,4-dione **497**.

[001860] White solid (10 mg, 0.03 mmol). ^1H NMR (CDCl_3 , 400 MHz) δ ppm 3.44-3.51 (m, 2H), 3.52-3.59 (m, 2H), 7.12-7.22 (m, 2H), 7.56 (d, $J=9.03\text{Hz}$, 1H), 8.04-8.15 (m, 3H), 8.23 (d, $J=1.00\text{Hz}$, 1H), 8.53-8.59 (m, 1H), 10.28 (brs, 1H); ESIMS found $\text{C}_{17}\text{H}_{13}\text{FN}_2\text{O}_2$ m/z 297.0 (M+H).

**498**

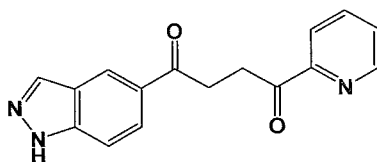
[001861] 1-(1H-Indazol-5-yl)-4-(2-(trifluoromethyl)phenyl)butane-1,4-dione **498**.

[001862] White solid (21 mg, 0.06 mmol). ^1H NMR ($\text{DMSO}-d_6$, 400 MHz) δ ppm 3.26-3.37 (m, 2H), 3.45-3.57 (m, 2H), 7.63 (d, $J=9.03\text{Hz}$, 1H), 7.74 (t, $J=7.39\text{Hz}$, 1H), 7.85 (t, $J=7.76\text{Hz}$, 2H), 7.98 (d, $J=8.53\text{Hz}$, 2H), 8.29 (s, 1H), 8.64 (s, 1H), 13.42 (brs, 1H); ESIMS found $\text{C}_{18}\text{H}_{13}\text{F}_3\text{N}_2\text{O}_2$ m/z 347.0 (M+H).

**503**

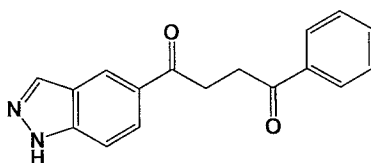
[001863] 1-(1H-Indazol-5-yl)-4-(p-tolyl)butane-1,4-dione **503**.

[001864] White solid (15 mg, 0.05 mmol). ^1H NMR ($\text{DMSO}-d_6$, 400 MHz) δ ppm 2.40 (s, 3H), 3.40 (t, $J=4\text{Hz}$, 2H), 3.46 (t, $J=3.6\text{Hz}$, 2H), 7.36 (d, $J=8\text{Hz}$, 2H), 7.63 (d, $J=8.8\text{Hz}$, 1H), 7.93 (d, $J=8\text{Hz}$, 2H), 7.95 (d, $J=8.8\text{Hz}$, 1H), 8.29 (s, 1H), 8.62 (s, 1H); ESIMS found $\text{C}_{18}\text{H}_{16}\text{N}_2\text{O}_2$ m/z 293.0 (M+H).

**507**

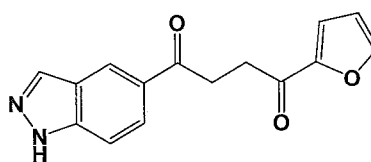
[001865] 1-(1H-Indazol-5-yl)-4-(pyridin-2-yl)butane-1,4-dione **507**.

[001866] White solid (20 mg, 0.07 mmol). ^1H NMR (DMSO- d_6 , 400 MHz) δ ppm 3.49-3.54 (m, 2H), 3.54-3.59 (m, 2H), 7.62 (d, $J=8.78\text{Hz}$, 1H), 7.69 (ddd, $J=7.40\text{Hz}$, $J=4.77\text{Hz}$, $J=1.38\text{Hz}$, 1H), 7.93-7.99 (m, 2H), 8.03 (dt, $J=1.76\text{Hz}$, $J=7.52\text{Hz}$, 1H), 8.29 (s, 1H), 8.62 (s, 1H), 8.78 (td, $J=1.00\text{Hz}$, $J=4.85\text{Hz}$, 1H), 13.40 (brs, 1H); ESIMS found $\text{C}_{16}\text{H}_{13}\text{N}_3\text{O}_2$ m/z 280.1 (M+H).

**513**

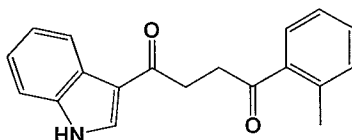
[001867] 1-(1H-Indazol-5-yl)-4-phenylbutane-1,4-dione **513**.

[001868] White solid (18 mg, 0.06 mmol). ^1H NMR (DMSO- d_6 , 400 MHz) δ ppm 3.40-3.46 (m, 2H), 3.46-3.53 (m, 2H), 7.56 (t, $J=7.28$, 2H), 7.60-7.70 (m, 2H), 7.96 (dd, $J=8.78\text{Hz}$, $J=1.51\text{Hz}$, 1H), 8.01-8.07 (m, 2H), 8.29 (s, 1H), 8.62 (s, 1H), 13.39 (brs, 1H); ESIMS found $\text{C}_{17}\text{H}_{14}\text{N}_2\text{O}_2$ m/z 279.0 (M+H).

**515**

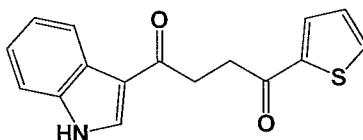
[001869] 1-(Furan-2-yl)-4-(1H-indazol-5-yl)butane-1,4-dione **515**.

[001870] White solid (12 mg, 0.05 mmol). ^1H NMR (DMSO- d_6 , 400 MHz) δ ppm 3.23 (dd, $J=6.78\text{Hz}$, $J=5.27\text{Hz}$, 2H), 3.47 (dd, $J=6.90\text{Hz}$, $J=5.14\text{Hz}$, 2H), 6.74 (dd, $J=3.51\text{Hz}$, $J=1.76\text{Hz}$, 1H), 7.51 (dd, $J=3.51\text{Hz}$, $J=0.75\text{Hz}$, 1H), 7.62 (d, $J=8.78\text{Hz}$, 1H), 7.95 (dd, $J=1.76\text{Hz}$, $J=8.74\text{Hz}$, 1H), 8.01 (dd, $J=0.76\text{Hz}$, $J=1.52\text{Hz}$, 1H), 8.28 (s, 1H), 8.60 (s, 1H), 13.40 (brs, 1H); ESIMS found $\text{C}_{15}\text{H}_{12}\text{N}_2\text{O}_3$ m/z 269.1 (M+H).

**518**

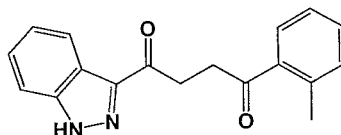
[001871] 1-(1H-Indol-3-yl)-4-(*o*-tolyl)butane-1,4-dione **518**.

[001872] Yellow solid (14 mg, 0.05 mmol). ^1H NMR (DMSO- d_6 , 400 MHz) δ ppm 2.39 (s, 3H), 3.22-3.33 (m, 4H), 7.14-7.25 (m, 2H), 7.26-7.39 (m, 2H), 7.40-7.55 (m, 2H), 7.87 (d, $J=7.53\text{Hz}$, 1H), 8.15 (d, $J=7.03\text{Hz}$, 1H), 8.41 (s, 1H), 11.97 (brs, 1H); ESIMS found $\text{C}_{19}\text{H}_{17}\text{NO}_2$ m/z 292.2 (M+H).

**524**

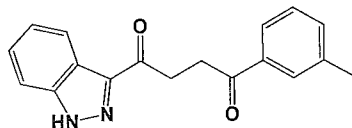
[001873] 1-(1H-Indol-3-yl)-4-(thiophen-2-yl)butane-1,4-dione **524**.

[001874] White solid (28 mg, 0.10 mmol). ^1H NMR (DMSO- d_6 , 400 MHz) δ ppm 3.26-3.37 (m, 4H), 7.13-7.23 (m, 2H), 7.27 (dd, $J=4.77\text{Hz}$, $J=3.76\text{Hz}$, 1H), 7.47 (d, $J=7.43\text{Hz}$, 1H), 8.00 (d, $J=5.02\text{Hz}$, 1H), 8.04 (dd, $J=3.76\text{Hz}$, $J=1.00\text{Hz}$, 1H), 8.13 (d, $J=7.54\text{Hz}$, 1H), 8.40 (s, 1H), 11.96 (brs, 1H); ESIMS found $\text{C}_{16}\text{H}_{13}\text{NO}_2\text{S}$ m/z 283.9 (M+H).

**528**

[001875] 1-(1H-Indazol-3-yl)-4-(*o*-tolyl)butane-1,4-dione **528**.

[001876] Yellow solid (30 mg, 0.10 mmol). ^1H NMR (DMSO- d_6 , 400 MHz) δ ppm 2.38 (s, 3H), 3.33-3.43 (m, 2H), 3.48-3.60 (m, 2H), 7.25-7.40 (m, 3H), 7.40-7.53 (m, 2H), 7.69 (d, $J=8.04\text{Hz}$, 1H), 7.88 (d, $J=7.52\text{Hz}$, 1H), 8.15 (d, $J=7.80\text{Hz}$, 1H); ESIMS found $\text{C}_{18}\text{H}_{16}\text{N}_2\text{O}_2$ m/z 293 (M+H).

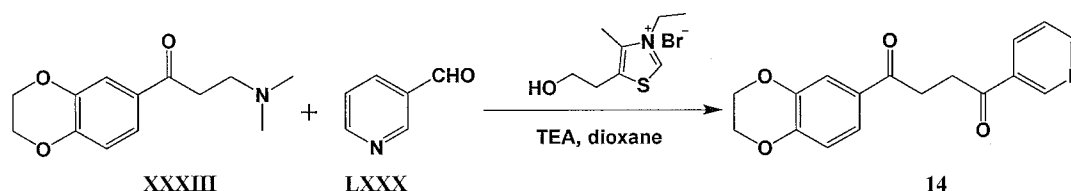
**529**

[001877] 1-(1H-Indazol-3-yl)-4-(*m*-tolyl)butane-1,4-dione **529**.

[001878] White solid (85 mg, 0.29 mmol). ^1H NMR (DMSO- d_6 , 400 MHz) δ ppm 2.40 (s, 3H), 3.42-3.49 (m, 2H), 3.50-3.56 (m, 2H), 7.31 (ddd, $J=8.03\text{Hz}$, $J=7.03\text{Hz}$, $J=1.00\text{Hz}$, 1H), 7.41-7.51 (m, 3H), 7.69 (d, $J=8.53\text{Hz}$, 1H), 7.80-7.86 (m, 2H), 8.15 (dt, $J=8.09\text{Hz}$, $J=0.97\text{Hz}$, 1H), 13.87 (brs, 1H); ESIMS found $\text{C}_{18}\text{H}_{16}\text{N}_2\text{O}_2$ m/z 293.1 (M+H).

Example 3

[001879] Preparation of 1-(5,8-dihydroxy-2,3-dihydrobenzo[*b*][1,4]dioxin-6-yl)-3-phenylpropane-1,3-dione (**3**) and 1-(5,8-dimethoxy-2,3-dihydrobenzo[*b*][1,4]dioxin-6-yl)-3-phenylpropane-1,3-dione (**6**) is depicted below in Scheme 17.

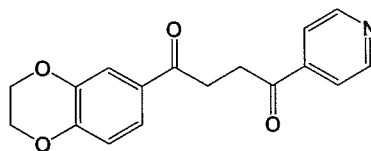


Scheme 17

Step 1

[001880] To a well stirred solution of 1-(2,3-dihydrobenzo[*b*][1,4]dioxin-6-yl)-3-(dimethylamino)propan-1-one (**XXXIII**) (100 mg, 0.425 mmol, 1.0 eq) in 1,4-dioxane (3mL) was added nicotinaldehyde (**LXXX**) (55 mg, 0.511 mmol, 1.2 eq), 3-ethyl-5-(2-hydroxyethyl)-4-methylthiazolium bromide (32 mg, 0.128 mmol, 0.3 eq) and TEA (0.5 mL). The reaction mixture was refluxed for 16 h. TLC analysis (PE:EtOAc 3:1) showed the reaction was complete. The solution was cooled to room temperature and diluted with water (20 mL). The product was extracted with EtOAc (3 x 30 mL). The combined organic layers was dried over anhydrous Na_2SO_4 , filtered and concentrated under reduced pressure. The residue was purified by HPLC to give 1-(2,3-dihydrobenzo[*b*][1,4]dioxin-6-yl)-4-(pyridin-3-yl)butane-1,4-dione (**14**) as a white solid. (13 mg, 0.04 mmol, 10.3% yield). ^1H NMR (CDCl_3 , 400 MHz) δ ppm 3.43 (s, 4H), 4.27-4.31 (m, 2H), 4.31-4.38 (m, 2H), 6.94 (AA'BB' quartet, 1H), 7.42-7.49 (m, 1H), 7.55-7.61 (m, 2H), 8.31 (d, $J=8.4\text{Hz}$, 1H), 8.81 (brs, 1H), 9.28 (brs, 1H); ESIMS found $\text{C}_{17}\text{H}_{15}\text{NO}_4$ m/z 298.0 (M+H).

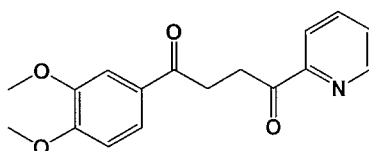
[001881] The following compound was prepared in accordance with the procedure described in the above Example 3.



15

[001882] 1-(2,3-Dihydrobenzo[b][1,4]dioxin-6-yl)-4-(pyridin-4-yl)butane-1,4-dione 15.

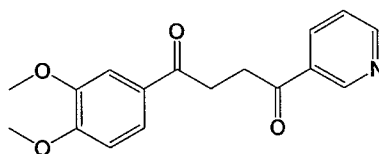
[001883] White solid (30 mg, 0.10 mmol). ^1H NMR (CDCl_3 , 400 MHz) δ ppm 3.32-3.50 (m, 4H), 4.24-4.45 (m, 4H), 6.94 (AA'BB'quartet, 1H), 7.52-7.64 (m, 2H), 7.82 (d, $J=6\text{Hz}$, 2H), 8.84 (d, $J=5.6\text{Hz}$, 2H); ESIMS found $\text{C}_{17}\text{H}_{15}\text{NO}_4$ m/z 298.0 (M+H).



207

[001884] 1-(3,4-Dimethoxyphenyl)-4-(pyridin-2-yl)butane-1,4-dione 207.

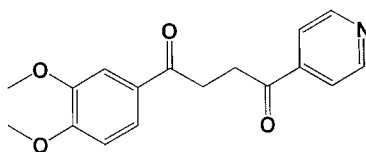
[001885] White solid (12 mg, 0.04 mmol). ^1H NMR (CDCl_3 , 400 MHz) δ ppm 3.46 (t, $J=6.4\text{Hz}$, 2H), 3.69 (t, $J=6.4\text{Hz}$, 2H), 3.93 (s, 3H), 3.97 (s, 3H), 6.93 (d, $J=8.4\text{Hz}$, 1H), 7.51 (dd, $J=4.8\text{Hz}$, $J=7.6\text{Hz}$, 1H), 7.58 (s, 1H), 7.71 (dd, $J=2\text{Hz}$, $J=8.4\text{Hz}$, 1H), 7.87 (t, 1H), 8.07 (d, $J=7.6\text{Hz}$, 1H), 8.74 (d, $J=4.4\text{Hz}$, 1H); ESIMS found $\text{C}_{17}\text{H}_{17}\text{NO}_4$ m/z 300.0 (M+H).



208

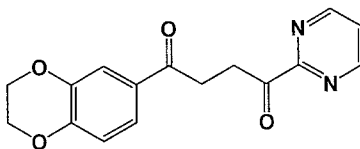
[001886] 1-(3,4-Dimethoxyphenyl)-4-(pyridin-3-yl)butane-1,4-dione 208.

[001887] White solid (10 mg, 0.03 mmol). ^1H NMR (CDCl_3 , 400 MHz) δ ppm 3.41-3.53 (m, 4H), 3.94 (s, 3H), 3.97 (s, 3H), 6.94 (d, $J=8.4\text{Hz}$, 1H), 7.48 (dd, $J=4.8\text{Hz}$, $J=7.6\text{Hz}$, 1H), 7.56 (d, $J=1.6\text{Hz}$, 1H), 7.71 (dd, $J=1.6\text{Hz}$, $J=8\text{Hz}$, 1H), 8.34 (d, $J=8\text{Hz}$, 1H), 8.82 (d, $J=3.2\text{Hz}$, 1H), 9.29 (s, 1H); ESIMS found $\text{C}_{17}\text{H}_{17}\text{NO}_4$ m/z 300.0 (M+H).

**209**

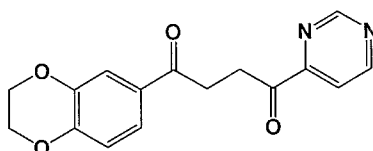
[001888] 1-(3,4-Dimethoxyphenyl)-4-(pyridin-4-yl)butane-1,4-dione **209**.

[001889] White solid (40 mg, 0.13 mmol). ^1H NMR (CDCl_3 , 400 MHz) δ ppm 3.42 (t, $J=6\text{Hz}$, 2H), 3.48 (t, $J=6.4\text{Hz}$, 2H), 3.94 (s, 3H), 3.97 (s, 3H), 6.93 (d, $J=8\text{Hz}$, 1H), 7.56 (d, $J=2\text{Hz}$, 1H), 7.70 (dd, $J=2\text{Hz}$, $J=8.4\text{Hz}$, 1H), 7.83 (dd, $J=1.2\text{Hz}$, $J=8.4\text{Hz}$, 2H), 8.85 (dd, $J=1.6\text{Hz}$, $J=6\text{Hz}$, 2H); ESIMS found $\text{C}_{17}\text{H}_{17}\text{NO}_4$ m/z 300.0 ($\text{M}+\text{H}$).

**339**

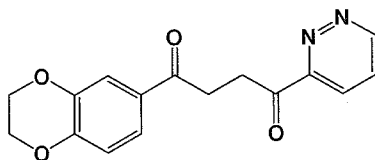
[001890] 1-(2,3-Dihydrobenzo[b][1,4]dioxin-6-yl)-4-(pyrimidin-2-yl)butane-1,4-dione **339**.

[001891] White solid (20 mg, 0.07 mmol). ^1H NMR (CDCl_3 , 400 MHz) δ ppm 3.46 (t, $J=6.40\text{Hz}$, 2H), 3.65 (t, $J=6.30\text{Hz}$, 2H), 4.24-4.36 (m, 4H), 6.86-6.95 (m, 1H), 7.46 (t, $J=4.77\text{Hz}$, 1H), 7.51-7.61 (m, 2H), 8.95 (d, $J=4.90\text{Hz}$, 2H); ESIMS found $\text{C}_{16}\text{H}_{14}\text{N}_2\text{O}_4$ m/z 299.0 ($\text{M}+\text{H}$).

**340**

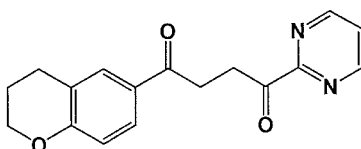
[001892] 1-(2,3-Dihydrobenzo[b][1,4]dioxin-6-yl)-4-(pyrimidin-4-yl)butane-1,4-dione **340**.

[001893] White solid (30 mg, 0.10 mmol). ^1H NMR (CDCl_3 , 400 MHz) δ ppm 3.39-3.46 (m, 2H), 3.57-3.64 (m, 2H), 4.26-4.37 (m, 4H), 6.89-6.96 (m, 1H), 7.52-7.60 (m, 2H), 7.91 (dd, $J=5.02\text{Hz}$, $J=1.51\text{Hz}$, 1H), 8.99 (d, $J=5.02\text{Hz}$, 1H), 9.40 (d, $J=1.26\text{Hz}$, 1H); ESIMS found $\text{C}_{16}\text{H}_{14}\text{N}_2\text{O}_4$ m/z 299.1 ($\text{M}+\text{H}$).

**341**

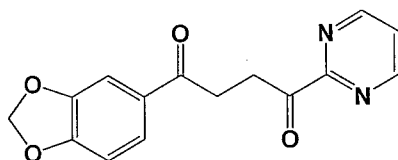
[001894] 1-(2,3-Dihydrobenzo[b][1,4]dioxin-6-yl)-4-(pyridazin-3-yl)butane-1,4-dione **341**.

[001895] White solid (30 mg, 0.10 mmol). ^1H NMR (CDCl_3 , 400 MHz) δ ppm 3.41-3.48 (m, 2H), 3.75-3.84 (m, 2H), 4.24-4.34 (m, 4H), 6.87-6.94 (m, 1H), 7.50-7.58 (m, 2H), 7.64 (dd, $J=8.53\text{Hz}$, $J=5.02\text{Hz}$, 1H), 8.11 (dd, $J=8.53\text{Hz}$, $J=1.76\text{Hz}$, 1H), 9.33 (dd, $J=5.02\text{Hz}$, $J=1.76\text{Hz}$, 1H); ESIMS found $\text{C}_{16}\text{H}_{14}\text{N}_2\text{O}_4$ m/z 299.0 ($\text{M}+\text{H}$).

**362**

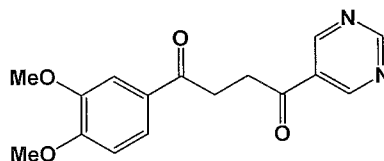
[001896] 1-(Chroman-6-yl)-4-(pyrimidin-2-yl)butane-1,4-dione **362**.

[001897] Brown oil (175.7 mg, 0.59 mmol). ^1H NMR ($\text{DMSO}-d_6$, 500 MHz) δ ppm 1.95 (quin, $J=5.50\text{ Hz}$, 2H), 2.81 (t, $J=6.31\text{ Hz}$, 2H), 3.36 (t, $J=5.50\text{ Hz}$, 2H), 3.50 (t, $J=6.00\text{ Hz}$, 2H), 4.22 (t, $J=5.20\text{ Hz}$, 2H), 6.84 (d, $J=8.78\text{ Hz}$, 1H), 7.72-7.76 (m, 2H), 7.77 (s, 1H), 9.04 (d, $J=4.94\text{ Hz}$, 2H); ESIMS found $\text{C}_{17}\text{H}_{16}\text{N}_2\text{O}_3$ m/z 296.9 ($\text{M}+\text{H}$).

**372**

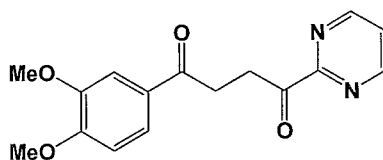
[001898] 1-(Benzo[d][1,3]dioxol-5-yl)-4-(pyrimidin-2-yl)butane-1,4-dione **372**.

[001899] Light brown solid (55.2 mg, 0.19 mmol). ^1H NMR ($\text{DMSO}-d_6$, 500 MHz) δ ppm 3.38 (t, $J=6.10\text{ Hz}$, 2H), 3.51 (t, $J=6.10\text{ Hz}$, 2H), 6.15 (s, 2H), 7.06 (d, $J=8.23\text{ Hz}$, 1H), 7.47 (d, $J=1.65\text{ Hz}$, 1H), 7.68 (dd, $J=8.23$, 1.65 Hz, 1H), 7.74 (t, $J=4.81\text{ Hz}$, 1H), 9.04 (d, $J=4.39\text{ Hz}$, 2H); ESIMS found $\text{C}_{15}\text{H}_{12}\text{N}_2\text{O}_4$ m/z 385.1 ($\text{M}+\text{H}$).

**430**

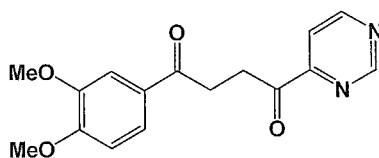
[001900] 1-(3,4-Dimethoxyphenyl)-4-(pyrimidin-5-yl)butane-1,4-dione **430**.

[001901] White solid (10 mg, 0.03 mmol). ^1H NMR (CDCl_3 , 400 MHz) δ ppm 3.40 (t, $J=5.6\text{Hz}$, 2H), 3.51 (t, $J=6\text{Hz}$, 2H), 3.93 (s, 3H), 3.97 (s, 3H), 6.93 (d, $J=8.4\text{Hz}$, 1H), 7.53 (d, $J=2\text{Hz}$, 1H), 7.69 (dd, $J=2\text{Hz}$, $J=8.4\text{Hz}$, 1H), 9.33 (s, 2H), 9.39 (s, 1H); ESIMS found $\text{C}_{16}\text{H}_{16}\text{N}_2\text{O}_4$ m/z 301.0 (M+H).

**431**

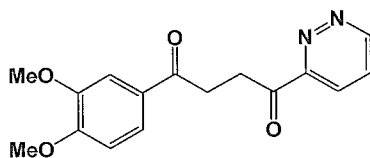
[001902] 1-(3,4-Dimethoxyphenyl)-4-(pyrimidin-2-yl)butane-1,4-dione **431**.

[001903] White solid (70 mg, 0.23 mmol). ^1H NMR (CDCl_3 , 400 MHz) δ ppm 3.51 (t, $J=6.4\text{Hz}$, 2H), 3.68 (t, $J=6.4\text{Hz}$, 2H), 3.93 (s, 3H), 3.96 (s, 3H), 6.92 (d, $J=8.4\text{Hz}$, 1H), 7.48 (t, $J=4.8\text{Hz}$, 1H), 7.55 (d, $J=1.6\text{Hz}$, 1H), 7.70 (dd, $J=2\text{Hz}$, $J=8.4\text{Hz}$, 1H), 8.96 (d, $J=4.4\text{Hz}$, 2H); ESIMS found $\text{C}_{16}\text{H}_{16}\text{N}_2\text{O}_4$ m/z 301.1 (M+H).

**432**

[001904] 1-(3,4-Dimethoxyphenyl)-4-(pyrimidin-4-yl)butane-1,4-dione **432**.

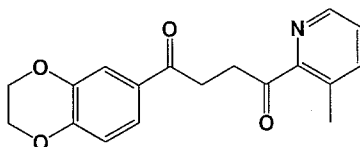
[001905] White solid (40 mg, 0.13 mmol). ^1H NMR (CDCl_3 , 400 MHz) δ ppm 3.48 (t, $J=6\text{Hz}$, 2H), 3.62 (t, $J=6\text{Hz}$, 2H), 3.93 (s, 3H), 3.96 (s, 3H), 6.92 (d, $J=8\text{Hz}$, 1H), 7.54 (d, $J=1.2\text{Hz}$, 1H), 7.68 (d, $J=8\text{Hz}$, 1H), 7.92 (d, $J=4.8\text{Hz}$, 1H), 9.00 (d, $J=5.4\text{Hz}$, 1H), 9.41 (s, 1H); ESIMS found $\text{C}_{16}\text{H}_{16}\text{N}_2\text{O}_4$ m/z 301.0 (M+H).



433

[001906] 1-(3,4-Dimethoxyphenyl)-4-(pyridazin-3-yl)butane-1,4-dione **433**.

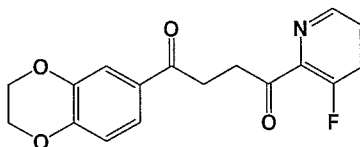
[001907] White solid (70 mg, 0.23 mmol). ^1H NMR (CDCl_3 , 400 MHz) δ ppm 3.52 (t, $J=6\text{Hz}$, 2H), 3.84 (t, $J=6\text{Hz}$, 2H), 3.93 (s, 3H), 3.97 (s, 3H), 6.94 (d, $J=8.4\text{Hz}$, 1H), 7.56 (d, $J=1.6\text{Hz}$, 1H), 7.62-7.74 (m, 2H), 8.15 (dd, $J=2\text{Hz}$, $J=8.4\text{Hz}$, 1H), 9.36 (dd, $J=2\text{Hz}$, $J=4.8\text{Hz}$, 1H); ESIMS found $\text{C}_{16}\text{H}_{16}\text{N}_2\text{O}_4$ m/z 301.1 (M+H).



568

[001908] 1-(2,3-Dihydrobenzo[b][1,4]dioxin-6-yl)-4-(3-methylpyridin-2-yl)butane-1,4-dione **568**.

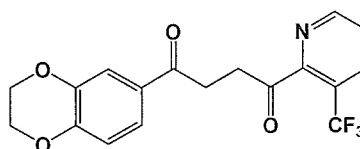
[001909] White solid (207.8 mg, 0.30 mmol, 7.9% yield). ^1H NMR ($\text{DMSO}-d_6$, 500 MHz) δ ppm 2.45 (s, 3H), 3.29-3.32 (m, 2H), 3.42-3.45 (m, 2H), 4.28-4.30 (m, 2H), 4.32-4.34 (m, 2H), 6.98 (d, $J=8.4\text{Hz}$, 1H), 7.47 (d, $J=2.1\text{Hz}$, 1H), 7.51-7.55 (m, 2H), 7.78 (dd, $J=0.7\text{Hz}$, 7.7Hz, 1H), 8.59 (dd, $J=1.0\text{Hz}$, $J=4.6\text{Hz}$, 1H); ESIMS found $\text{C}_{18}\text{H}_{17}\text{NO}_4$ m/z 312.0 (M+H).



569

[001910] 1-(2,3-Dihydrobenzo[b][1,4]dioxin-6-yl)-4-(3-fluoropyridin-2-yl)butane-1,4-dione **569**.

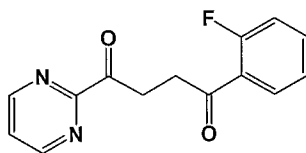
[001911] White solid (94.8 mg, 0.30 mmol, 3.8% yield). ^1H NMR ($\text{DMSO}-d_6$, 500 MHz) δ ppm 3.32-3.34 (m, 2H), 3.43-3.46 (m, 2H), 4.29-4.30 (m, 2H), 4.33-4.34 (m, 2H), 6.99 (d, $J=8.4\text{Hz}$, 1H), 7.48 (d, $J=2.1\text{Hz}$, 1H), 7.54 (dd, $J=2.1\text{Hz}$, $J=8.4\text{Hz}$, 1H), 7.76-7.78 (m, 1H), 7.88-7.92 (m, 1H), 8.59 (dt, $J=1.4\text{Hz}$, $J=4.5\text{Hz}$, 1H); ESIMS found $\text{C}_{17}\text{H}_{14}\text{FNO}_4$ m/z 315.9 (M+H).



570

[001912] 1-(2,3-Dihydrobenzo[*b*][1,4]dioxin-6-yl)-4-(3-(trifluoromethyl)pyridin-2-yl)butane-1,4-dione **570**.

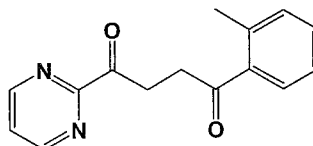
[001913] Tan solid (449 mg, 1.23 mmol, 22.0% yield). ^1H NMR (DMSO- d_6 , 500 MHz) δ ppm 3.32-3.35 (m, 2H), 3.45-3.48 (m, 2H), 4.29-4.30 (m, 2H), 4.33-4.34 (m, 2H), 6.99 (d, $J=8.4\text{ Hz}$, 1H), 7.48 (d, $J=2.1\text{ Hz}$, 1H), 7.55 (dd, $J=2.1\text{ Hz}$, $J=8.5\text{ Hz}$, 1H), 7.84 (dd, $J=4.9\text{ Hz}$, $J=7.9\text{ Hz}$, 1H), 8.37 (d, $J=8.0\text{ Hz}$, 1H), 8.96 (d, $J=4.6\text{ Hz}$, 1H); ESIMS found $\text{C}_{18}\text{H}_{14}\text{F}_3\text{NO}_4$ m/z 366.3 (M+H).



712

[001914] 1-(2-Fluorophenyl)-4-(pyrimidin-2-yl)butane-1,4-dione **712**.

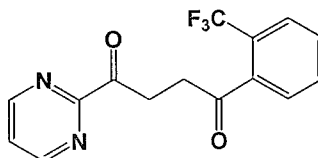
[001915] Off-white solid (167.2 mg, 0.65 mmol). ^1H NMR (DMSO- d_6 , 500 MHz) δ ppm 3.39 (m, 2H), 3.56 (t, $J=6.10\text{ Hz}$, 2H), 7.34-7.41 (m, 2H), 7.66-7.71 (m, 1H), 7.74 (t, $J=4.94\text{ Hz}$, 1H), 7.85 (td, $J=7.68$, 1.65 Hz, 1H), 9.04 (d, $J=4.94\text{ Hz}$, 2H); ESIMS found $\text{C}_{14}\text{H}_{11}\text{FN}_2\text{O}_2$ m/z 259.0 (M+H).



715

[001916] 1-(Pyrimidin-2-yl)-4-(*o*-tolyl)butane-1,4-dione **715**.

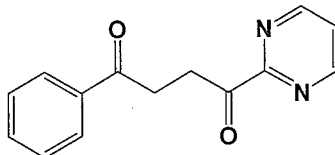
[001917] Brown solid (17.9 mg, 0.07 mmol). ^1H NMR (DMSO- d_6 , 500 MHz) δ ppm 2.38 (s, 3H), 3.33 (t, $J=6.10\text{ Hz}$, 2H), 3.54 (t, $J=6.10\text{ Hz}$, 2H), 7.30 (d, $J=7.43\text{ Hz}$, 1H), 7.35 (t, $J=7.67\text{ Hz}$, 1H), 7.44 (td, $J=7.60$, 1.10 Hz, 1H), 7.74 (t, $J=4.90\text{ Hz}$, 1H), 7.86 (d, $J=7.68\text{ Hz}$, 1H), 9.04 (d, $J=4.94\text{ Hz}$, 2H); ESIMS found $\text{C}_{15}\text{H}_{14}\text{N}_2\text{O}_2$ m/z 255.0 (M+H).



716

[001918] 1-(Pyrimidin-2-yl)-4-(2-(trifluoromethyl)phenyl)butane-1,4-dione **716**.

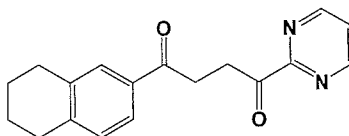
[001919] Light brown solid (85.8 mg, 0.28 mmol). ^1H NMR (DMSO- d_6 , 500 MHz) δ ppm 3.34 (t, $J=6.30$ Hz, 2H), 3.56 (t, $J=6.10$ Hz, 2H), 7.72-7.77 (m, 2H), 7.81-7.88 (m, 2H), 7.92 (d, $J=7.14$ Hz, 1H), 9.05 (d, $J=4.94$ Hz, 2H); ESIMS found $\text{C}_{15}\text{H}_{11}\text{F}_3\text{N}_2\text{O}_2$ m/z 309.0 (M+H).



718

[001920] 1-Phenyl-4-(pyrimidin-2-yl)butane-1,4-dione **718**.

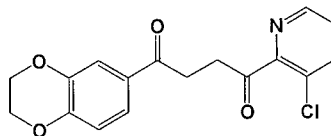
[001921] Off-white solid (186.5 mg, 0.78 mmol). ^1H NMR (DMSO- d_6 , 500 MHz) δ ppm 3.46 (t, $J=6.10$ Hz, 2H), 3.56 (t, $J=6.10$ Hz, 2H), 7.56 (t, $J=7.70$ Hz, 2H), 7.67 (t, $J=7.40$ Hz, 1H), 7.75 (t, $J=4.94$ Hz, 1H), 8.02 (d, $J=7.36$ Hz, 2H), 9.05 (d, $J=4.94$ Hz, 2H); ESIMS found $\text{C}_{14}\text{H}_{12}\text{N}_2\text{O}_2$ m/z 241.1 (M+H).



737

[001922] 1-(Pyrimidin-2-yl)-4-(5,6,7,8-tetrahydronaphthalen-2-yl)butane-1,4-dione **737**.

[001923] Off-white solid (480 mg, 1.63 mmol, 24.2% yield). ^1H NMR (DMSO- d_6 , 500 MHz) δ ppm 1.75-1.77 (m, 4H), 2.78-2.80 (m, 4H), 3.38-3.41 (m, 2H), 3.51-3.53 (m, 2H), 7.21 (d, $J=7.8$ Hz, 1H), 7.61-7.71 (m, 2H), 7.74 (t, $J=4.9$ Hz, 1H), 9.04 (d, $J=4.9$ Hz, 1H); ESIMS found $\text{C}_{18}\text{H}_{18}\text{N}_2\text{O}_2$ m/z 295.0 (M+H).



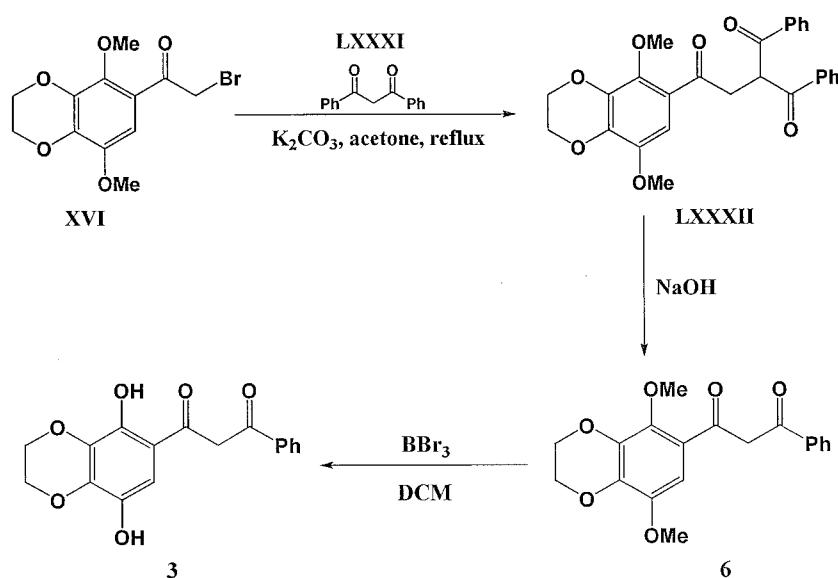
767

[001924] 1-(3-Chloropyridin-2-yl)-4-(2,3-dihydrobenzo[b][1,4]dioxin-6-yl)butane-1,4-dione **767**.

[001925] White solid (311 mg, 0.94 mmol, 12.6% yield). ^1H NMR (DMSO- d_6 , 500 MHz) δ ppm 3.30-3.34 (m, 2H), 3.40-3.43 (m, 2H), 4.28-4.30 (m, 2H), 4.33-4.34 (m, 2H), 6.99 (d, $J=8.4\text{Hz}$, 1H), 7.48 (d, $J=2.1\text{Hz}$, 1H), 7.54 (dd, $J=2.1\text{Hz}$, $J=8.4\text{Hz}$, 1H), 7.65 (dd, $J=4.6\text{Hz}$, $J=8.2\text{Hz}$, 1H), 8.08 (dd, $J=1.3\text{Hz}$, $J=8.2\text{Hz}$, 1H), 8.67 (dd, $J=1.3\text{Hz}$, $J=4.5\text{Hz}$, 1H); ESIMS found $\text{C}_{17}\text{H}_{14}\text{ClNO}_4$ m/z 331.9 (M+H).

Example 4

[001926] Preparation of 1-(5,8-dihydroxy-2,3-dihydrobenzo[*b*][1,4]dioxin-6-yl)-3-phenylpropane-1,3-dione (**3**) and 1-(5,8-dimethoxy-2,3-dihydrobenzo[*b*][1,4]dioxin-6-yl)-3-phenylpropane-1,3-dione (**6**) is depicted below in Scheme 18.



Scheme 18

Step 1

[001927] A solution of crude 2-bromo-1-(5,8-dimethoxy-2,3-dihydrobenzo[*b*][1,4]dioxin-6-yl)ethanone (**XVI**) (1.1 g, 3.36 mmol), 1,3-diphenylpropane-1,3-dione (**LXXXI**) (778 mg, 3.47 mmol), K_2CO_3 (480 mg, 3.47 mmol), and KI (10 mg) in acetone was heated to reflux for 2 h. The reaction mixture was cooled, filtered and concentrated under vacuum. The residue was purified by column chromatography on silica gel (20% EtOAc/PE) to give 2-benzoyl-4-(5,8-dimethoxy-2,3-dihydrobenzo[*b*][1,4]dioxin-6-yl)-1-phenylbutane-1,4-dione (**LXXXII**) (1.1 g, 2.39 mmol, 70% yield for two steps) as a

yellow solid. ^1H NMR (CDCl_3 , 500 MHz) δ ppm 3.79-3.88 (m, 5H), 3.90 (s, 3H), 4.36 (dd, $J=19.32\text{Hz}$, 4.52Hz, 4H), 6.08 (t, $J=6.40\text{Hz}$, 1H), 6.98 (s, 1H) 7.43-7.52 (m, 4H), 7.54-7.63 (m, 2H), 8.02 (d, $J=7.53\text{Hz}$, 4H).

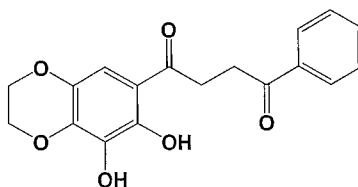
Step 2

[001928] A solution of 2-benzoyl-4-(5,8-dimethoxy-2,3-dihydrobenzo [*b*][1,4]dioxin-6-yl)-1-phenylbutane-1,4-dione (**LXXXII**) (1.1 g, 2.4 mmol) in EtOH (20 mL) was added 2% aqueous NaOH (20 mL, 10 mmol) dropwise at 10°C and then stirred at room temperature for 18 h. The reaction mixture was filtered, and the solid was washed with water (20 mL), 10% EtOAc/PE (50 mL) and dissolved in DCM (60 mL). The DCM layer was washed with 0.5 N HCl (20 mL), brine (20 mL), dried over anhydrous Na_2SO_4 and concentrated under vacuum to produce 1-(5,8-dimethoxy-2,3-dihydrobenzo [*b*][1,4]dioxin-6-yl)-3-phenylpropane-1,3-dione (**6**) (750 mg, 2.19 mmol, 88% yield) as a yellow solid. ^1H NMR (CDCl_3 , 500 MHz) δ ppm 3.42 (d, $J=6.02\text{Hz}$, 2H), 3.49 (d, $J=6.02\text{Hz}$, 2H), 3.87 (s, 3H), 3.96 (s, 3H), 4.37 (dd, $J=14.18\text{Hz}$, 4.89Hz, 4H), 6.97 (s, 1H), 7.42-7.52 (m, 2H), 7.56 (d, $J=7.28\text{Hz}$, 1H), 8.04 (d, $J=7.28\text{Hz}$, 2H).

Step 3

[001929] To a solution of 1-(5,8-dimethoxy-2,3-dihydrobenzo [*b*][1,4]dioxin-6-yl)-3-phenylpropane-1,3-dione (**6**) (750 mg, 2.1 mmol) in anhydrous DCM (100 mL) was added a solution of BBr_3 (0.56 mL, 6.3 mmol) in anhydrous DCM (1 mL) at -10°C dropwise. This reaction solution was stirred at -10°C for 3 h and then quenched with ice water (40 mL). The DCM layer was dried over anhydrous Na_2SO_4 , and concentrated under vacuum. The residue was purified by the silica gel column (10% MeOH/DCM), and recrystallized with (MeOH:DCM:EtOAc= 1:2:2) (20 mL) to yield 1-(5,8-dihydroxy-2,3-dihydrobenzo [*b*][1,4]dioxin-6-yl)-3-phenylpropane-1,3-dione (**3**) as a light yellow solid (200 mg, 0.64 mmol, 29.0% yield). ^1H NMR ($\text{DMSO}-d_6$, 500 MHz) δ ppm 3.23-3.49 (m, 4H), 4.26 (d, $J=4\text{Hz}$, 2H), 4.33 (d, $J=2.4\text{Hz}$, 2H), 6.96 (s, 1H), 7.55 (t, $J=7.2\text{Hz}$, 2H), 7.66 (t, $J=7.2\text{Hz}$, 1H), 8.01 (d, $J=7.6\text{Hz}$, 2H), 9.06 (s, 1H), 11.81 (s, 1H); ESIMS found $\text{C}_{17}\text{H}_{14}\text{O}_6$ m/z 315.1 ($\text{M}+\text{H}$).

[001930] The following compound was prepared in accordance with the procedure described in the above Example 4.



4

[001931] 1-(7,8-dihydroxy-2,3-dihydrobenzo[b][1,4]dioxin-6-yl)-4-phenylbutane-1,4-dione 4.

[001932] Light yellow solid (160 mg, 0.51 mmol, 69.7% yield). ^1H NMR (CDCl_3 , 500 MHz): δ ppm 3.37-3.45 (m, 4H), 4.27 (t, $J=4\text{Hz}$, 2H), 4.41 (t, $J=4\text{Hz}$, 2H), 5.49 (s, 1H), 7.03 (s, 1H), 7.49 (t, $J=7.6\text{Hz}$, 2H), 7.59 (t, $J=7.6\text{Hz}$, 1H), 8.03 (d, $J=7.6\text{Hz}$, 1H), 12.08 (s, 1H); ESIMS found $\text{C}_{18}\text{H}_{16}\text{O}_6$ m/z 329.1 (M+H).

Evaluation of Biological Activity

[001933] The biological activity of the compounds described herein can be tested using any suitable assay known to those of skill in the art, e.g., those assays described in WO 2001/053268 or WO 2005/009997, both of which are incorporated by reference in their entireties. For example, the activity of a compound may be tested using one or more of the test methods described below.

Example 5

[001934] Compounds that enhance the Wnt activity, or Activators, were assayed as follows. Reporter cell lines were generated by stably transducing cells of colon cancer cell lines (with a lentiviral construct that included a Wnt-responsive promoter driving expression of the firefly luciferase gene).

[001935] Lentiviral constructs were made in which the SP5 promoter, a promoter having eight TCF/LEF binding sites derived from the SP5 promoter, was linked upstream of the firefly luciferase gene. The lentiviral constructs also included a hygromycin resistance gene as a selectable marker. The SP5 promoter construct was used to transduce

SW480 cells, a colon cancer cell line having a mutated APC gene that generates a truncated APC protein, leading to de-regulated accumulation of β -catenin.

[001936] Cultured SW480 cells bearing a reporter construct were distributed at approximately 10,000 cells per well into 384- or 96-well multiwell plates. Compounds from a small molecule compound library were then added to the wells in half-log dilutions using a maximum concentration of three or ten micromolar. A series of control wells for each cell type received only buffer and compound solvent DMSO. Twenty-four hours after the addition of compound, reporter activity for luciferase was assayed, for example, by addition of the BrightGlo luminescence reagent (Promega) and the Victor3 plate reader (Perkin Elmer). Readings were normalized to DMSO only treated cells, and any activities above DMSO were considered activation. Compounds were considered activators if reporter activities were 2x fold or greater than DMSO. EC₅₀ is the concentration at half maximal activation. Table 2 shows the activity of selected activators.

Table 2.

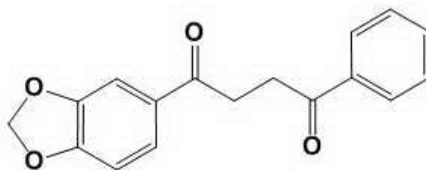
Compound	Wnt activation, EC ₅₀ (μM)	Compound	Wnt activation, EC ₅₀ (μM)	Compound	Wnt activation, EC ₅₀ (μM)
1	0.005	265	0.201	379	>10
2	0.001-0.003	269	>10	385	0.165
3	>10	274	6.8	425	5.95
4	>10	275	0.009	426	8.80
9	0.1	278	0.018	430	>10
10	>10	281	0.061	431	>10
11	0.013	287	0.087	432	4.8
12	0.005	288	>10	433	>10
13	0.192	291	0.125	442	2.15
14	0.306	292	0.595	445	0.010
15	0.09	294	1.721	447	>10
16	0.007	300	0.018	451	0.037
18	>10	301	0.039	455	0.032
19	0.003	307	0.055	456	0.673
21	0.031	310	0.068	457	2.89
28	0.009	313	0.044	462	0.424
61	0.025	314	0.016	485	>10
68	0.006	316	>10	495	0.008
69	>10	317	>10	497	0.048

71	0.0025	319	0.279	498	0.012
76	>10	320	>10	503	0.487
80	0.01	325	0.063	507	0.036
207	>10	326	0.117	513	0.039
208	>10	329	0.089	515	0.127
209	>10	332	0.680	518	0.646
210	0.002	334	>10	524	0.088
213	0.018	338	0.064	528	0.148
214	0.01	339	0.009	529	0.695
216	0.011	340	0.209	538	0.063
217	0.343	341	0.095	541	2.81
222	0.003	342	0.009	544	0.9
232	0.134	343	0.351	547	>10
235	0.494	344	0.307	554	>10
238	>10	345	>10	557	0.026
240	0.669	346	0.024	559	0.340
242	0.789	358	0.014	560	0.055
248	>10	362	0.188	562	0.106
249	0.004	364	0.013	569	0.00196
252	0.001	365	0.033	570	0.026
255	0.017	368	0.016	718	0.681
258	0.016	372	0.097	737	0.022
261	0.042	374	0.013	767	0.002164
263	>10	375	0.071		

[001937] The term “comprising” as used herein is synonymous with “including,” “containing,” or “characterized by,” and is inclusive or open-ended and does not exclude additional, unrecited elements or method steps.

WHAT IS CLAIMED IS:

1. A compound of Formula:



or a pharmaceutically acceptable salt thereof.

2. A pharmaceutical composition comprising a therapeutically effective amount of a compound according to claim 1, or a pharmaceutically acceptable salt thereof, and a pharmaceutically acceptable excipient.

3. The pharmaceutical composition according to claim 2, wherein the composition is a component in a compound-eluting coating for a medical device.

4. A method of treating a disorder or disease selected from the group consisting of a neurodegenerative disease, eye disease, osteoporosis, osteoarthropathy, osteogenesis imperfecta, bone defects, bone fractures, periodontal disease, otosclerosis, wound healing, oral mucositis, gastrointestinal mucositis, craniofacial defects, and oncolytic bone disease, the method comprising administering to the patient a therapeutically effective amount of a compound according to claim 1, or a pharmaceutically acceptable salt thereof, wherein the compound activates one or more proteins in the Wnt pathway.

5. The method of claim 4, wherein the disorder or disease is a neurodegenerative disease.

6. The method according to any one of claims 4-5, wherein the neurodegenerative disease is Parkinson's disease, stroke, spinal cord injury, ischemic cerebral disease, epilepsy, Alzheimer's disease, dementia, depression, bipolar disorder, or schizophrenia.

7. The method of claim 4, wherein the disorder or disease is an eye disease.

8. The method according to any one of claims 4 and 7, wherein the eye disease is wet age-related macular degeneration, dry age-related macular degeneration, geographic atrophy, diabetic retinopathy, diabetic macular edema, retinal detachment, retinal degeneration, retinal vein occlusion, retinopathy of prematurity, retinitis pigmentosa, retinopathies, Leber congenital amaurosis and glaucoma.

9. The method of claim 4, wherein the disorder or disease is osteoporosis, osteoarthropathy, osteogenesis imperfecta, bone defects, bone fractures, periodontal disease,

otosclerosis, wound healing, oral mucositis, gastrointestinal mucositis, craniofacial defects, or oncolytic bone disease.

10. A method of treating a disorder or disorder or disease related to differentiation and growth of stem cells and is selected from the group consisting of hair loss, hematopoiesis related diseases, tissue regeneration related diseases, and other diseases associated with abnormalities in development, stem cell differentiation, and cell proliferation, the method comprising administering to the patient a therapeutically effective amount of a compound according to claim 1, or a pharmaceutically acceptable salt thereof, wherein the compound activates one or more proteins in the Wnt pathway.

11. The method of claim 4 or 10, wherein the patient is a mammal.

12. The method of claim 11, wherein the mammal is a human.

13. The method of claim 4 or 10, wherein the compound activates signaling induced by one or more Wnt proteins.

14. The method according to claim 13, wherein the one or more Wnt proteins are selected from the group consisting of: WNT1, WNT2, WNT2B, WNT3, WNT3A, WNT4, WNT5A, WNT5B, WNT6, WNT7A, WNT7B, WNT8A, WNT8B, WNT9A, WNT9B, WNT10A, WNT10B, WNT11, and WNT16.