



US00D839381S

(12) **United States Design Patent**
Quiles et al.

(10) **Patent No.:** **US D839,381 S**

(45) **Date of Patent:** **** Jan. 29, 2019**

- (54) **BAIT HOLDER WITH HOOK**
- (71) Applicants: **Raymond Quiles**, Old Bridge, NJ (US);
Joseph Ognibene, Howard Beach, NY (US)
- (72) Inventors: **Raymond Quiles**, Old Bridge, NJ (US);
Joseph Ognibene, Howard Beach, NY (US)

4,922,645 A *	5/1990	Hannon	A01K 85/02 43/42.4
D320,060 S *	9/1991	Austin	A01K 83/06 D22/136
5,123,199 A *	6/1992	Lysohir	A01K 97/06 43/25.2
5,822,914 A *	10/1998	Tadych	A01K 85/02 43/42.39
D502,248 S *	2/2005	Haggren	A01K 83/06 D22/136

(**) Term: **15 Years**

* cited by examiner

(21) Appl. No.: **29/625,569**

Primary Examiner — Catherine R Oliver-Garcia
(74) *Attorney, Agent, or Firm* — Walter J. Tencza, Jr.

(22) Filed: **Nov. 10, 2017**

(51) **LOC (11) Cl.** **22-05**

(52) **U.S. Cl.**
USPC **D22/136; D22/144**

(58) **Field of Classification Search**
USPC D22/126–133, 136, 144; 43/42.39, 42.42,
43/4.5, 42.4, 42.37, 43.16, 43.2, 42.06,
43/42.28, 41, 44.4, 57.1, 25.2
CPC A01K 83/00; A01K 83/06; A01K 85/00;
A01K 85/02; A01K 97/045; A01K 97/06;
A01K 99/00

See application file for complete search history.

(56) **References Cited**

U.S. PATENT DOCUMENTS

933,818 A *	9/1909	Beatty	A01K 85/02 43/42.4
2,605,579 A *	8/1952	Chadwick	A01K 83/06 43/44.4

(57) **CLAIM**

I claim the ornamental design for the bait holder with hook, as shown and described.

DESCRIPTION

FIG. 1 is a front, right and top perspective view of a bait holder with hook in accordance with the present invention; FIG. 2 is a front elevation view thereof; FIG. 3 is a rear elevation view thereof; FIG. 4 is a right side elevation view thereof; FIG. 5 is a left side elevation view thereof; FIG. 6 is a top plan view thereof; and, FIG. 7 is bottom plan view thereof.

1 Claim, 5 Drawing Sheets

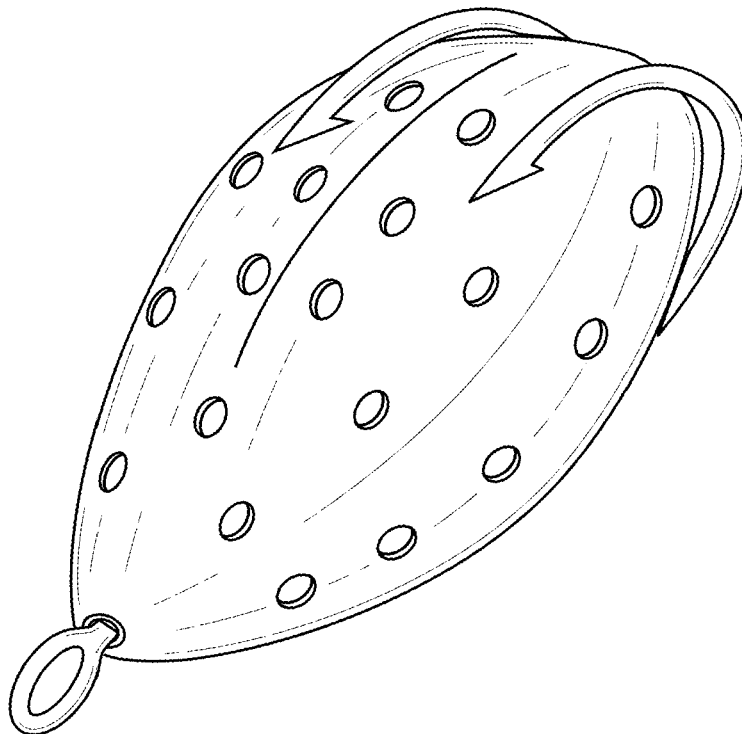


Fig. 1

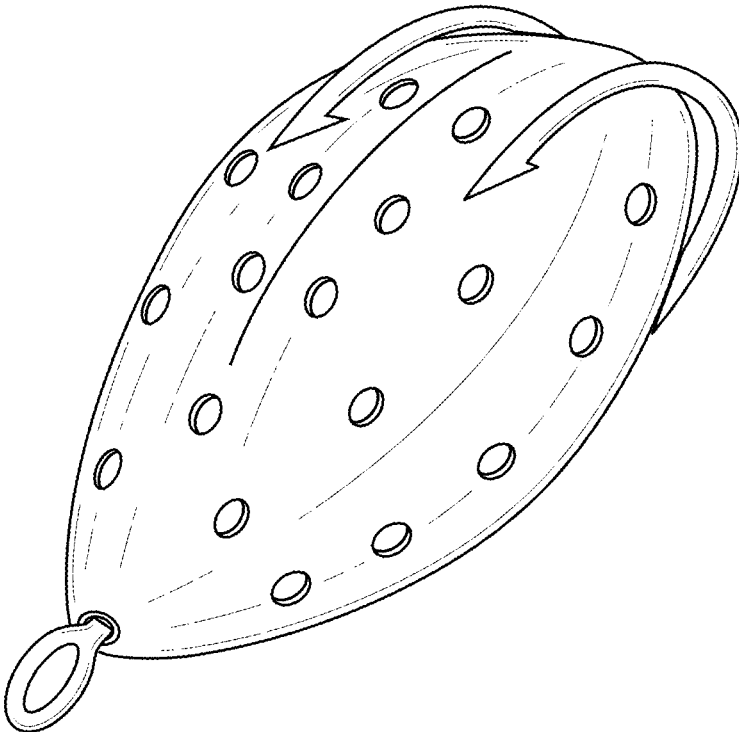


Fig. 2

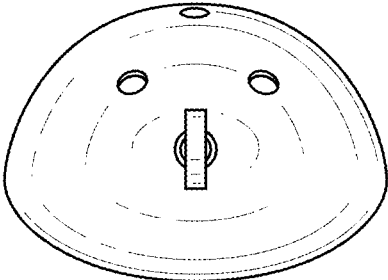


Fig. 3

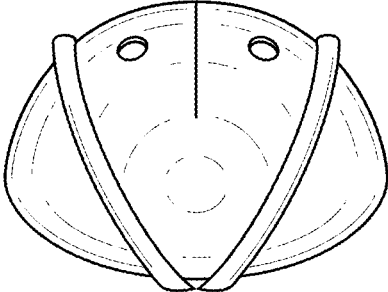


Fig. 4

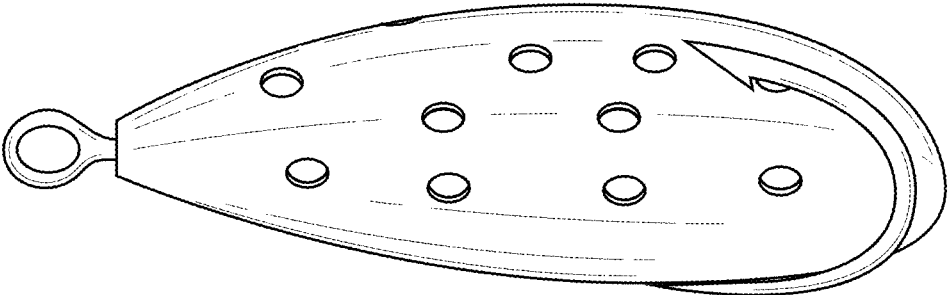


Fig. 5

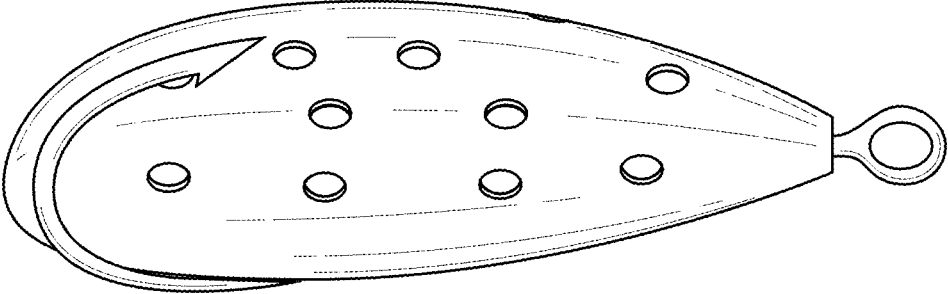


Fig. 6

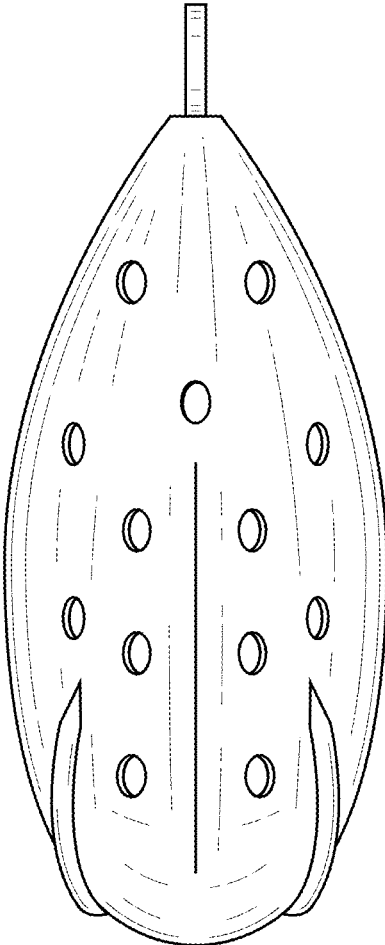


Fig. 7

