



US00D966824S

(12) **United States Design Patent**
Yagi

(10) **Patent No.:** **US D966,824 S**

(45) **Date of Patent:** **** Oct. 18, 2022**

(54) **COOLER BOX**

2331/8041; F25D 2331/805; F25D

2331/806; F25D 2331/809; F25D 2400/16

See application file for complete search history.

(71) Applicant: **GLOBERIDE, Inc.**, Tokyo (JP)

(72) Inventor: **Hiroshi Yagi**, Toyko (JP)

(56) **References Cited**

(73) Assignee: **GLOBERIDE, Inc.**, Tokyo (JP)

U.S. PATENT DOCUMENTS

(**) Term: **15 Years**

D328,550 S * 8/1992 Mogil D7/605

D340,840 S * 11/1993 Melk D7/607

D371,051 S * 6/1996 Melk A45C 11/20

D7/607

(21) Appl. No.: **29/763,272**

(Continued)

(22) Filed: **Dec. 22, 2020**

(30) **Foreign Application Priority Data**

OTHER PUBLICATIONS

Jun. 25, 2020 (JP) 2020-012809 D

AO Coolers Carbon Soft Cooler, first available Jan. 24, 2013, Amazon, [online], [site visited Apr. 15, 2022], Available from internet URL: <https://www.amazon.com/dp/B00B5IW0J0> (Year: 2013).*

(51) **LOC (13) Cl.** **07-99**

(Continued)

(52) **U.S. Cl.**

USPC **D7/607; D3/327**

(58) **Field of Classification Search**

USPC D7/300, 300.1, 312, 313, 354, 355, 360, D7/361, 387, 391, 392, 396.2, 509, 510, D7/511, 512, 513, 523, 533, 536, D7/601-608, 619.1, 622, 624.1-624.3, D7/625, 629, 630, 709; D3/202, D3/215-217, 272-274, 276, 279, 283, D3/284, 294, 295, 299, 301, 318, 327; D15/81, 83

Primary Examiner — Mary Ann Calabrese

Assistant Examiner — Natalya M Rapundalo

(74) *Attorney, Agent, or Firm* — K&L Gates LLP

(57)

CLAIM

The ornamental design for a cooler box, as shown and described.

DESCRIPTION

CPC A45C 11/20; A45C 13/02; A47J 27/002; A47J 27/004; A47J 36/10; A47J 36/24; A47J 36/2483; A47J 36/32; A47J 47/10; B29C 66/53461; B65D 43/02; B65D 43/162; B65D 2543/00092; B65D 81/3386; B65D 81/38; B65D 81/3802; B65D 81/3823; B65D 81/3837; B65D 81/3839; B65D 81/3841; B65D 81/3844; B65D 81/3846; B65D 81/3876; B67D 1/0857; B67D 3/0009; F25D 3/02; F25D 3/0812; F25D 3/14; F25D 31/002; F25D 31/007; F25D 31/008; F25D 2331/801; F25D 2331/803; F25D 2331/804; F25D

FIG. 1 is a top, rear, left side perspective view showing my new design;

FIG. 2 is a front elevational view thereof;

FIG. 3 is a rear elevational view thereof;

FIG. 4 is a top plan view thereof;

FIG. 5 is a bottom plan view thereof;

FIG. 6 is a left side elevational view thereof; and,

FIG. 7 is a right side elevational view thereof.

The lightened portions of the cooler box shown in FIGS. 1-7 illustrate environment and form no part of the claimed design.

1 Claim, 6 Drawing Sheets



FIG. 1



FIG. 2



FIG. 3



FIG. 4




FIG. 5




FIG. 6




FIG. 7

