



US00D809079S

(12) **United States Design Patent**
Jertson et al.

(10) **Patent No.:** **US D809,079 S**

(45) **Date of Patent:** **** Jan. 30, 2018**

(54) **GOLF GRIP**

(71) Applicant: **KARSTEN MANUFACTURING CORPORATION**, Phoenix, AZ (US)

(72) Inventors: **Martin R. Jertson**, Cave Creek, AZ (US); **Murphy Alexander**, Phoenix, AZ (US)

(73) Assignee: **Karsten Manufacturing Corporation**, Phoenix, AZ (US)

(**) Term: **15 Years**

(21) Appl. No.: **29/577,184**

(22) Filed: **Sep. 9, 2016**

(51) **LOC (11) Cl.** **21-02**

(52) **U.S. Cl.**
USPC **D21/756**

(58) **Field of Classification Search**
USPC D21/756, 757
CPC A63B 60/06-60/34; A63B 60/00; A63B 60/46; A63B 59/20; A63B 59/40; A63B 59/60-59/80; A63B 49/00-49/14; A63B 53/00-53/14
See application file for complete search history.

(56) **References Cited**

U.S. PATENT DOCUMENTS

D254,926 S	5/1980	Solheim
D281,991 S	12/1985	Solheim
D287,527 S	12/1986	Solheim
D290,730 S	7/1987	Solheim
D307,169 S	4/1990	Aldridge
D315,006 S	2/1991	Solheim
D322,637 S	12/1991	Aldridge
D333,333 S	2/1993	Solheim
D345,192 S	3/1994	Solheim
D357,295 S	4/1995	Solheim
D362,891 S	10/1995	Solheim

D376,400 S	12/1996	Nakazaki	
D391,330 S	2/1998	Solheim	
D414,233 S	9/1999	Anderson	
D424,147 S	5/2000	Vela	
D431,851 S	10/2000	Anderson	
D494,650 S	8/2004	Petersen	
D512,758 S	12/2005	Tuerschmann	
D524,390 S	7/2006	Tuerschmann	
D534,603 S	1/2007	Norton	
D534,604 S	1/2007	Norton	
D534,605 S	1/2007	Norton	
D536,048 S *	1/2007	Chen	D21/756
D538,869 S *	3/2007	Wang	D21/756
D545,388 S	6/2007	Chen	
D548,808 S	8/2007	Chen	
D556,847 S	12/2007	DeVaney	
D564,610 S *	3/2008	Chen	D21/756
D576,240 S	9/2008	Chen	
D576,241 S	9/2008	Chen	
D581,001 S	11/2008	Chen	
D581,002 S	11/2008	Chen	
D584,781 S *	1/2009	Chen	D21/756

(Continued)

Primary Examiner — Mitchell I. Siegel

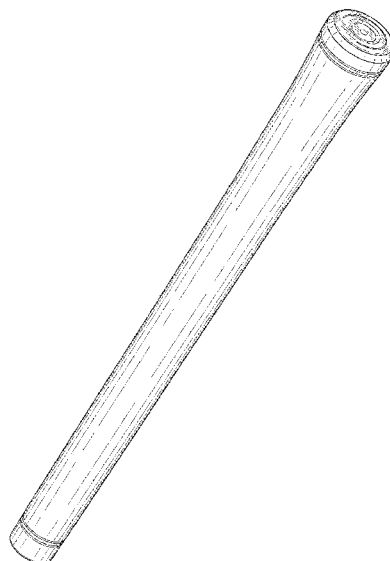
(57) **CLAIM**

The ornamental design for a golf grip, as shown and described.

DESCRIPTION

FIG. 1 is a front perspective view of a golf grip; FIG. 2 is a rear perspective of the golf grip of FIG. 1; FIG. 3 is a top view of the golf grip of FIG. 1; FIG. 4 is a bottom view of the golf grip of FIG. 1; FIG. 5 is a front view of the golf grip of FIG. 1; FIG. 6 is a rear view of the golf grip of FIG. 1; FIG. 7 is a side view of the golf grip of FIG. 1; and, FIG. 8 is another side view of the golf grip of FIG. 1. The broken line showing of is included for the purpose of illustrating and forms no part of the claimed design.

1 Claim, 5 Drawing Sheets



(56)

References Cited

U.S. PATENT DOCUMENTS

D588,218	S	3/2009	Chen	
D590,465	S	4/2009	Chen	
D593,172	S *	5/2009	Gill	D21/756
D595,380	S *	6/2009	Koehler	D21/756
D599,871	S	9/2009	Jertson	
D602,104	S *	10/2009	Black	D21/756
D616,516	S	5/2010	Chen	
D627,023	S *	11/2010	Hsu	D21/756
D629,857	S *	12/2010	Gill	D21/756
D631,118	S	1/2011	Chen	
D634,803	S	3/2011	Chen	
D638,503	S	5/2011	Lidenberg	
D638,504	S	5/2011	Lidenberg	
D649,610	S *	11/2011	Savarese	D21/756
D652,097	S *	1/2012	Gill	D21/756
D653,296	S *	1/2012	Gill	D21/756
D657,432	S *	4/2012	Gill	D21/756
D657,835	S *	4/2012	Gill	D21/756
D660,385	S *	5/2012	Gill	D21/756
D660,386	S *	5/2012	Chang	D21/756
D661,359	S *	6/2012	Lewis	D21/756
D664,619	S *	7/2012	Savarese	D21/756
D675,271	S	1/2013	Solheim	
D691,682	S *	10/2013	Su	D21/756
D726,267	S	4/2015	Bacon et al.	
D733,236	S	6/2015	Serrano et al.	
D733,237	S	6/2015	Serrano et al.	
D733,238	S *	6/2015	Bacon	D21/756
D745,100	S *	12/2015	Miller	D21/756
D763,985	S *	8/2016	Sun	D21/756

* cited by examiner

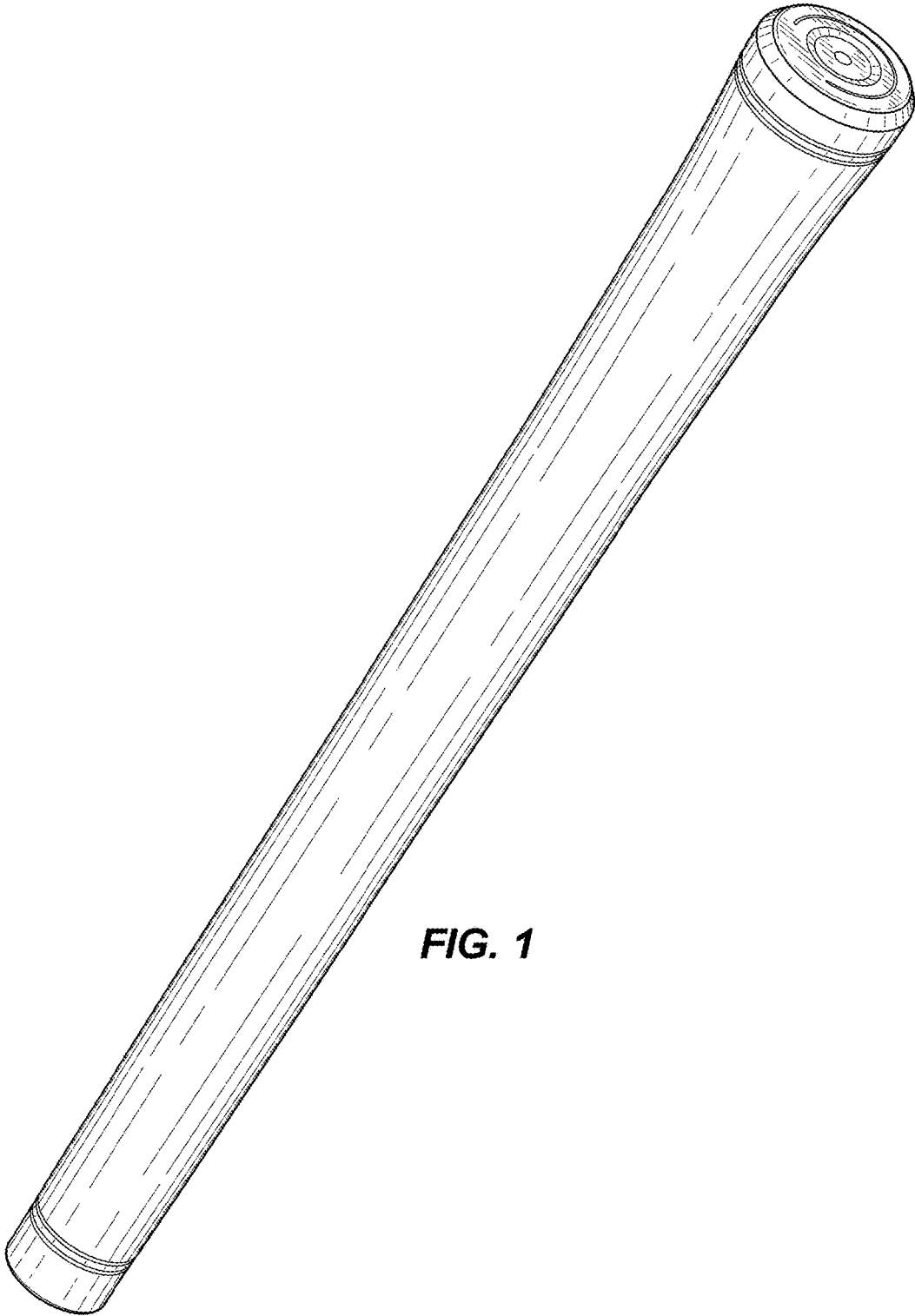


FIG. 1

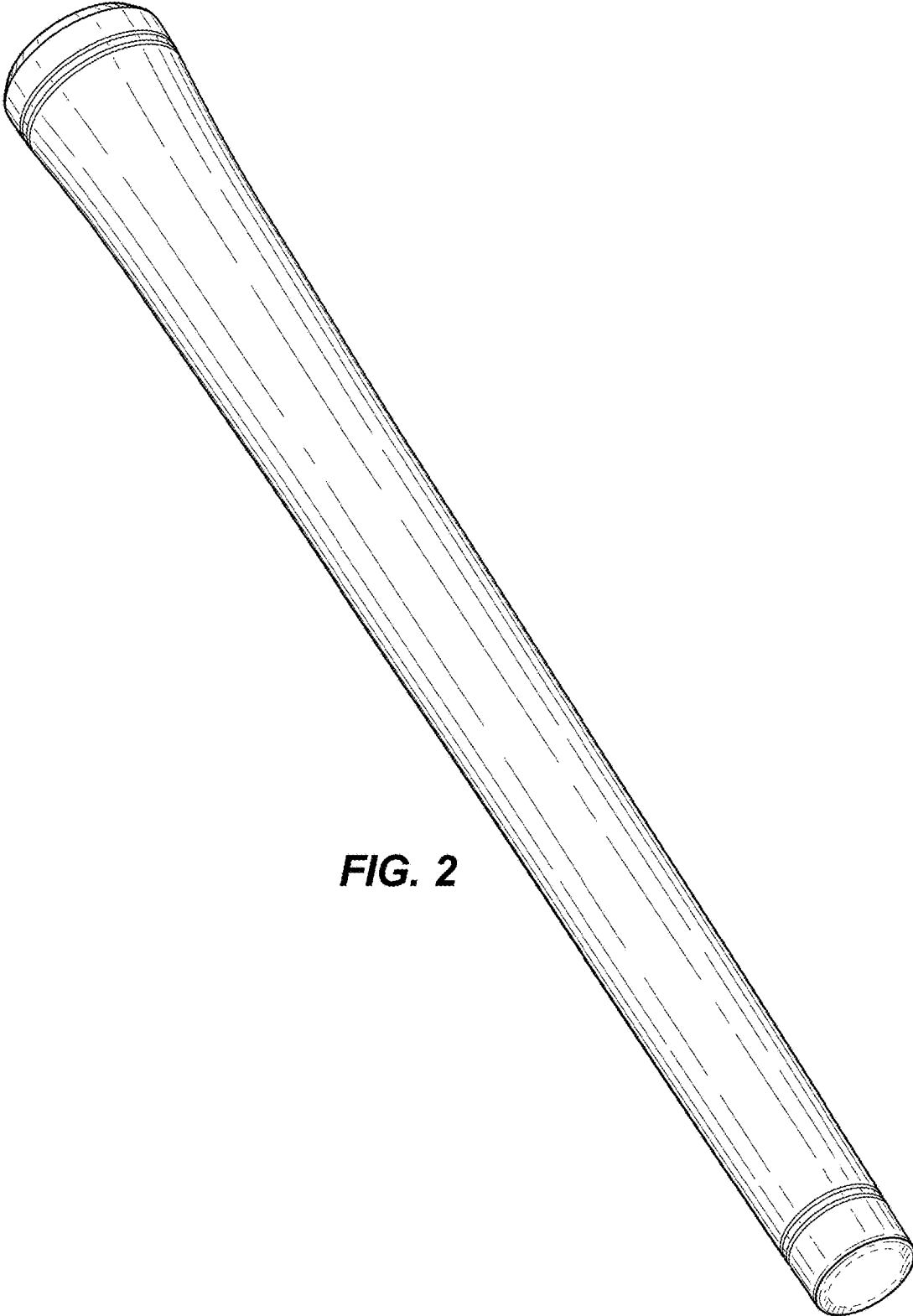


FIG. 2

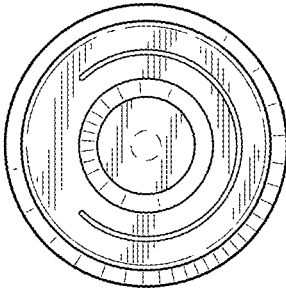


FIG. 3

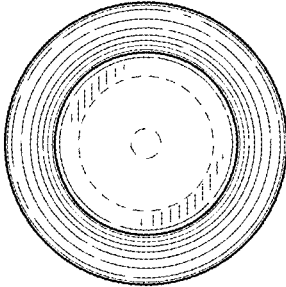


FIG. 4

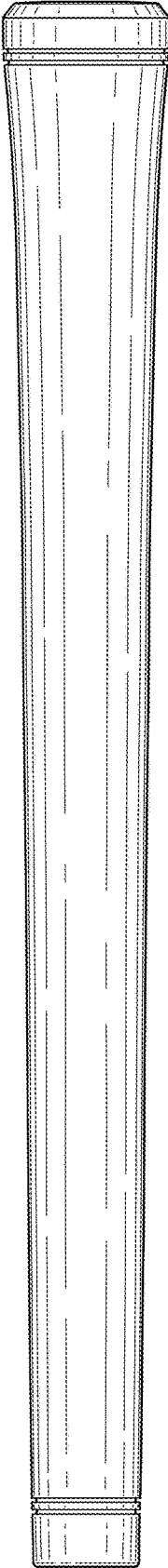


FIG. 5

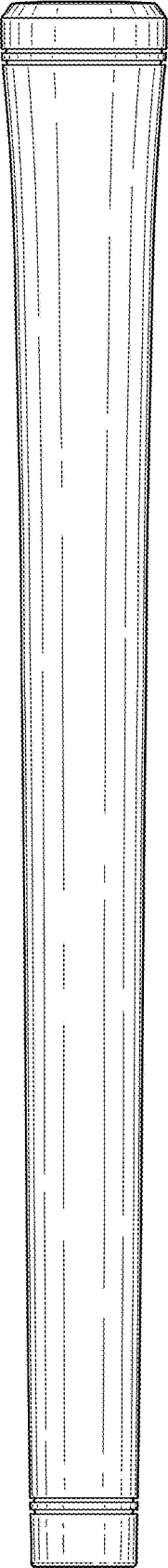


FIG. 6

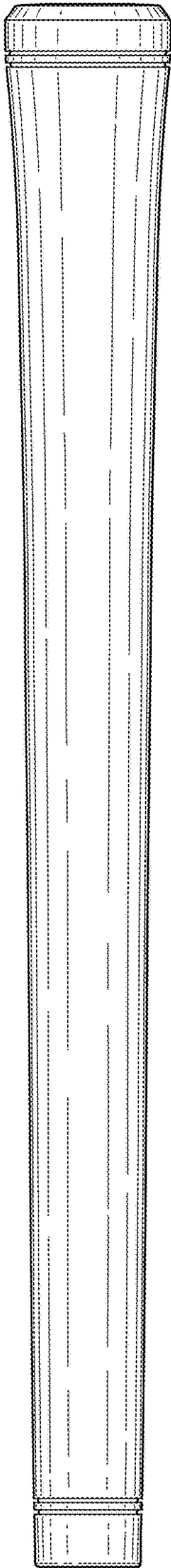


FIG. 7

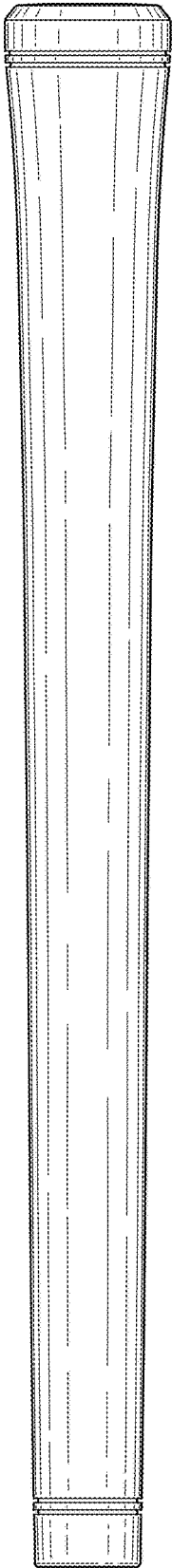


FIG. 8