



US00D412573S

United States Patent [19] Castiglione

[11] Patent Number: **Des. 412,573**

[45] Date of Patent: **** Aug. 3, 1999**

[54] **NOSE CLIP FOR A FILTERING FACE MASK**

[75] Inventor: **David M. Castiglione**, South St. Paul, Minn.

[73] Assignee: **3M Innovative Properties Company**, St. Paul, Minn.

[**] Term: **14 Years**

[21] Appl. No.: **29/051,335**

[22] Filed: **Feb. 20, 1996**

Related U.S. Application Data

[63] Continuation of application No. 29/029,750, Oct. 14, 1994, abandoned.

[51] **LOC (6) Cl.** **24-04**

[52] **U.S. Cl.** **D24/110.1**

[58] **Field of Search** D24/110.1, 106, D24/127, 128; 128/206.16, 206.24; D29/105, 106, 108, 111, 122

[56] References Cited

U.S. PATENT DOCUMENTS

Re. 28,102	8/1974	Mayhew	128/146.2
D. 132,545	1/1942	Bulbulian	.	
D. 287,649	1/1987	Zdrok et al.	D24/110.1 X
D. 343,307	1/1994	Tennyson	D6/462
1,142,990	6/1915	Stern	.	
1,914,418	2/1933	Goyena	.	
2,153,437	6/1939	Schwartz	128/146
2,572,254	12/1951	Folberth	128/148

3,603,315	9/1971	Becker	128/146.2
4,590,775	5/1986	Rivaud	63/14 G
4,600,002	7/1986	Maryyanek et al.	128/206.19
5,307,796	5/1994	Kronzer et al.	128/206.16
5,331,725	7/1994	Chou	24/545
5,374,458	12/1994	Burgio	128/206.16 X

FOREIGN PATENT DOCUMENTS

1092378	11/1967	United Kingdom	A62B 17/02
2103491	2/1983	United Kingdom	A62B 7/10

Primary Examiner—Doris V. Coles
Assistant Examiner—Linda Brooks
Attorney, Agent, or Firm—Karl G. Hanson

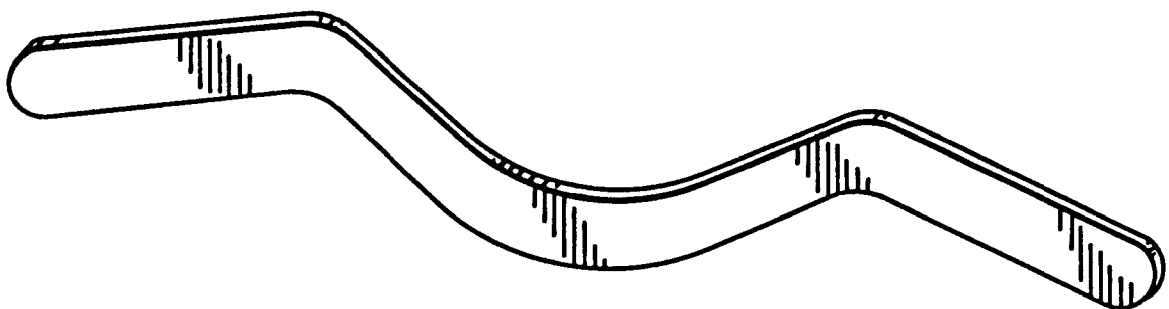
[57] CLAIM

The ornamental design for a nose clip for a filtering face mask, as shown and described.

DESCRIPTION

FIG. 1 is a perspective view of a nose clip for a filtering face mask showing the new design.
FIG. 2 is a front elevational view thereof.
FIG. 3 is a top elevational view thereof.
FIG. 4 is a left side elevational view thereof. The right side is a mirror image of the left side.
FIG. 5 is a bottom elevational view thereof; and,
FIG. 6 is a perspective view thereof, on a reduced scale illustrating the nose clip for a filtering face mask on a filtering face mask, which is shown on a human head, both being in broken lines for purposes of illustration only and forming no part of the claimed design.

1 Claim, 2 Drawing Sheets



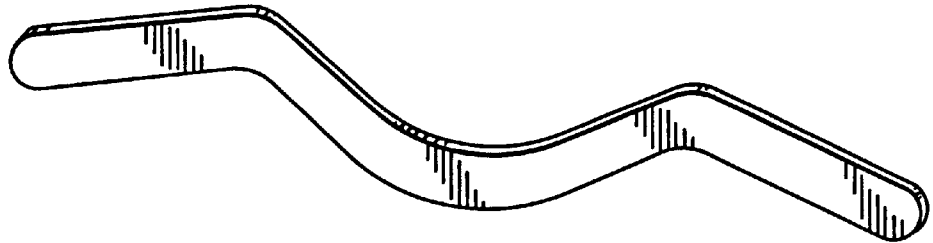


FIG. 1



FIG. 3



FIG. 4



FIG. 2



FIG. 5

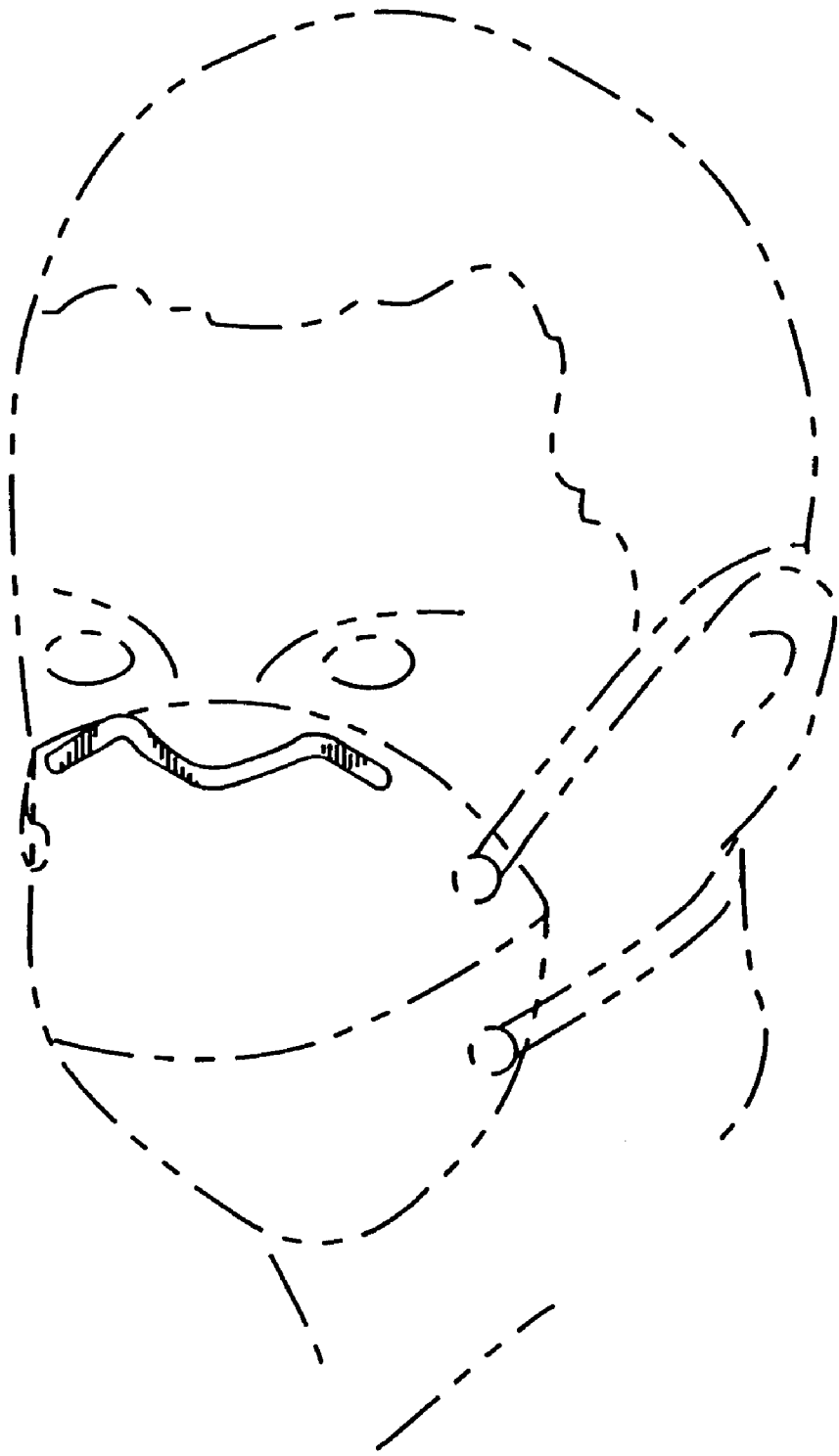


FIG. 6