



US00D377076S

United States Patent [19]

[11] Patent Number: **Des. 377,076**

Adams

[45] Date of Patent: ****Dec. 31, 1996**

[54] **TENT STAKE**

[75] Inventor: **William E. Adams**, Portersville, Pa.

[73] Assignee: **Adams Mfg. Corp.**, Portersville, Pa.

[**] Term: **14 Years**

[21] Appl. No.: **47,196**

[22] Filed: **Nov. 28, 1995**

[52] U.S. Cl. **D21/255**

[58] **Field of Search** **D21/253-255,**
D21/114, 240; D8/1, 388; 135/97, 114,
115, 118, 119, 123, 124, 125, 131, 151,
156, 900, 902, 909; 248/87, 508

[56] **References Cited**

U.S. PATENT DOCUMENTS

D. 164,994	10/1951	Johannesen	D21/255
D. 218,582	9/1970	Kiester	135/118
D. 230,218	1/1974	Freiling	D21/255
D. 240,754	7/1976	Shroyer	D21/255
D. 275,555	9/1984	Giggey	D8/388
301,083	7/1884	Bornstein	.	

1,625,303	4/1927	Fenton	.	
2,578,182	11/1951	Fricano	17/1
2,840,092	6/1958	Hill	135/5
2,939,468	7/1960	Boyce	135/15
3,788,336	1/1974	Steffes	135/118
4,850,555	7/1989	Lemkin et al.	248/87
4,944,476	7/1990	Olsen	248/87
5,327,922	7/1994	Deroche	135/118

Primary Examiner—Raphael Barkai
Attorney, Agent, or Firm—Buchanan Ingersoll, P.C.; Lynn J. Alstadt

[57] CLAIM

The ornamental design for a tent stake, as shown and described.

DESCRIPTION

FIG. 1 is a front view of my design for a tent stake, the back view being a mirror image thereof;
FIG. 2 is a side elevational view thereof, the side opposite being identical;
FIG. 3 is a top plan view thereof; and,
FIG. 4 is a bottom view thereof.

1 Claim, 1 Drawing Sheet

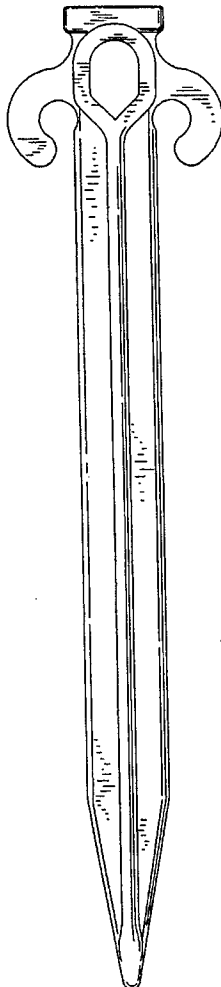


Fig. 1.

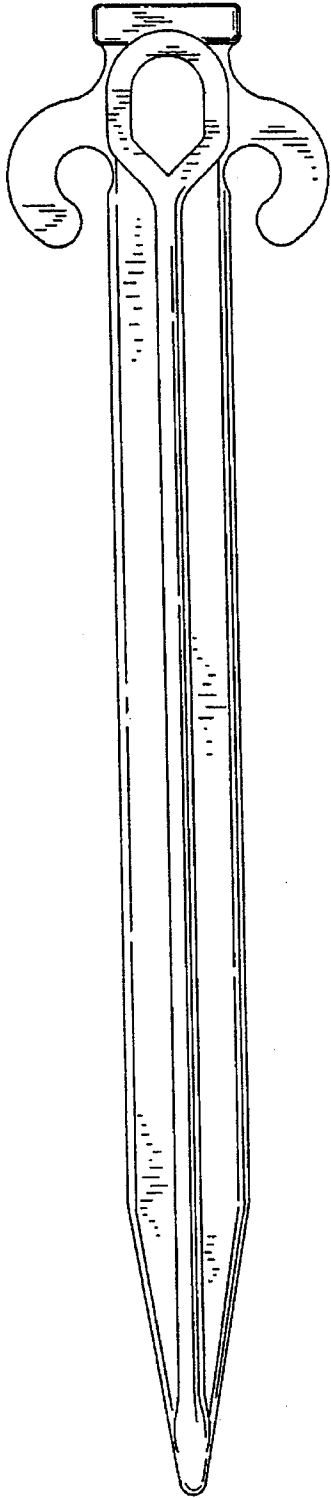


Fig. 2.

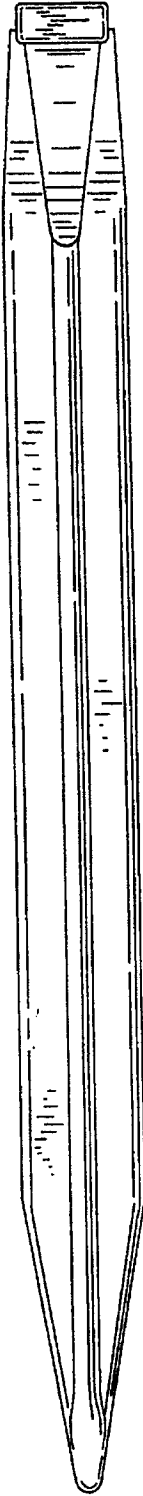


Fig. 3.

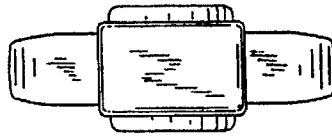


Fig. 4.

