

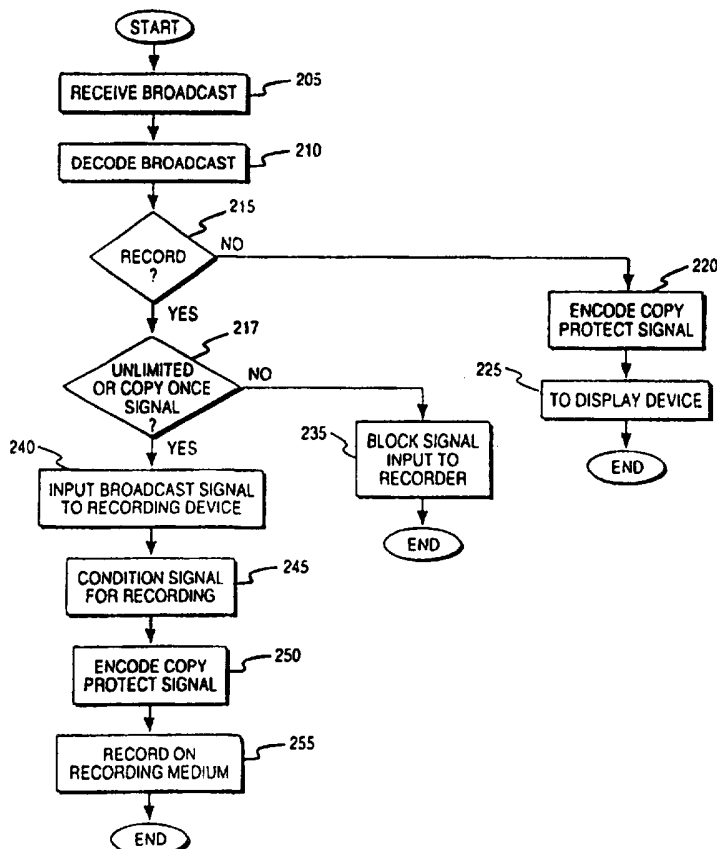


## INTERNATIONAL APPLICATION PUBLISHED UNDER THE PATENT COOPERATION TREATY (PCT)

<b>(51) International Patent Classification <sup>6</sup> :</b> <b>H04N 5/76, 7/167</b>	<b>A1</b>	<b>(11) International Publication Number:</b> <b>WO 97/25816</b> <b>(43) International Publication Date:</b> 17 July 1997 (17.07.97)
<b>(21) International Application Number:</b> PCT/US96/20481 <b>(22) International Filing Date:</b> 20 December 1996 (20.12.96) <b>(30) Priority Data:</b> 08/582,474      3 January 1996 (03.01.96)      US <b>(71) Applicants (for all designated States except US):</b> SONY CORPORATION [JP/JP]; 7-35, Kitashinagawa 6-chome, Shinagawa-ku, Tokyo 141 (JP). SONY ELECTRONICS, INC. [US/US]; 1 Sony Drive, Park Ridge, NJ 07656 (US). <b>(72) Inventors; and</b> <b>(75) Inventors/Applicants (for US only):</b> INOUE, Hajime [US/US]; 20387 Clay Street, Cupertino, CA 95014 (US). LEE, Chuen-Chien [US/US]; 40200 San Sebastian Place, Fremont, CA 94539 (US). <b>(74) Agents:</b> SOBRINO, Maria, E. et al.; Blakely, Sokoloff, Taylor & Zafman, 7th floor, 12400 Wilshire Boulevard, Los Angeles, CA 90025-1026 (US).		<b>(81) Designated States:</b> AL, AM, AT, AT (Utility model), AU, AZ, BA, BB, BG, BR, BY, CA, CH, CN, CU, CZ, CZ (Utility model), DE, DE (Utility model), DK, DK (Utility model), EE, EE (Utility model), ES, FI, FI (Utility model), GB, GE, HU, IL, IS, JP, KE, KG, KP, KR, KZ, LC, LK, LR, LS, LT, LU, LV, MD, MG, MK, MN, MW, MX, NO, NZ, PL, PT, RO, RU, SD, SE, SG, SI, SK, SK (Utility model), TJ, TM, TR, TT, UA, UG, US, UZ, VN, ARIPO patent (KE, LS, MW, SD, SZ, UG), Eurasian patent (AM, AZ, BY, KG, KZ, MD, RU, TJ, TM), European patent (AT, BE, CH, DE, DK, ES, FI, FR, GB, GR, IE, IT, LU, MC, NL, PT, SE), OAPI patent (BF, BJ, CF, CG, CI, CM, GA, GN, ML, MR, NE, SN, TD, TG).  <b>Published</b> <i>With international search report.</i>

**(54) Title:** COPY PROTECT RECORDING AND PLAYBACK SYSTEM**(57) Abstract**

A recording system (300) that enables single authorized recordings of protected broadcasts to be made. Subsequent unauthorized copies are prohibited by encoding a signal that causes the broadcast to be obscured during playback of the unauthorized copies (220). A broadcast is encoded to indicate that a single copy is authorized (250). If a copy is authorized, a control signal is input to the recording device wherein the signal is conditioned for recording, and prior to placement of the conditioned signal on the recording medium, the copy protect signal is encoded. Thus, if a second copy (which is unauthorized) is made, the copy protect signal will cause the recorded second copy to be obscured making the copy of little value to the unauthorized copier (235).



**FOR THE PURPOSES OF INFORMATION ONLY**

Codes used to identify States party to the PCT on the front pages of pamphlets publishing international applications under the PCT.

AM	Armenia	GB	United Kingdom	MW	Malawi
AT	Austria	GE	Georgia	MX	Mexico
AU	Australia	GN	Guinea	NE	Niger
BB	Barbados	GR	Greece	NL	Netherlands
BE	Belgium	HU	Hungary	NO	Norway
BF	Burkina Faso	IE	Ireland	NZ	New Zealand
BG	Bulgaria	IT	Italy	PL	Poland
BJ	Benin	JP	Japan	PT	Portugal
BR	Brazil	KE	Kenya	RO	Romania
BY	Belarus	KG	Kyrgyzstan	RU	Russian Federation
CA	Canada	KP	Democratic People's Republic of Korea	SD	Sudan
CF	Central African Republic	KR	Republic of Korea	SE	Sweden
CG	Congo	KZ	Kazakhstan	SG	Singapore
CH	Switzerland	LI	Liechtenstein	SI	Slovenia
CI	Côte d'Ivoire	LK	Sri Lanka	SK	Slovakia
CM	Cameroon	LR	Liberia	SN	Senegal
CN	China	LT	Lithuania	SZ	Swaziland
CS	Czechoslovakia	LU	Luxembourg	TD	Chad
CZ	Czech Republic	LV	Latvia	TG	Togo
DE	Germany	MC	Monaco	TJ	Tajikistan
DK	Denmark	MD	Republic of Moldova	TT	Trinidad and Tobago
EE	Estonia	MG	Madagascar	UA	Ukraine
ES	Spain	ML	Mali	UG	Uganda
FI	Finland	MN	Mongolia	US	United States of America
FR	France	MR	Mauritania	UZ	Uzbekistan
GA	Gabon			VN	Viet Nam

## COPY PROTECT RECORDING AND PLAYBACK SYSTEM

BACKGROUND OF THE INVENTION

## 1. FIELD OF THE INVENTION

The present invention relates to the recording of copy protected broadcast, more particularly, the present invention relates to the implementation of copied-once protection of broadcast.

## 2. ART BACKGROUND

Today there is a number of different broadcast media in which users can view a variety of types of programming. Certain types of programming such as "Pay Per View" are typically a surcharge over what a user pays to receive a particular broadcast. An example of this is found in cable television as well as in satellite transmission broadcast (STB). To protect from unauthorized copying of certain programming, different techniques have been developed that encode information into the broadcast signal that enables a user to view the broadcast, but when an attempt is made to record the broadcast, the data is obscured.

**Figure 1** is a simplified block diagram of a conventional setup of a home system. The system includes a broadcast receiver, such as a television or satellite broadcast receiver shown. The receiver 10 typically includes circuitry 15 to perform some initial signal

processing, such as a Demodulation, Error Correction, a decoder 20 to decode the transport layer of the broadcast data packet, circuitry 25 to decompress the video and a controller 30 to control the receiver. In addition, the receiver may include copy protect circuitry 35 that encodes a signal into the received broadcast such that the broadcast can be displayed by the display device 40 but not recorded. If the broadcast is recorded, the copy protect signal encoded into the broadcast causes the recorded broadcast signal to be corrupted. One example of a copy protect process is described in Ryan, U.S. Patent No. 5,130,810.

A recording device, such as a video cassette recorder 45, is typically connected to the output of the receiver 10. As is well known in the art, the signal input to the recording device 45 is typically conditioned prior to recording on the recording medium. An automatic gain control process is performed by circuit 50 to place the video signal within acceptable signal ranges for recording. A circuit 52 is used to separate out the sync signals used to broadcast. Subsequently the luminance and chrominance are separated, circuit 55, for processing, circuits 60, 65, and recombined, circuit 70, for output to the recording medium 75.

It would be advantageous to provide the user the opportunity to select a one-time recording capability for a certain broadcast ("Pay-Per-Record"). This is envisioned to eliminate the need to travel to a store to purchase a video. Therefore, it is desirable to provide a one-time copy capability such that after the one copy is made, subsequent copies are prohibited.

### SUMMARY OF THE INVENTION

The method and apparatus of the present invention provides a mechanism and process for implementing the same to enable single recordings of protected broadcasts be made. Subsequent unauthorized copies are prohibited by encoding a signal that causes the broadcast to be obscured during playback of the unauthorized copies. A broadcast is encoded to indicate that a single copy is authorized. If a copy is authorized, a control signal is input to the recording device wherein the signal is conditioned for recording and prior to placement of the conditioned signal on the recording medium the copy protect signal is encoded. Thus, if a second copy (which is unauthorized) is made, the copy protect signal will cause the recorded second copy to be obscured making the copy of little value to the unauthorized copier. However, subsequent playback of the first copy will produce a clear viewable signal as the copy protect signal does not affect the playback of the authorized copy.

It is contemplated that the mechanism is simple and inexpensive to implement. In one embodiment, a first switch controlled by the broadcast signal decoder is provided to prevent the broadcast signal from being input to the recorder if no copies are authorized. The decoder decodes a received broadcast signal and determines whether unlimited copies or single copy authorization is provided by the broadcast signal. If a single or unlimited copies authorization is provided, the broadcast signal is allowed to be input to the recording mechanism. Signal conditioning, such as automatic

gain control, is then performed on the input signal. The luminance and chrominance signals are separated and the copy protect signal is encoded into the luminance signal if a single copy authorization was identified by the decoder. The copy protect signal permits the present authorized copy to be recorded, but prohibits subsequent copies to be made. If a user attempts to make a subsequent copy, that copy will be corrupted and playback will result in an obscured broadcast. However, the first recording of the broadcast can be played back subsequently to produce a clear picture of the broadcast as the copy protect signal does not affect subsequent playbacks of the first recorded broadcast.

#### BRIEF DESCRIPTION OF THE DRAWINGS

The objects, features and advantages of the present invention will be apparent to one skilled in the art in view of the following detailed description in which:

**Figure 1** is a simplified block diagram illustration of a prior art receiver and recording device.

**Figure 2** is a flow chart illustrating one embodiment of the process performed to enable single authorized copies to be made.

**Figure 3** is a simplified block diagram of the receiver and recording device in accordance with the teachings of the present invention.

#### DETAILED DESCRIPTION

In the following description for purposes of explanation, numerous details are set forth in order to provide a thorough understanding of the present invention. However, it will be apparent

to one skilled in the art that these specific details are not required in order to practice the present invention, and that in other instances well known electrical structures and circuits are shown in block diagram form in order not to obscure the present invention unnecessarily.

An innovative method and apparatus for permitting single copies of broadcasts to be recorded is described. The method and apparatus are described in the context of a digital broadcast service, such as a satellite transmission broadcast (STB) service. An example is the DIRECTV™ direct broadcast system (DBS). However, it is contemplated that this may be implemented in other types of broadcasts.

The process is described with reference to **Figure 2**. At step 205, the broadcast signals are received. In the present embodiment broadcasts are received through a DBS receiver such as one manufacture by Sony Corporation. An initial decoding process, step 210, is performed. In the present embodiment, the transport layer of the packet received is decoded to retrieve the video data and audio data payloads stored within the packet. In addition, the present embodiment provides that the copy control signal is decoded at this time. Preferably, a copyright notification is placed in the header of the packet. Although the copy control signal is described as derived from the transport layer of the packet, it is contemplated that copy protection information can be conveyed separately through, for example, a coupled telephone line or a payment device.

At Step 215, if a recording is not to be performed, the copy protect signal is encoded into the audio/video data received, step 220, and the output is generated to a display device, step 225, such as a monitor for viewing of the broadcast by the user.

The copy protect signal protects against unauthorized copies; however, the copy protect signal does not affect the process of displaying the incoming broadcast. If a recording is to be made of the broadcast, step 215, the copy control signal must be looked at to determine if a copy is unauthorized, step 217. It is contemplated that three possible states may be identified by the copy control signal. First, no copies authorized; the second state is that one copy is authorized; and the third state is that unlimited copies are authorized. As noted previously, a single copy authorization enables a user to essentially purchase a video without leaving his home.

Continuing reference to **Figure 2**, if no copies are authorized, step 235, the input signal to the recorder is blocked, preventing unauthorized copies from being made. If a single copy or unlimited copies are authorized, at step 240, the broadcast signal is input to the recording device. The signal is then conditioned for recording, step 245. Immediately prior to recording the signal on the recording medium, such as a video cassette, the copy protect signal is encoded into the video stream, step 250. The video, with the encoded copy protect signal, is then recorded on the recording medium, step 255. As the copy protect signal operates to protect against unauthorized copies by encoding the signal with information such that when the signal is



conditioned prior to recording, the signal is corrupted, placement of the copy protect signal after a signal conditioning, but prior to placement on the recording medium, does not affect the recorded signal. Therefore, playback of the recorded broadcast is possible. However, if the user attempts to make a second copy off of the recorded medium, the copy protect signal would function to prohibit a coherent copy from being made. For further information regarding an example of generation of the copy protect signal see Ryan, U.S. Patent No. 5, 130,810.

An exemplary device in accordance with the teachings of the present invention is illustrated in **Figure 3**. The device is shown as a single unit 300, which can be generally described as including receiver circuitry 357 and recording circuitry 360. However, it is contemplated that the circuitry may be embodied in multiple units. The broadcast signal is received through the front-end circuitry 305, which performs some initial signal processing of the received direct broadcast signal (DBS). The decoder 310, decodes the transport layer and determines the copy protection on the broadcast received. CPU 315 functions to control the circuitry of the receiver circuitry 357, recorder circuitry 360 and other elements, including control of authorization of viewing and recording.

The audio/video data output by the transport layer decoder 310 is output to decompression circuitry 320. In the present embodiment, this circuitry operates according to the moving pictures expert group (MPEG) standard. However, other video compression techniques can

be utilized. Once decompressed, the data is forwarded to copy protect circuitry 325, which encodes the copy protect signal into the broadcast signal. Thus, any recordings of the signal after processing through the copy protect circuitry 325 result in recorded broadcast that is obscured. The signals are then output through switch 330 to the monitor or display device 335.

The output of the decompression circuitry 320 also input to a first switch 340. The opening and closure of the switch is controlled by the copy control signal output by the decoder 310. The signal is output along line 345, and is input through switch 340 and copy protect circuitry 350.

A copy control signal received on line 345 can be in one of three states to indicate, 1) that no copies are permitted, 2) that unlimited copies are permitted, or 3) a single copy of the broadcast is permitted. If no copies of the broadcast are permitted, the switch 340 remains open to block the signal from being input to the recording circuitry 360. If, however, the copy control signal indicates that a single or unlimited copies are permitted, the decompressed signals are input to the recording circuitry 360. Automatic gain control is performed by subcircuit 365 to adjust the video signals to proper signal levels for recording. The sync signals are then separated out by circuitry 370, and the luminance and chrominance signals are separated for processing by circuitry 375, 380, 390.

The copy protect circuitry 350 processes the luminance portion of the video to encode the copy protect signal. Although the present

embodiment processes the luminance signal, the copy protect circuitry could alternately be placed to process the chrominance signal output by chrominance circuit 390 or process both the luminance and chrominance signals concurrently.

The copy protect circuitry 350 is controlled by copy control signal output along line 345. If unlimited copies are provided for, copy protect circuitry will simply let the luminance signal pass through to summing circuitry 395 for output to the recording medium 397. However, if a single copy is authorized, the copy protect circuitry encodes the luminance signal with a copy protect signal that prohibits subsequent copies from being made.

As noted previously, the copy protect signal does not prohibit replay of the broadcast recorded on medium 397. Thus, the device 300 can include playback circuitry 398 known to those skilled in the art to play back the recorded broadcast. This is input to switch 330 which enables the broadcast to be displayed, originating either from the playback mechanism 398 or the broadcast signal received through front end 305 and processed through decoder 310, decompressor 320, and copy protect circuitry 325.

It can be seen that if a user attempts to make a copy, for example by connecting a recording device to the output of switch 330, the copy made would be obscured due to the copy protect signal encoded into the video. A single copy is permitted as the copy protect signal is not encoded into the data in the recorder until after the automatic gain control circuitry 365 has processed the incoming data. In the present

embodiment, the copy protect signal causes corruption of the video data when processed through automatic gain control circuitry 365. However, it is contemplated that copy protect signal can be configured differently to react in a similar manner with other portions of the recording circuitry in order to provide the same result and effect of selectively prohibiting and enabling recordings of broadcasts to be made.

The invention has been described in conjunction with the preferred embodiment. It is evident that numerous alternatives, modifications, variations and uses will be apparent to those skilled in the art in light of the foregoing description.

CLAIMS

What is claimed is:

1. A recording mechanism for selectively enabling a single authorized copy of a broadcast comprising:

a receiving device for receiving broadcast signals;

a decoder for decoding the broadcast signal received to determine the copy protection on the broadcast, said decoder causing the issuance of a copy control signal;

a first switch coupled to receive the broadcast and responsive to the copy control signal, for permitting the broadcast to be output from the switch if the control signal indicates that at least one copy of the broadcast is permitted;

a recorder coupled to the first switch for recording the broadcast on a recording medium, said recorder comprising a plurality of elements to condition the broadcast signal for copying onto the recording medium, said plurality of elements including a first element which outputs an obscured broadcast signal if a copy protect signal has been placed in the broadcast, and a first copy protect generator coupled between the first element and the recording medium for placing a copy protect signal in the broadcast to prevent additional recordings if the copy control signal indicates that one recording is permissible.

2. The recording mechanism as set forth in claim 1, further comprising a second copy protect generator coupled between the decoder and a display device for placing a copy protect signal in the broadcast to prevent recording of the broadcast; and

a second switch coupled to selectively receive the broadcast and a replay of a recorded broadcast and output a display signal to a broadcast display device.

3. The recording mechanism as set forth in claim 1, wherein said broadcast signal comprises a transport layer, said transport layer comprising indicia that no recordings, one recording or unlimited recordings of the broadcast can be performed.

4. The recording mechanism as set forth in claim 3, wherein the decoder comprises a transport layer decoder.

5. The recording mechanism as set forth in claim 1, wherein the recorder comprises a video cassette recorder (VCR).

6. The recording mechanism as set forth in claim 1, wherein the first element comprises an automatic gain control circuit.

7. The recording mechanism as set forth in claim 1, wherein the broadcast signal is a digital broadcast signal.

8. A method for selectively enabling a single authorized copy of a broadcast comprising the steps of:

receiving broadcast signals;

decoding the broadcast signal received to determine the copy protection on the broadcast and causing the issuance of a copy control signal;

selectively blocking the decoded broadcast signal from recording if the copy control signal indicates that no recording of the broadcast is permitted; and

recording the broadcast on a recording medium, comprising the steps of conditioning the decoded broadcast signal for recording, placing a copy protect signal in the conditioned broadcast signal to prevent additional recordings if the copy control signal indicates that one recording is permissible, and placing the conditioned, copy protect broadcast signal on the recording medium, said step of conditioning the decoded broadcast signal causing the conditioned decoded broadcast signal to be obscured if a copy protect signal is in place.

9. The method as set forth in claim 8, further comprising the steps of:

if the decoded broadcast signal is to be output directly to a display device, placing a copy protect signal in the broadcast to prevent recording of the broadcast signal.

10. The method as set forth in claim 8, wherein the step of decoding decodes a transport layer of the broadcast signal, said transport layer comprising indicia that no recordings, one recording or unlimited recordings of the broadcast can be performed.

11. The method as set forth in claim 8, wherein the step of conditioning the decoded broadcast signal comprises the step of performing automatic gain control on the decoded broadcast signal.

12. The method as set forth in claim 8, wherein the step of receiving broadcast signals comprises the step of receiving digital broadcast signals



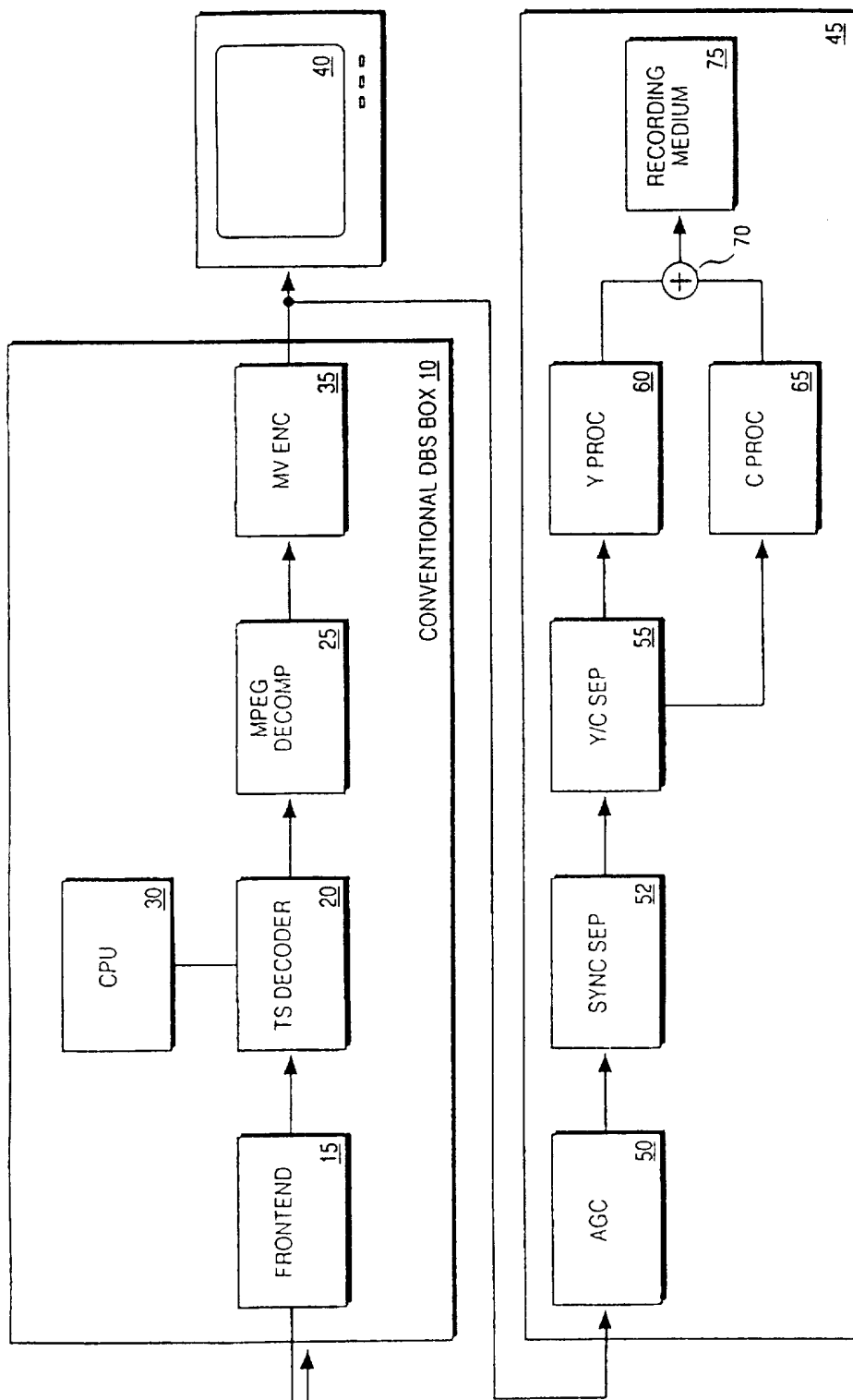


FIG. 1 (PRIOR ART)

2 / 3

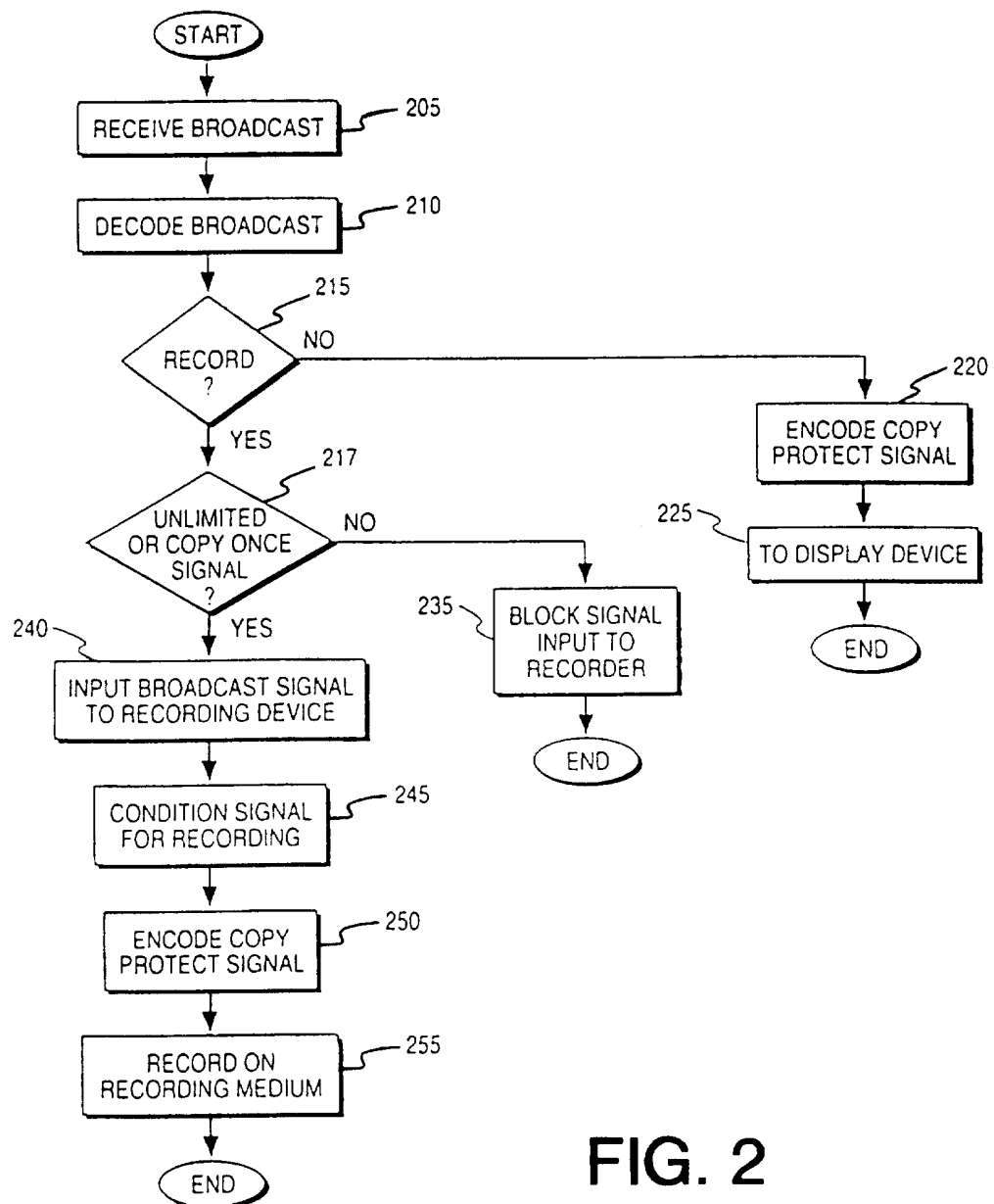
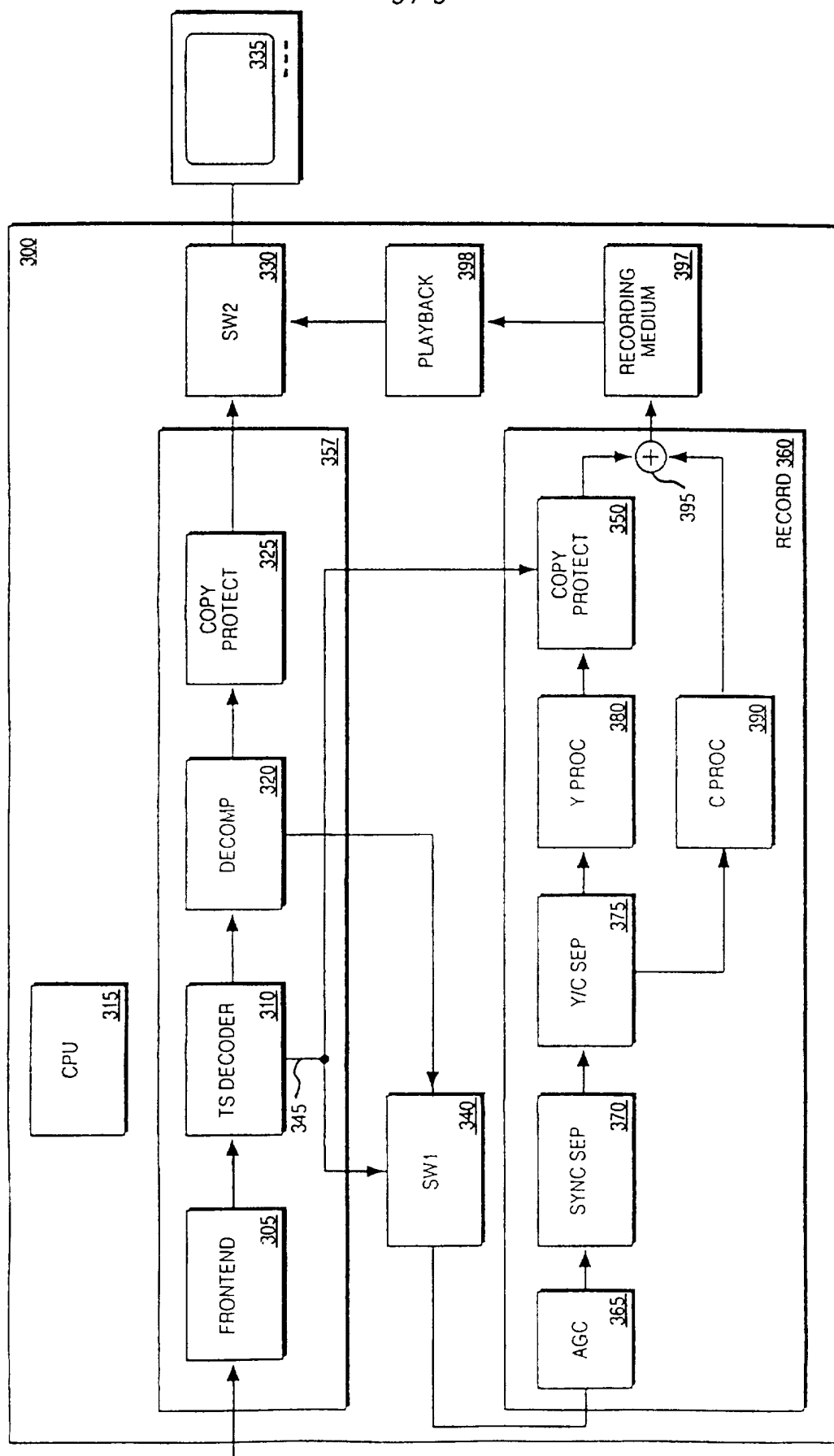


FIG. 2



**FIG. 3**

## INTERNATIONAL SEARCH REPORT

International application No.  
PCT/US96/20481**A. CLASSIFICATION OF SUBJECT MATTER**

IPC(6) : H04N 5/76, 7/167

US CL : Please See Extra Sheet.

According to International Patent Classification (IPC) or to both national classification and IPC

**B. FIELDS SEARCHED**

Minimum documentation searched (classification system followed by classification symbols)

U.S. : 386/46, 94; 380/5, 10, 20; 348/7, 13; 455/3.1-3.3, 4.2, 5.1, 6.1-6.3

Documentation searched other than minimum documentation to the extent that such documents are included in the fields searched

Electronic data base consulted during the international search (name of data base and, where practicable, search terms used)

**C. DOCUMENTS CONSIDERED TO BE RELEVANT**

Category*	Citation of document, with indication, where appropriate, of the relevant passages	Relevant to claim No.
X --- Y	US 4,945,563 A (HORTON ET AL.) 31 JULY 1990, COL. 2, LINE 8 TO COL. 4, LINE 63; FIGURES 1-2.	1-5, 7-10, 12 ----- 6, 11
Y	US 5,130,810 A (RYAN) 14 JULY 1992, COL. 1, LINE 61 TO COL. 2, LINE 14.	6, 11

☐ Further documents are listed in the continuation of Box C.
 ☐ See patent family annex.

* Special categories of cited documents:	"T" later document published after the international filing date or priority date and not in conflict with the application but cited to understand the principle or theory underlying the invention
"A" document defining the general state of the art which is not considered to be of particular relevance	"X" document of particular relevance; the claimed invention cannot be considered novel or cannot be considered to involve an inventive step when the document is taken alone
"E" earlier document published on or after the international filing date	"Y" document of particular relevance; the claimed invention cannot be considered to involve an inventive step when the document is combined with one or more other such documents, such combination being obvious to a person skilled in the art
"L" document which may throw doubts on priority claim(s) or which is cited to establish the publication date of another citation or other special reason (as specified)	"Z" document member of the same patent family
"O" document referring to an oral disclosure, use, exhibition or other means	
"P" document published prior to the international filing date but later than the priority date claimed	

Date of the actual completion of the international search

18 FEBRUARY 1997

Date of mailing of the international search report

07 MAR 1997

Name and mailing address of the ISA/US  
Commissioner of Patents and Trademarks  
Box PCT  
Washington, D.C. 20231

Facsimile No. (703) 305-3230

Authorized officer

KHOI DAC TRUONG

Telephone No. (703) 305-4727

# INTERNATIONAL SEARCH REPORT

International application No.

PCT/US96/20481

## A. CLASSIFICATION OF SUBJECT MATTER:

US CL :

386/46, 94; 380/5, 10, 20; 348/7, 13; 455/3.1-3.3, 4.2, 5.1, 6.1-6.3