W. BAMBAS.

COMBINED WINDOW SHADE AND CORNICE.

APPLICATION FILED OCT. 23, 1912.

1,066,362. Patented July 1, 1913.

Fig. 1.

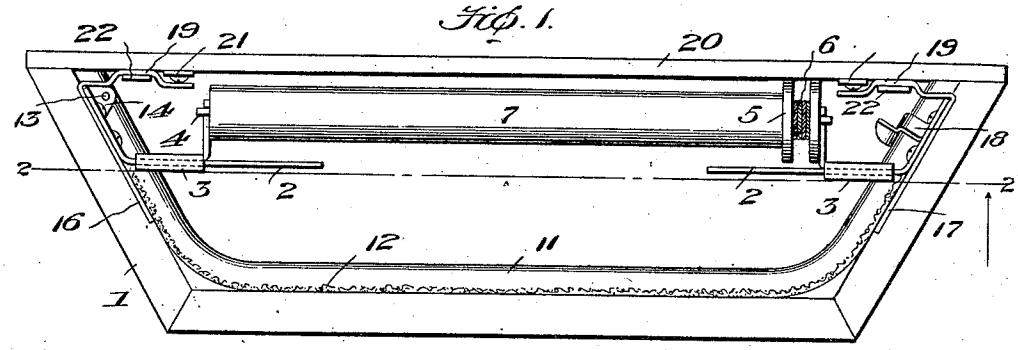

Fig. 2.

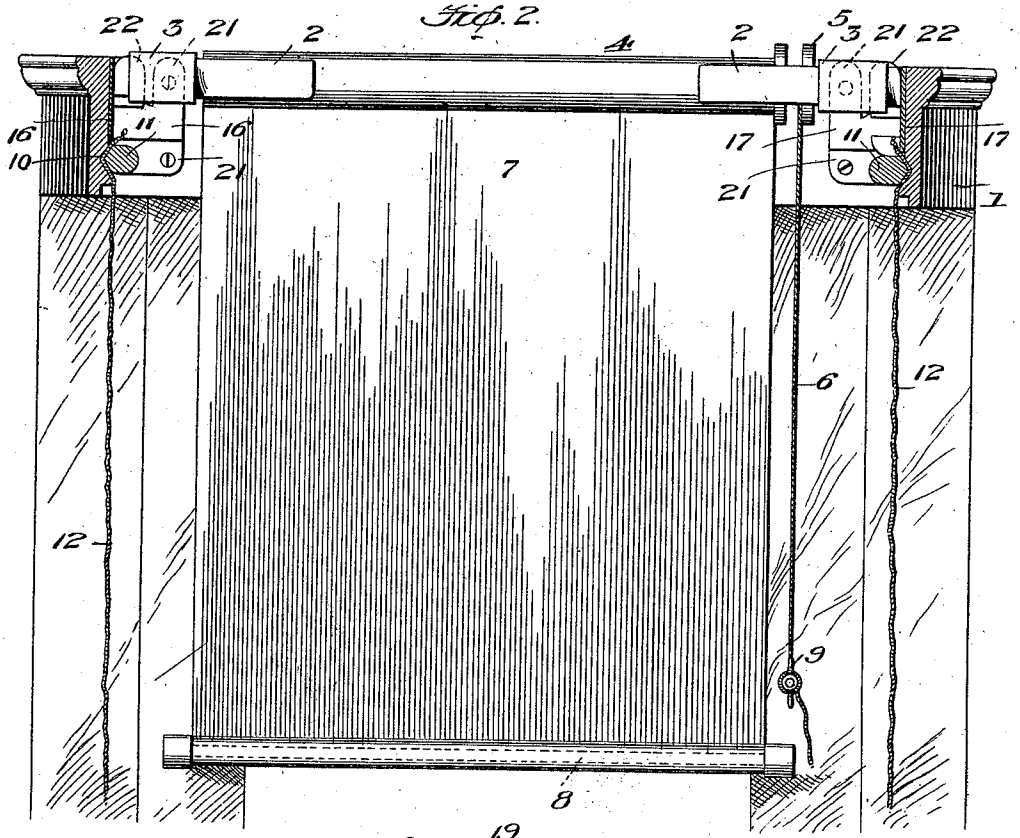

Fig. 3.

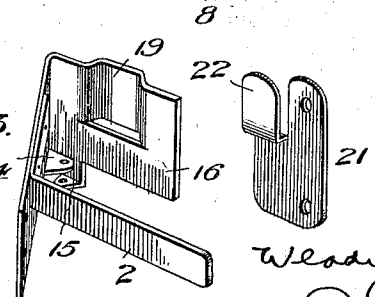

WITNESSES

[signature]

H. E. Dunham

INVENTOR

Wladyslaw Bambas

By [signature] Attorney

COLUMBIA PLANOGRAPH CO., WASHINGTON, D. C.

UNITED STATES PATENT OFFICE.

WLADYSLAW BAMBAS, OF SIMPSON, PENNSYLVANIA, ASSIGNOR OF ONE-HALF TO A. J. TYSKO, OF FELL TOWNSHIP, PENNSYLVANIA.

COMBINED WINDOW SHADE AND CORNICE.

1,066,362. Specification of Letters Patent. **Patented July 1, 1913.**

Application filed October 23, 1912. Serial No. 727,312.

To all whom it may concern:

Be it known that I, WLADYSLAW BAMBAS, citizen of the Empire of Russia, residing at Simpson, in the county of Lackawanna and State of Pennsylvania, have invented certain new and useful Improvements in Combined Window Shades and Cornices, of which the following is a specification.

This invention relates to combined window shades and cornices.

My invention is to provide a simple, inexpensive and durable combination window shade and cornice having improved connectors for the attachment of the cornice and shade to the wall; improved means for attaching the curtain to the cornice whereby the curtain can be rapidly and easily applied or removed, and certain details of construction and novel arrangements and combinations of parts more fully set forth hereinafter.

The invention is carried out, first, by the provision of a combined cornice and window shade support having new attaching devices permitting the cornice to be rapidly and easily removed from the wall together with the curtain and window shade without having to disturb either of the latter; second, by the provision of a novel pivoted curtain holding rod and clasp which may be easily and quickly swung aside to permit the application or removal of the curtain without having to take down the cornice.

In the accompanying drawings: Figure 1 is a top plan view; Fig. 2, a vertical cross-sectional view on the line 2—2 of Fig. 1; and Fig. 3, a detail perspective view.

The cornice 1 is provided with supports 2 for the attachment of slidable brackets 3 for suspending a window shade roller 4, the roller being provided with a drum 5 having a cord 6 whereby the window shade 7 which is provided with a weighted rod 8 may be rolled up, the rod 8 causing it to descend by gravity when the cord is released. Any suitable catch or fastener 9 may be provided on the window frame to hold the cord so that the shade may be retained at any height. The cornice is provided with a groove 10, and 11 represents a rod for holding the curtain or drapery 12 in the said groove. The rod and the groove are preferably tapered or beveled so that the curtain is more firmly pinched in position. The rod 11 is hinged at 13 to the ears 14 and 15 on the attaching plate 16 at one end of the cornice, there being provided an attaching plate 17 at the other end of the cornice to which is pivoted a catch 18 adapted to clamp the free end of the rod 11 in position. On releasing the catch 18, the rod 11 may be quickly and easily swung on its pivot so that the curtain may be readily removed without having to take down the cornice, and similarly, on inserting the curtain in the groove, it may be quickly clamped therein by the rod 11 and the catch 18 used to fasten the rod. The attaching devices 16 and 17 are provided with vertically arranged loops 19.

On the wall or the window frame or on a separate piece of wood 20 attached thereto, I provide plates 21 which have bent-up hooks or lugs 22 adapted for reception in the vertically disposed loops 19 on the attaching devices 16 and 17.

The ends of the cornice bear against the window frame and the attachment of the cornice to the window frame is made very secure by the provision of the attaching devices 16, 17 and 21, because the said devices are flat and bear firmly against each other.

The cornice can be readily taken down with the curtain and shade in position by simply lifting the loops 19 off of the hooks 22.

Having thus described my invention, what I claim as new and desire to secure by Letters Patent, is:—

1. The combination with a cornice having end portions arranged at an angle to its body, of attaching plates secured to said end portions, ears on one of said plates, a curtain retaining rod pivoted to said ears, and a swinging fastener for the retaining rod, said fastener being pivoted to the other attaching plate.

2. The combination with a cornice having end portions arranged at an angle to its

body, of attaching plates secured to the inside of said end portions, ears on one of said plates, a curtain-retaining rod hinged to said ears, a swinging fastener for the rod pivoted to the other attaching plate, arms projecting from said plates above said ears and fastener, brackets slidable on said arms, and a shade roller journaled in said brackets.

In testimony whereof I affix my signature in presence of two witnesses.

WLADYSLAW BAMBAS.

Witnesses:
E. A. DeLaney,
Mathias M. Gehen.

Copies of this patent may be obtained for five cents each, by addressing the "Commissioner of Patents, Washington, D. C."