



US00D830004S

(12) **United States Design Patent**
Ortega

(10) **Patent No.:** **US D830,004 S**

(45) **Date of Patent:** **** Oct. 2, 2018**

(54) **PET KENNEL**

(71) Applicant: **Bairon DeJesus Ortega**, Hialeah, FL
(US)

(72) Inventor: **Bairon DeJesus Ortega**, Hialeah, FL
(US)

(**) Term: **15 Years**

(21) Appl. No.: **29/592,094**

(22) Filed: **Jan. 26, 2017**

(51) **LOC (11) Cl.** **30-02**

(52) **U.S. Cl.**
USPC **D30/108**

(58) **Field of Classification Search**
USPC D30/108-111, 117, 119; D11/131, 131.1,
D11/149, 152, 157; D25/7-8, 10, 16,
D25/19-20, 31
CPC A01K 1/0245; A01K 1/0254; A01K 1/03;
A01K 1/033; A01K 31/002; A01K 31/08;
A01K 31/18; A47D 13/02; A47D 13/025
See application file for complete search history.

(56) **References Cited**

U.S. PATENT DOCUMENTS

D144,752 S *	5/1946	Adams	D25/19
D184,113 S *	12/1958	Reilly	D11/157
D193,189 S *	7/1962	Bewley	D30/110
D198,779 S *	8/1964	Bredon	D25/31
3,520,092 A *	7/1970	Petrik	E04L 31/3211
				D25/19
D225,312 S *	12/1972	Chamles	D25/19
D234,307 S *	2/1975	Bowley	D30/110
D234,308 S *	2/1975	Bowley	D30/110

D240,829 S *	8/1976	Jones et al.	D23/369
D266,915 S *	11/1982	Metzinger	D11/157
4,782,616 A *	11/1988	Hambleton	A01M 31/025
				D25/16
D306,406 S *	3/1990	Pierce	206/427
D307,112 S *	4/1990	Huck	23/202
D370,122 S *	5/1996	Caldwell	3/271.2
D445,721 S *	7/2001	McLeish	D11/131.1
D533,783 S *	12/2006	Kliger	D9/519
D652,996 S *	1/2012	Campbell	D30/108
D668,933 S *	10/2012	Bucci	D8/354
D669,644 S *	10/2012	Chang	D30/112
D752,478 S *	3/2016	Cudmore	D11/152

* cited by examiner

Primary Examiner — Cathy Anne MacCormac

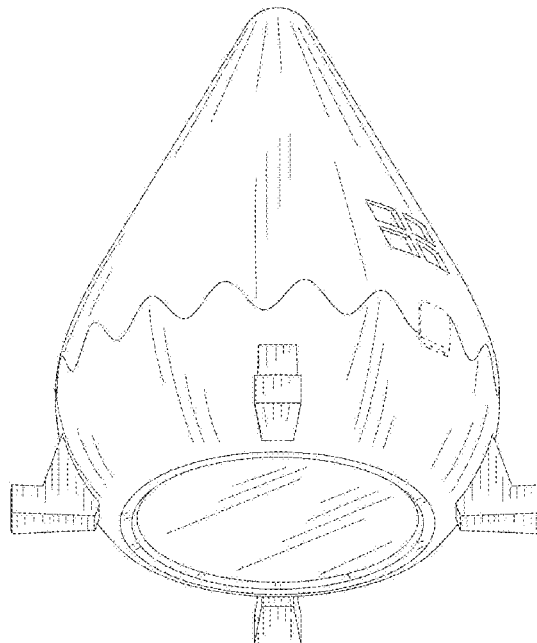

(57) **CLAIM**

The ornamental design for a pet kennel, as shown and described.

DESCRIPTION

FIG. 1 is a top right-side perspective view of a pet kennel showing my new design;
FIG. 2 is a top left-side perspective view thereof;
FIG. 3 is a bottom left-side perspective view thereof;
FIG. 4 is a front view thereof;
FIG. 5 is a back view thereof;
FIG. 6 is a top view thereof;
FIG. 7 is a bottom view thereof;
FIG. 8 is a left-side view thereof; and,
FIG. 9 is a right-side view thereof.
The broken lines depict environmental subject matter and form no part of the claimed design.

1 Claim, 9 Drawing Sheets



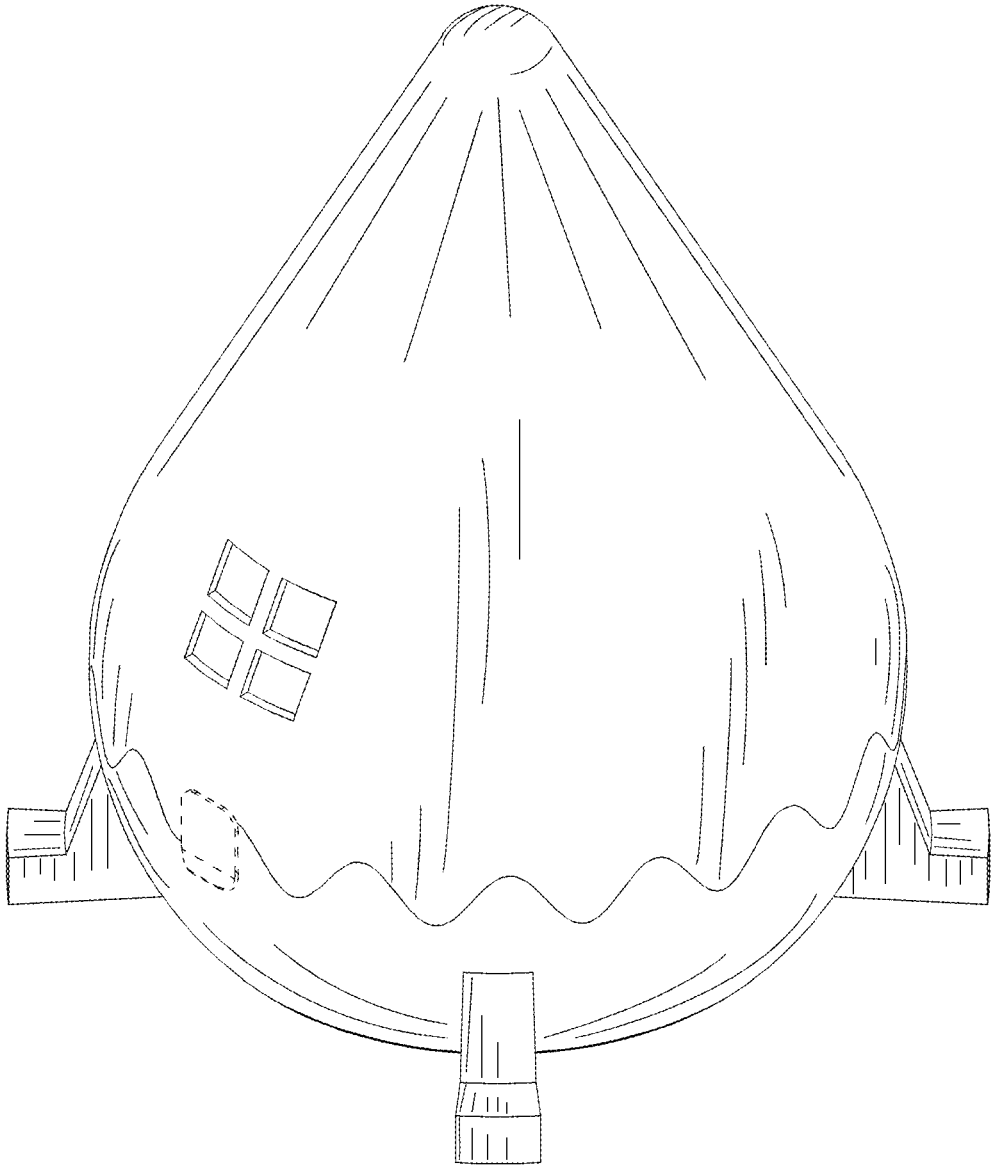


FIG. 1

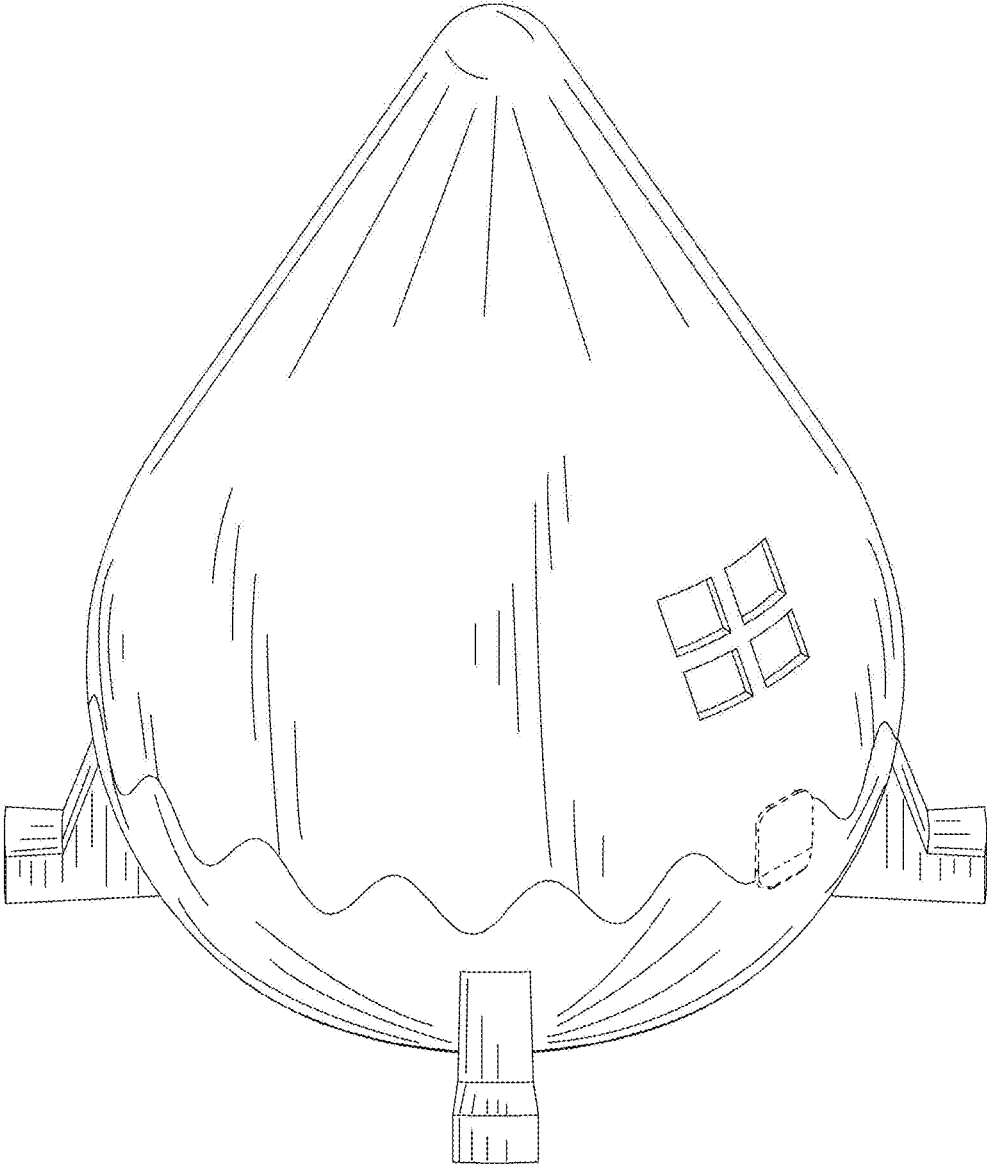


FIG. 2

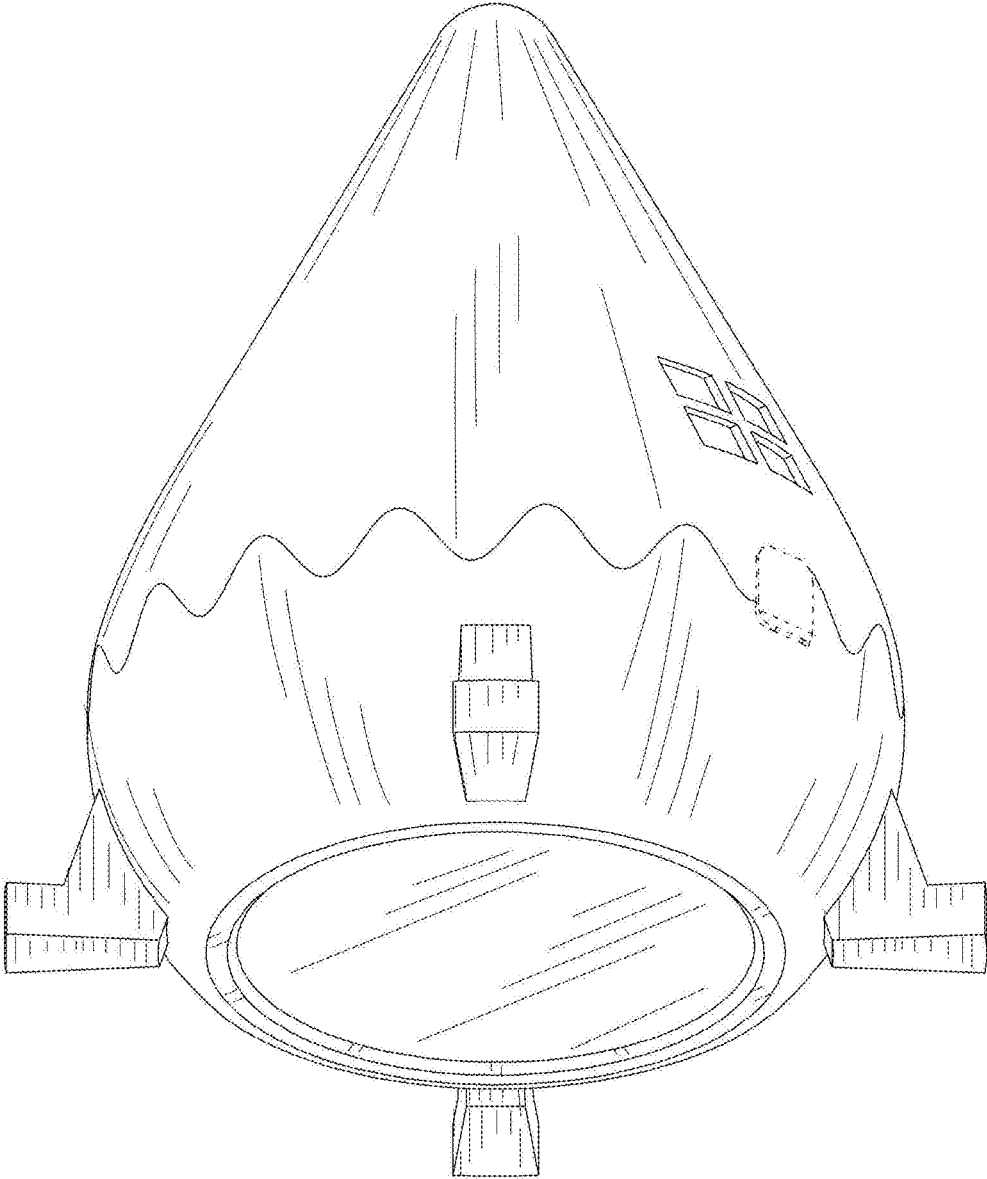


FIG. 3

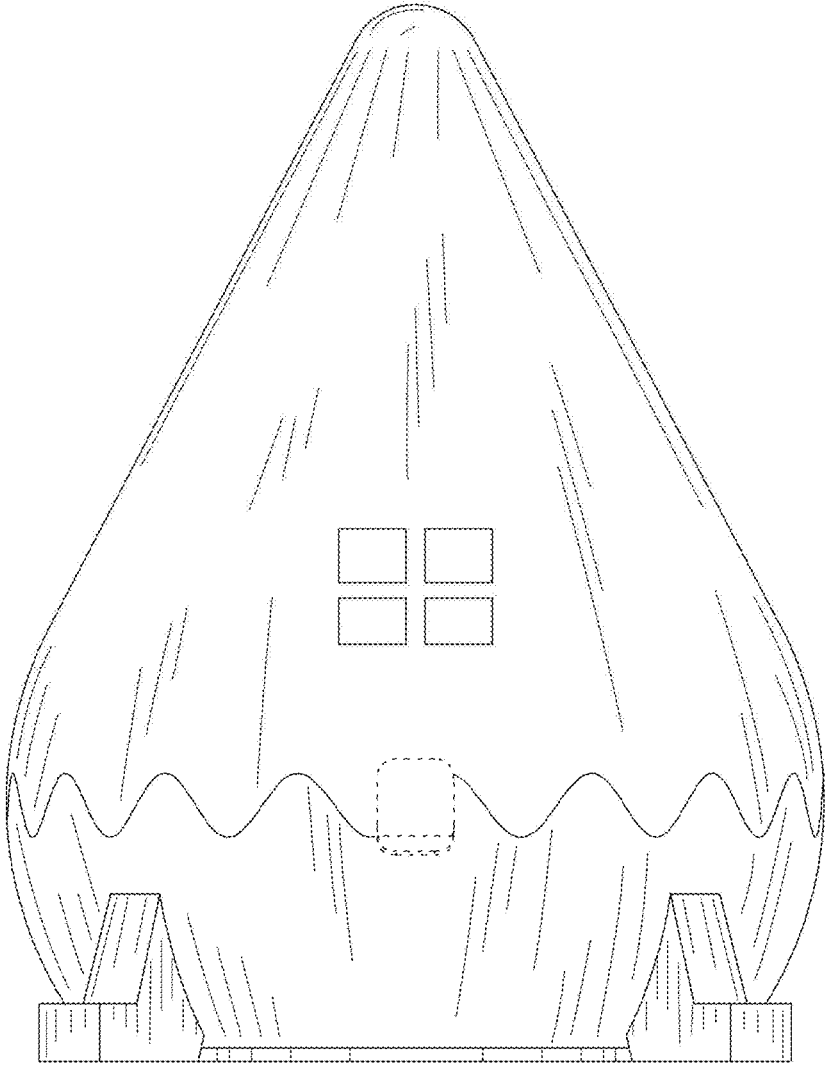


FIG. 4

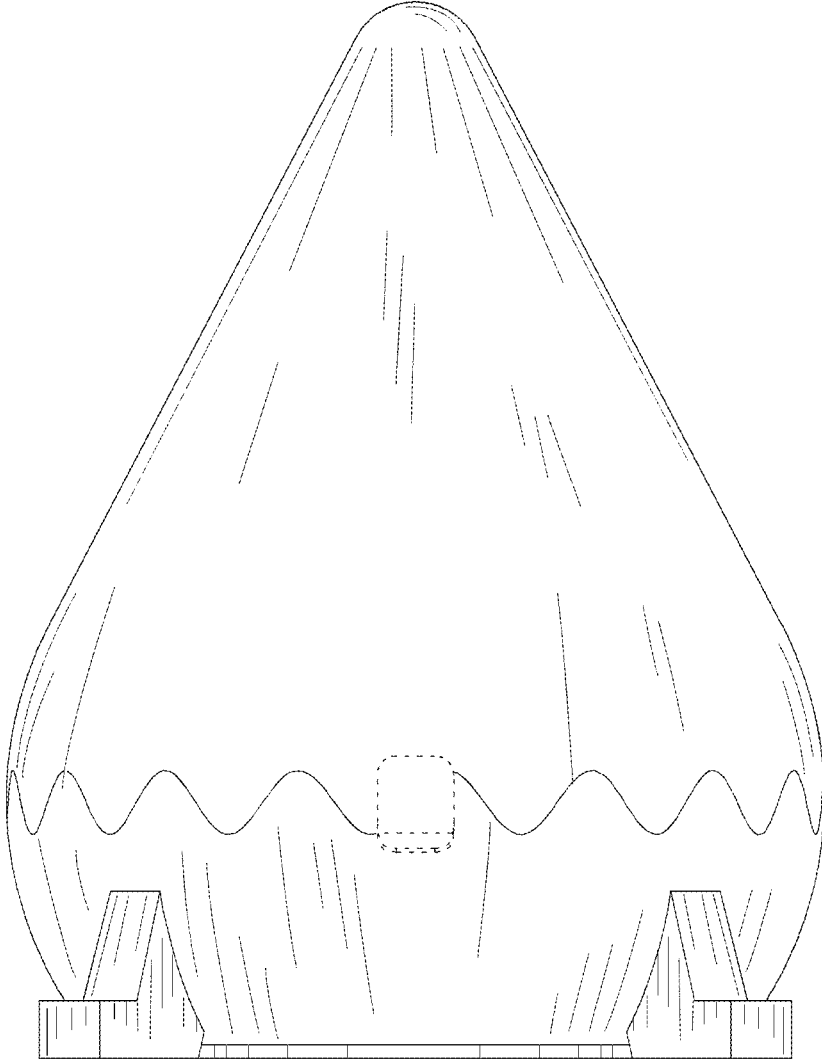


FIG. 5

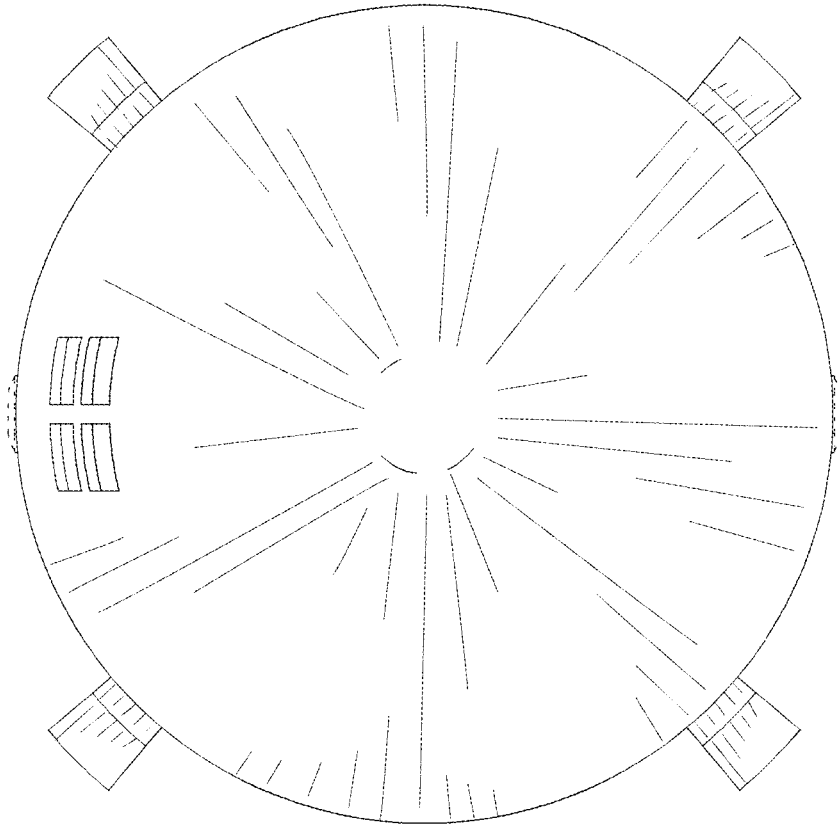


FIG. 6




FIG. 7

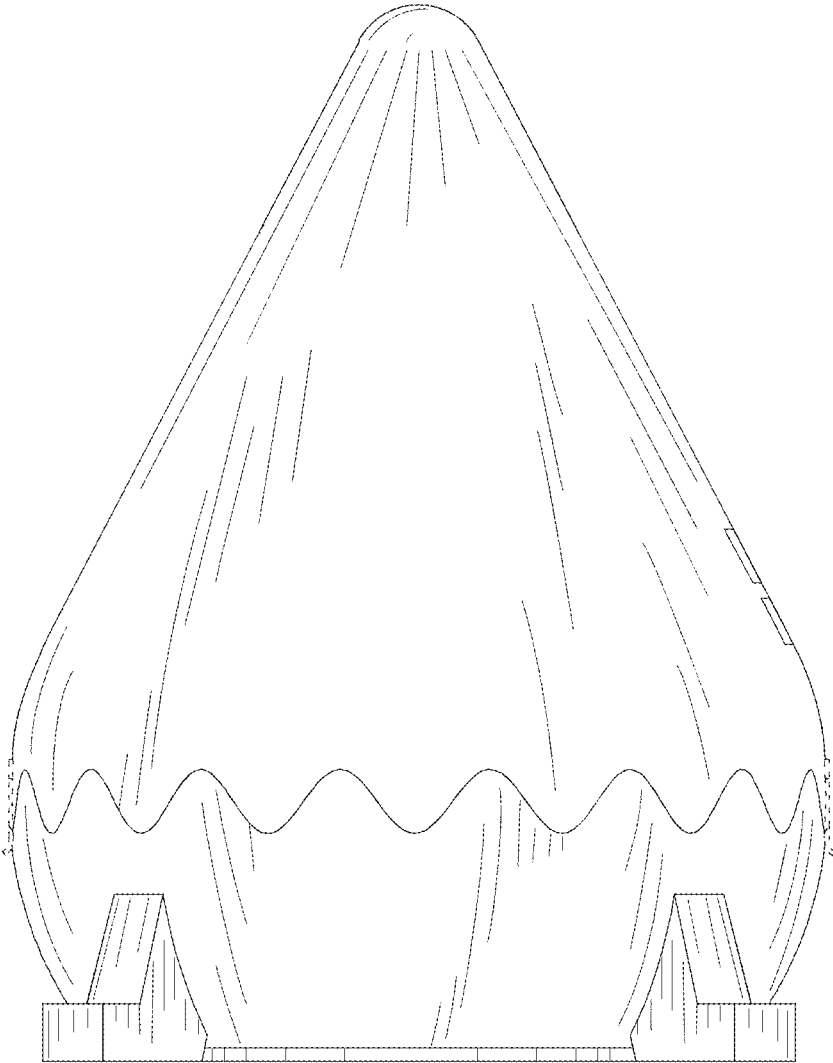


FIG. 8

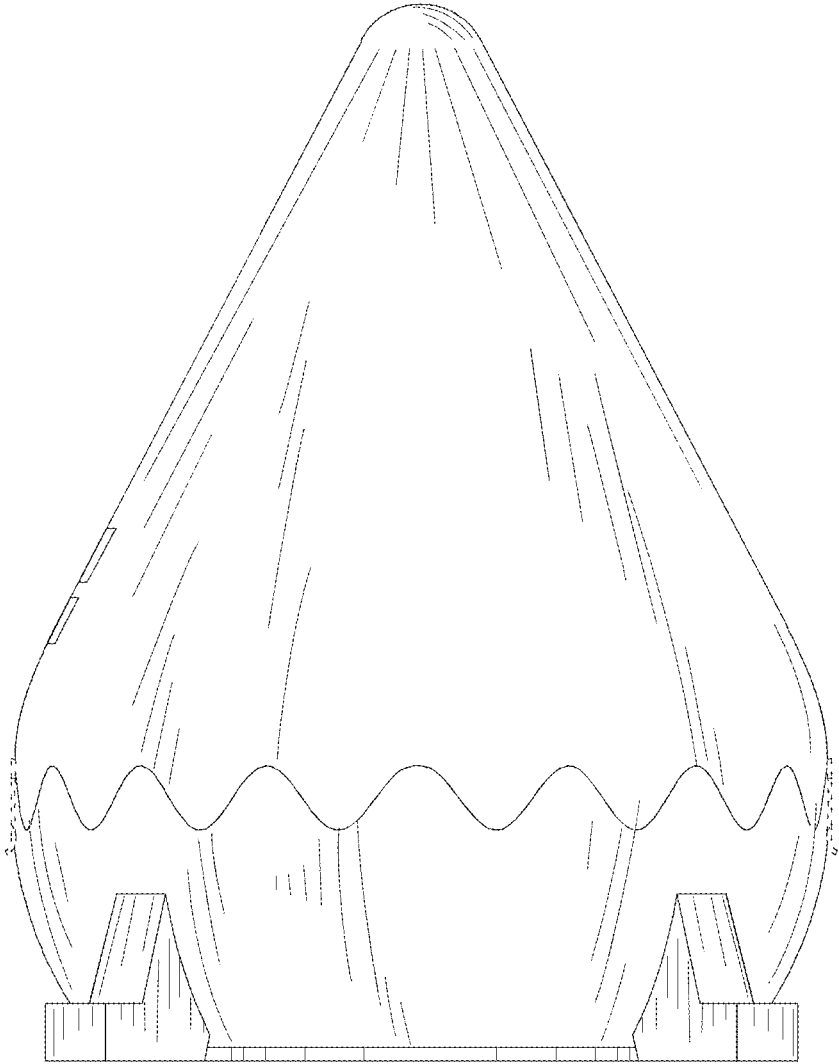


FIG. 9