



US00D807127S

(12) **United States Design Patent**
Levi

(10) **Patent No.:** **US D807,127 S**
(45) **Date of Patent:** **** Jan. 9, 2018**

(54) **COMBINATION FLATWARE SET**

(71) Applicant: **Camille Almeida Levi**, Redwood City, CA (US)

(72) Inventor: **Camille Almeida Levi**, Redwood City, CA (US)

(**) Term: **15 Years**

(21) Appl. No.: **29/573,038**

(22) Filed: **Aug. 2, 2016**

(51) **LOC (11) Cl.** **07-03**

(52) **U.S. Cl.**

USPC **D7/644**; 7/643; 7/645; 7/653

(58) **Field of Classification Search**

USPC D7/368, 401.2, 642-645, 653-664, 669, D7/675-677, 683, 688-689, 691; D8/6, D8/13, 107, 300-301; D22/117-118
CPC ... A01D 9/02; A01D 9/04; A01D 9/06; A47G 21/00; A47G 21/004; A47G 21/005; A47G 21/02; A47G 21/023; A47G 21/04; A47G 21/06; A47G 21/08; A47J 43/28; A47J 43/281; A47J 43/282; A61F 13/10; A61J 7/0023; B25F 1/00; B25G 1/00; B25G 1/01; B25G 1/02; B25G 3/00; B65D 75/56; B65D 75/563; B65D 75/566; B67B 7/00; B67B 7/38; B67B 7/724; B67B 7/73

See application file for complete search history.

(56) **References Cited**

U.S. PATENT DOCUMENTS

147,119 A * 2/1874 Francis A47G 21/02 30/147
398,264 A * 2/1889 Kisner A47G 21/06 30/150
D30,129 S * 2/1899 Whitcomb et. al. 30/150
(Continued)

Primary Examiner — Ricky Pham

(74) *Attorney, Agent, or Firm* — Dunlap Bennett & Ludwig PLLC

(57) **CLAIM**

The ornamental design for a combination flatware set, as shown and described.

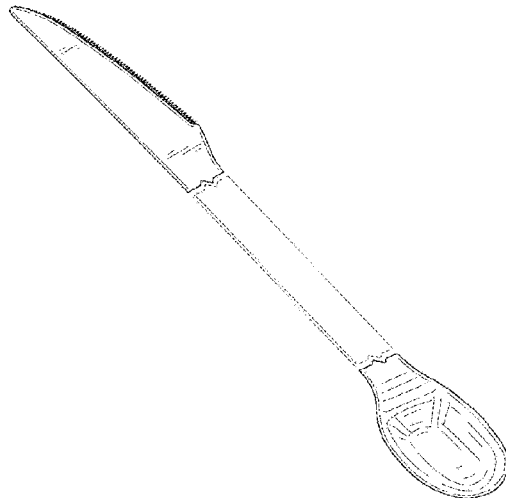

DESCRIPTION

FIG. 1 is a front perspective view of a fork and spoon combination flatware;
FIG. 2 is a front elevation view thereof;
FIG. 3 is a rear elevation view thereof;
FIG. 4 is a left side elevation view of the fork and spoon combination flatware, the right side elevation view being a mirror image thereof;
FIG. 5 is a top plan view thereof;
FIG. 6 is a bottom plan view thereof;
FIG. 7 is a front perspective view a knife and spoon combination flatware;
FIG. 8 is a front elevation view thereof;
FIG. 9 is a rear elevation view thereof;
FIG. 10 is a left side elevation view thereof;
FIG. 11 is a right side elevation view thereof;
FIG. 12 is a top plan view thereof;
FIG. 13 is a bottom plan view thereof;
FIG. 14 is a front perspective view knife and fork combination flatware;
FIG. 15 is a front elevation view thereof;
FIG. 16 is a rear elevation view thereof;
FIG. 17 is a left side elevation view thereof;
FIG. 18 is a right side elevation view thereof;
FIG. 19 is a top plan view thereof; and,
FIG. 20 is a bottom plan view thereof.

The broken lines shown in the drawings illustrate portions of the combination flatware set that form no part of the claimed design.

The combination flatware set is shown with a symbolic break in its length. The appearance of any portion of the article between the break lines forms no part of the claimed design.

1 Claim, 8 Drawing Sheets



(56)

References Cited

U.S. PATENT DOCUMENTS

849,098	A *	4/1907	Aufrichtig	B67B 7/38
				30/147
854,745	A *	5/1907	King	A47G 21/02
				30/150
D53,165	S *	4/1919	Janosik	30/147
D59,869	S *	11/1921	Quandee et. al.	30/150
D60,369	S *	2/1922	Quandee et. al.	30/147
2,318,129	A *	5/1943	Torode	A47G 21/06
				30/147
D166,332	S *	4/1952	Melich et. al.	D7/688
D249,926	S *	10/1978	Wong	D7/644
D269,060	S *	5/1983	Creamer	D7/644
D342,422	S *	12/1993	Sanford	D7/643
5,845,403	A *	12/1998	Nivin	A47G 21/06
				30/147
D414,988	S *	10/1999	Santini	30/150
D530,985	S *	10/2006	Evans	D7/644
D535,857	S *	1/2007	Bristow	D7/644
D575,593	S *	8/2008	Svartstrom	D7/644
D607,285	S *	1/2010	Julow	D7/642
D608,602	S *	1/2010	Davies	D7/642
D633,344	S *	3/2011	Nordwall	D7/644
D644,071	S *	8/2011	Vanguard	D7/643
D718,093	S *	11/2014	Miksovsky	D7/643
D746,645	S *	1/2016	Truog	D7/643
D753,447	S *	4/2016	Busboom	D7/642
9,549,626	B2 *	1/2017	Truog	B25F 1/00

* cited by examiner

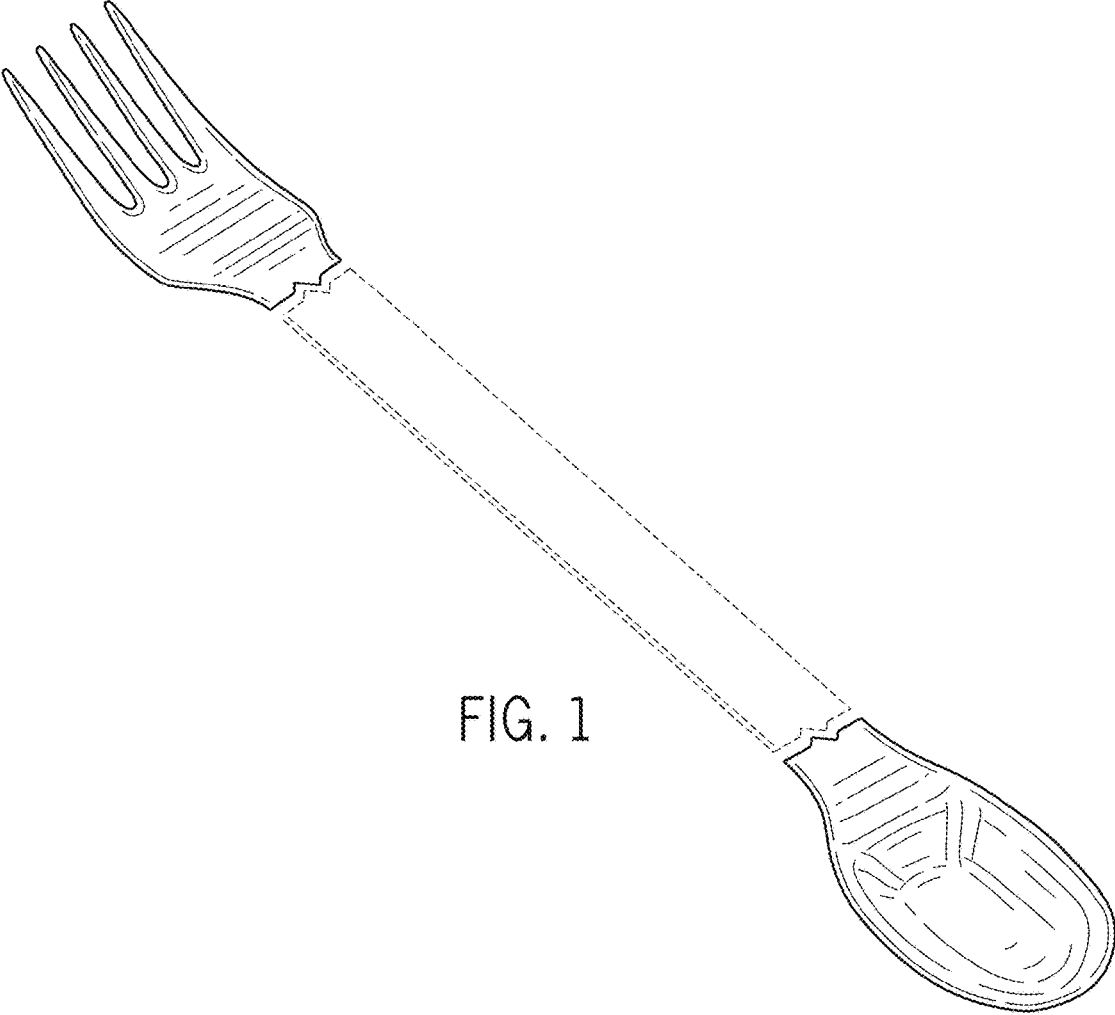


FIG. 1

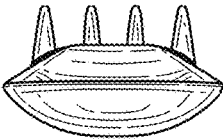


FIG. 2

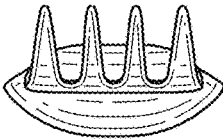


FIG. 3

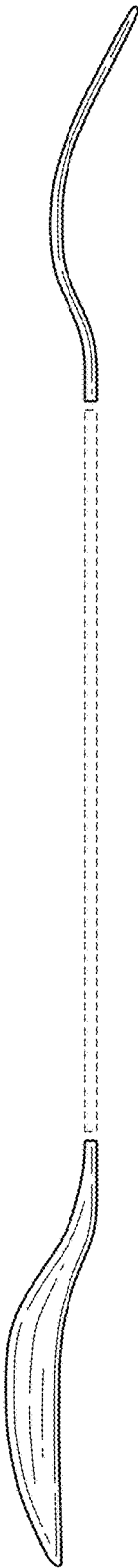


FIG. 4




FIG. 5

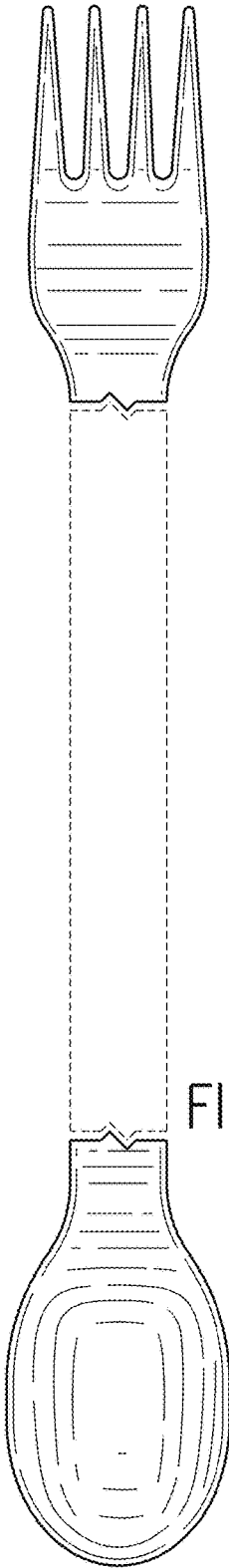


FIG. 6

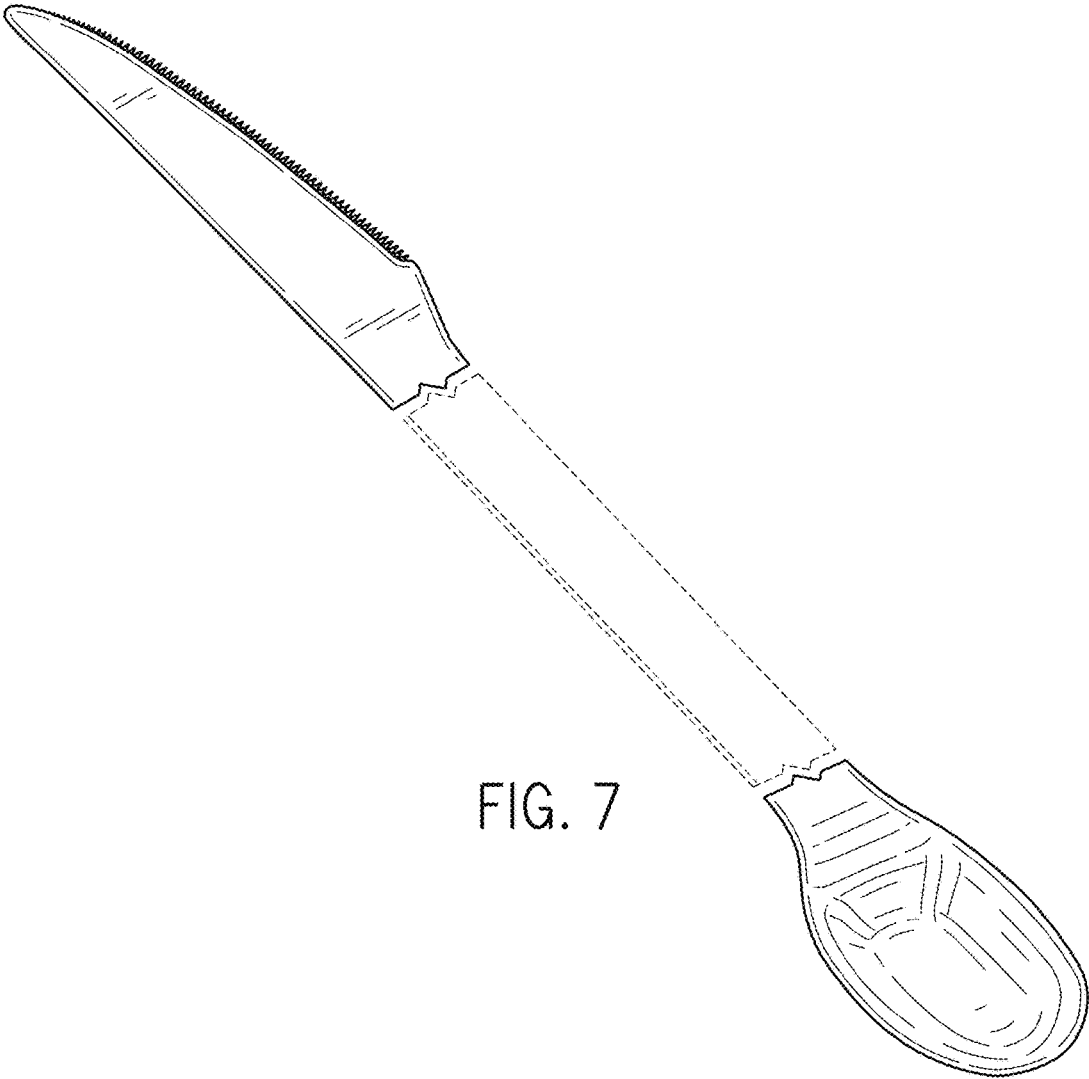


FIG. 7



FIG. 8



FIG. 9




FIG. 10




FIG. 11




FIG. 12




FIG. 13

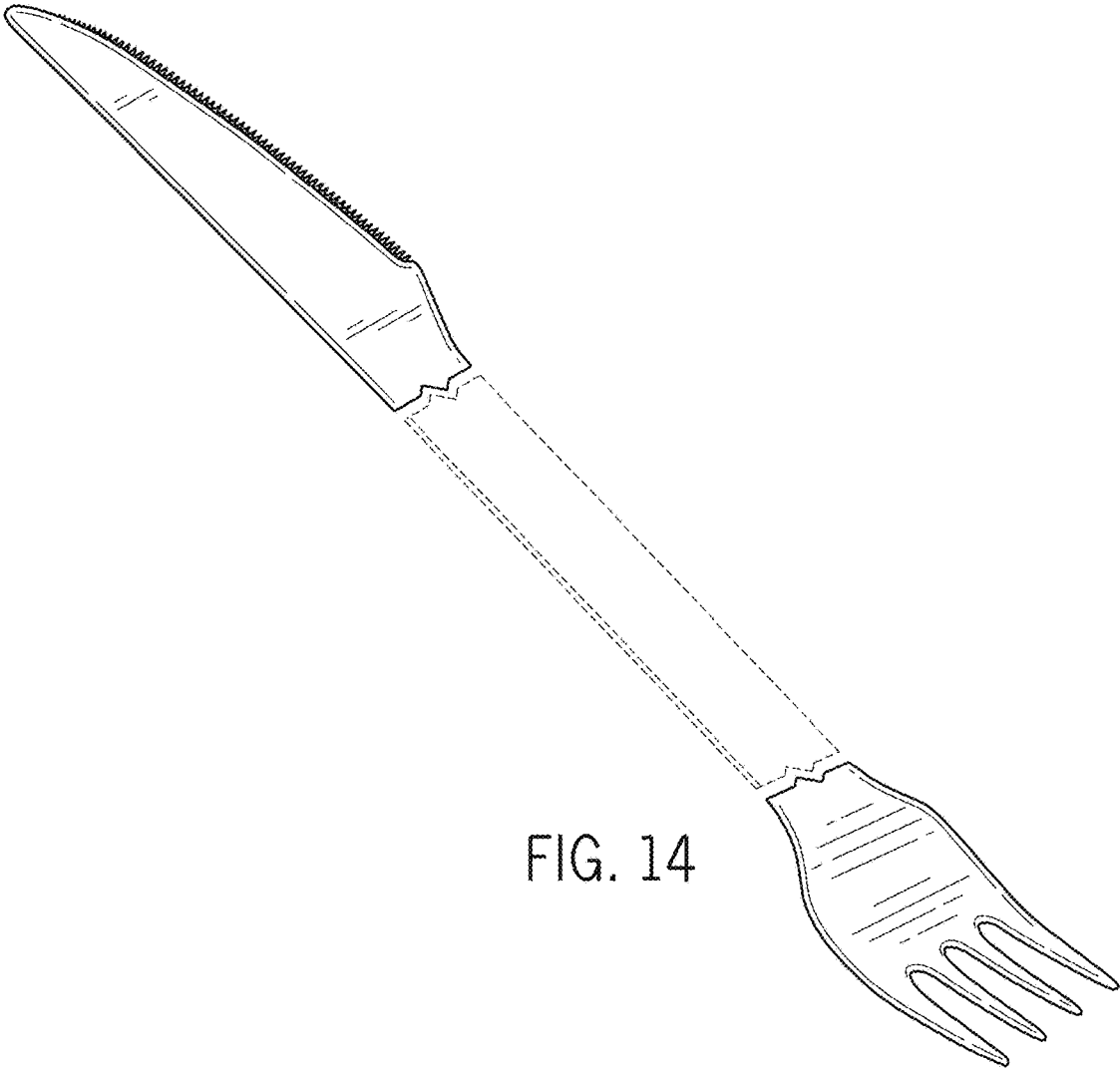


FIG. 14

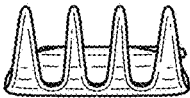


FIG. 15

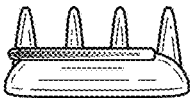


FIG. 16




FIG. 17




FIG. 18




FIG. 19




FIG. 20