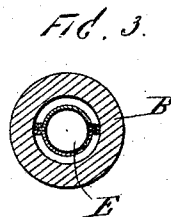

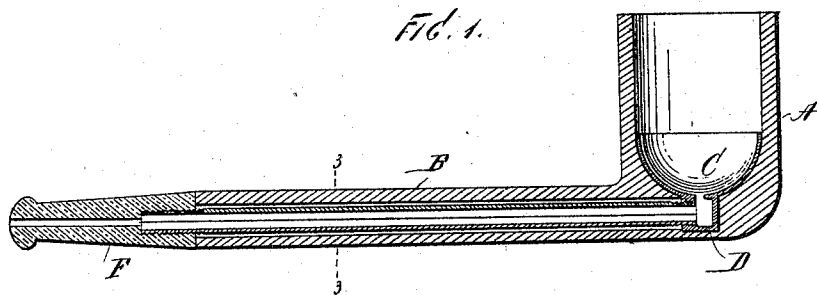


(No Model.)

C. W. FOSTER.
TOBACCO PIPE.

No. 582,119.

Patented May 4, 1897.



WITNESSES:

John Buckler,
C. G. Smith

INVENTOR

Charles W. Foster,

BY

Edgar Tate & Co.

ATTORNEYS

UNITED STATES PATENT OFFICE.

CHARLES W. FOSTER, OF BROOKLYN, NEW YORK.

TOBACCO-PIPE.

SPECIFICATION forming part of Letters Patent No. 582,119, dated May 4, 1897.

Application filed October 12, 1895. Serial No. 565,479. (No model.) Patented in England November 21, 1895, No. 22,267.

To all whom it may concern:

Be it known that I, CHARLES W. FOSTER, a citizen of the United States, and a resident of Brooklyn, in the county of Kings and State of New York, have invented certain new and useful Improvements in Tobacco-Pipes, (for which I have obtained a British patent, dated November 21, 1895, No. 22,267,) of which the following is a specification, reference being had to the accompanying drawings, forming a part thereof, in which similar letters of reference indicate corresponding parts.

This invention relates to tobacco-pipes; and the object thereof is to provide an improvement in this class of devices which consists in providing a removable cup or bottom for the bowl and a removable central tube for the stem, which is connected with and detachable from the removable cup at one end and at the other with the mouthpiece, by means of which tube the stem is kept perfectly clean and the smoke and nicotine will be confined to the tube, which can readily be removed and cleaned; and with these and other objects in view the invention consists in the construction and arrangement of the parts hereinafter more fully described in the specification and illustrated in the accompanying drawings, in which—

Figure 1 is a central vertical section of my improved pipe and the stem thereof; Fig. 2, a view of the central tube; and Fig. 3, a transverse section on the line 3 3 of Fig. 1, said section being on enlarged scale.

In the practice of my invention I provide a pipe comprising the usual bowl A and the stem B, which is slightly larger in cross-section than in ordinary pipes and which is in communication with the bowl A by means of an enlarged opening in the bottom of the latter.

The bowl A is provided with a removable cup-shaped bottom piece C, on the bottom of which is formed an extension D, which projects downwardly at the end of the longitudinal bore of the stem, and connected therewith is a sectional tube E, which extends through the central bore of the stem and with the outer end of which the mouthpiece F is connected.

The tube E is connected with the cup C or the extension D thereof by means of screw-

threads on one end thereof, which engage a screw-threaded opening in one side of said extension, and the mouthpiece F is connected with the outer screw-threaded end of said tube in the same manner.

The tube E is formed of two equal longitudinal sections or pieces, which when united form a tube, and between the screw-threaded ends thereof one of said pieces is provided with longitudinal lateral flanges G and the other with longitudinal flanges at each side, which are yoke or U shaped in cross-section and which are adapted to receive the flanges G of the other piece, as will be readily understood, and it will be seen that by reason of this construction the annular chamber, which surrounds the tube E in the stem B, is divided longitudinally.

The flanges of the second section are bent upon themselves, and the bent or U-shaped portion acts as a guide for the flanges G of the first-mentioned section, and by means of this construction the tube E is made absolutely tight and the escape of the saliva and nicotine therefrom into the stem is rendered impossible. The great advantages of the peculiar construction of the tube E are that it embodies the advantages of a complete or integral tube with the facilities of disconnecting the parts or sections for the purpose of cleaning the same.

The operation will be readily understood from the foregoing description when taken in connection with the accompanying drawings. By means of said construction the mouthpiece F may be readily detached from the tube E and the tube E from the cap C, and said parts may be removed from the stem B and the bowl, respectively, and thoroughly cleaned and again placed in position whenever desired.

It will also be seen that by reason of this construction the stem B remains clean at all times, and by reason of the annular chamber between said stem and the tube E the stem will not become heated, and by reason of the fact that the tube E is composed of two parts said tube may be easily and thoroughly cleaned by simply separating the parts thereof.

My invention is not limited to the exact form, construction, and arrangement of parts

as shown and described, and I therefore have the right to make all such alterations therein and modifications thereof as fairly come within the scope of the invention.

5 Having fully described my invention, I claim and desire to secure by Letters Patent—

1. In a tobacco-pipe, the combination with
10 the bowl and a stem connected with the bowl and provided with an enlarged bore, of a removable bottom for the bowl provided with an opening, and an interior tube for the stem having its inner end in engagement with the opening in the bowl-bottom, said tube comprising longitudinal flanged sections, the
15 flanges of one section being bent to form guides for the flanges of the opposite section, and a mouthpiece in engagement with the outer end of the tube.

20 2. In a tobacco-pipe, the combination with the bowl having a central depression in its

bottom and a stem connected with the bowl and provided with an enlarged bore, of a removable bottom for the bowl having an extension on its under side provided with a screw-threaded opening, and an interior tube for the stem having its inner end threaded and in engagement with the opening in the extension of the bowl-bottom, said tube comprising longitudinal flanged sections, the
25 flanges of one section being bent to form guides for the flanges of the opposite section, and a mouthpiece in engagement with threads on the outer end of the tube.

In testimony that I claim the foregoing as
35 my invention I have signed my name, in presence of the subscribing witnesses, this 10th day of October, 1895.

CHARLES W. FOSTER.

Witnesses:

J. W. TRIPP,

JOHN V. N. VEGHTE.