



US00D613158S

(12) **United States Design Patent**
Russell et al.

(10) **Patent No.:** **US D613,158 S**

(45) **Date of Patent:** **** Apr. 6, 2010**

(54) **MEDICATION PACKAGE**

(75) Inventors: **Beth Waggoner Russell**, Goshen, OH (US); **Elaine K. Leach**, Fairfield, OH (US); **Kerri Gray Shirley**, Jamestown, NC (US)

(73) Assignee: **The Procter & Gamble Company**, Cincinnati, OH (US)

(**) Term: **14 Years**

(21) Appl. No.: **29/343,982**

(22) Filed: **Sep. 22, 2009**

(51) **LOC (9) Cl.** **09-07**

(52) **U.S. Cl.** **D9/434**

(58) **Field of Classification Search** D9/624,
D9/457, 456, 447, 446, 435, 434, 433, 432,
D9/425, 424, 418, 415, 414; D7/392, 392.1;
D3/201; D20/28, 22; 229/313, 225, 222,
229/212, 209, 208, 149; 206/728

See application file for complete search history.

(56) **References Cited**

U.S. PATENT DOCUMENTS

3,966,113 A *	6/1976	Tipton	229/149
D250,748 S *	1/1979	Leger	D9/420
D265,551 S *	7/1982	Colby et al.	D9/415
D265,889 S *	8/1982	Lawrence et al.	D9/418
D325,518 S *	4/1992	Matkovich	D9/414
D327,004 S *	6/1992	Nadel	D9/522
D380,964 S *	7/1997	Miller et al.	D9/415
D388,951 S *	1/1998	Mori	D3/201
D396,250 S *	7/1998	Mogensen	D20/22

D399,742 S *	10/1998	Brauner et al.	D9/434
D421,568 S *	3/2000	Ferguson et al.	D9/414
D445,332 S *	7/2001	Breiding et al.	D9/416
D465,416 S *	11/2002	Dzwill et al.	D9/432
D479,464 S *	9/2003	Kopeccky	D9/432
D484,046 S *	12/2003	Kopeccky	D9/432
D503,087 S *	3/2005	Dzwill et al.	D9/416
D512,304 S *	12/2005	Aldridge	D9/422
D540,668 S *	4/2007	Aldridge	D9/434
D582,268 S *	12/2008	Zanaletti	D9/432
D583,660 S *	12/2008	Steiger et al.	D9/432
D587,996 S *	3/2009	Steiger et al.	D9/432
D594,323 S *	6/2009	Friedman et al.	D9/423
2006/0027483 A1 *	2/2006	Aldridge	206/738

* cited by examiner

Primary Examiner—Susan Bennett Hattan

(74) *Attorney, Agent, or Firm*—Kelly L. McDow

(57) **CLAIM**

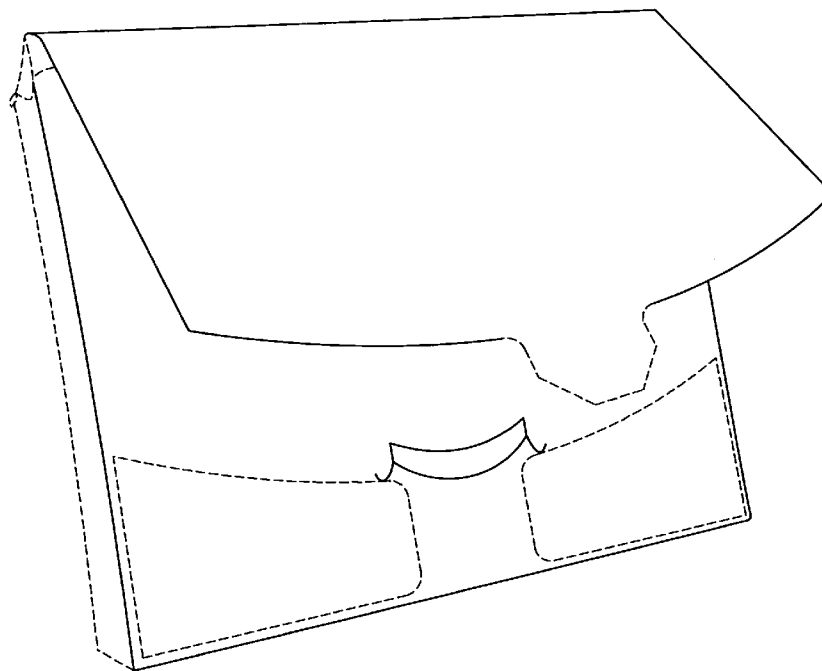
The ornamental design for a medication package, as shown and described.

DESCRIPTION

FIG. 1 is a perspective view of a medication package illustrating our new design with a flap in a partially open position; FIG. 2 is a front side elevational view of the package of FIG. 1 with the flap in an open position; and, FIG. 3 is a front side elevational view of the package of FIG. 1 with the flap in a closed position.

The broken lines represent portions of the structure that form no part of the claim.

1 Claim, 3 Drawing Sheets



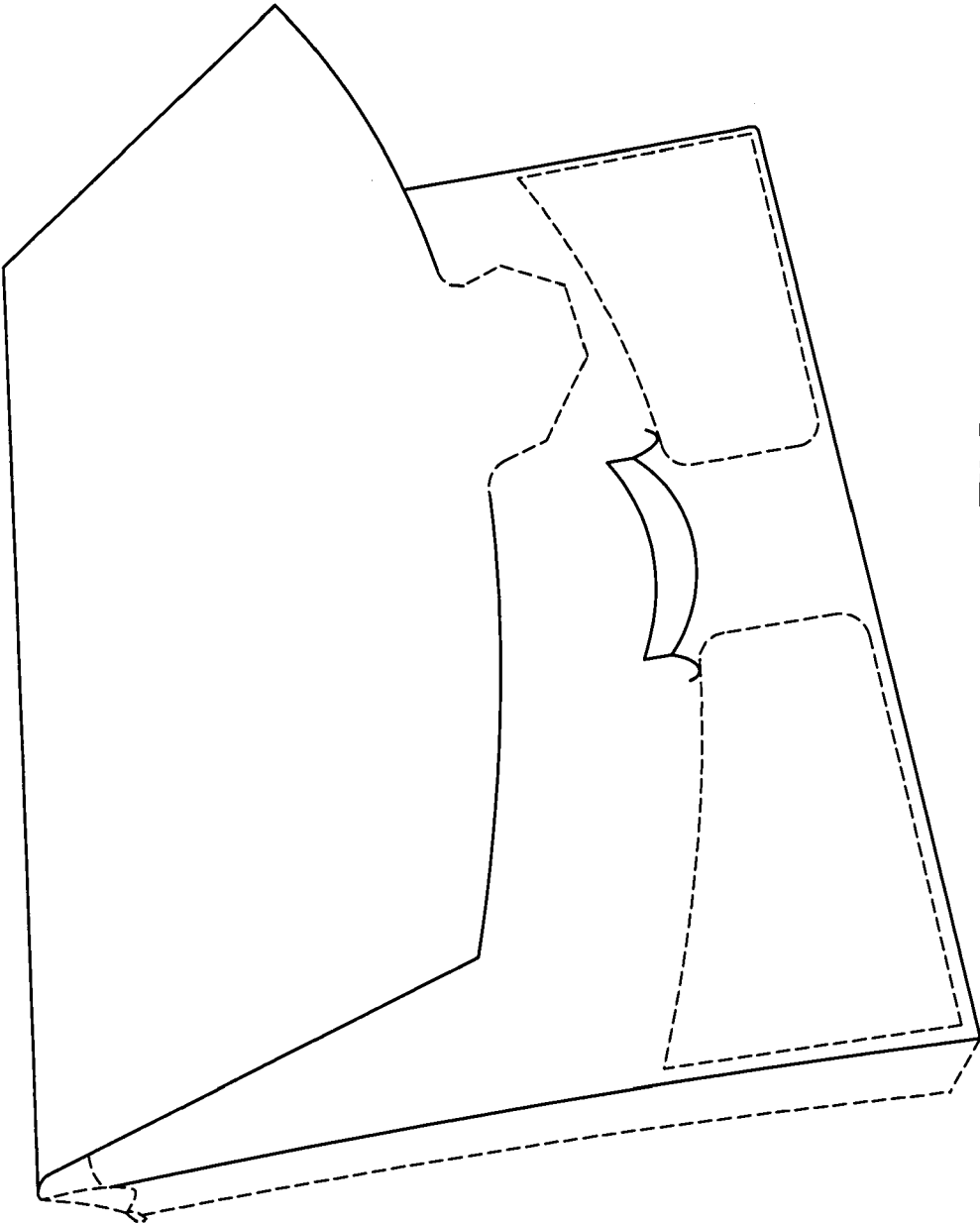


FIG. 1

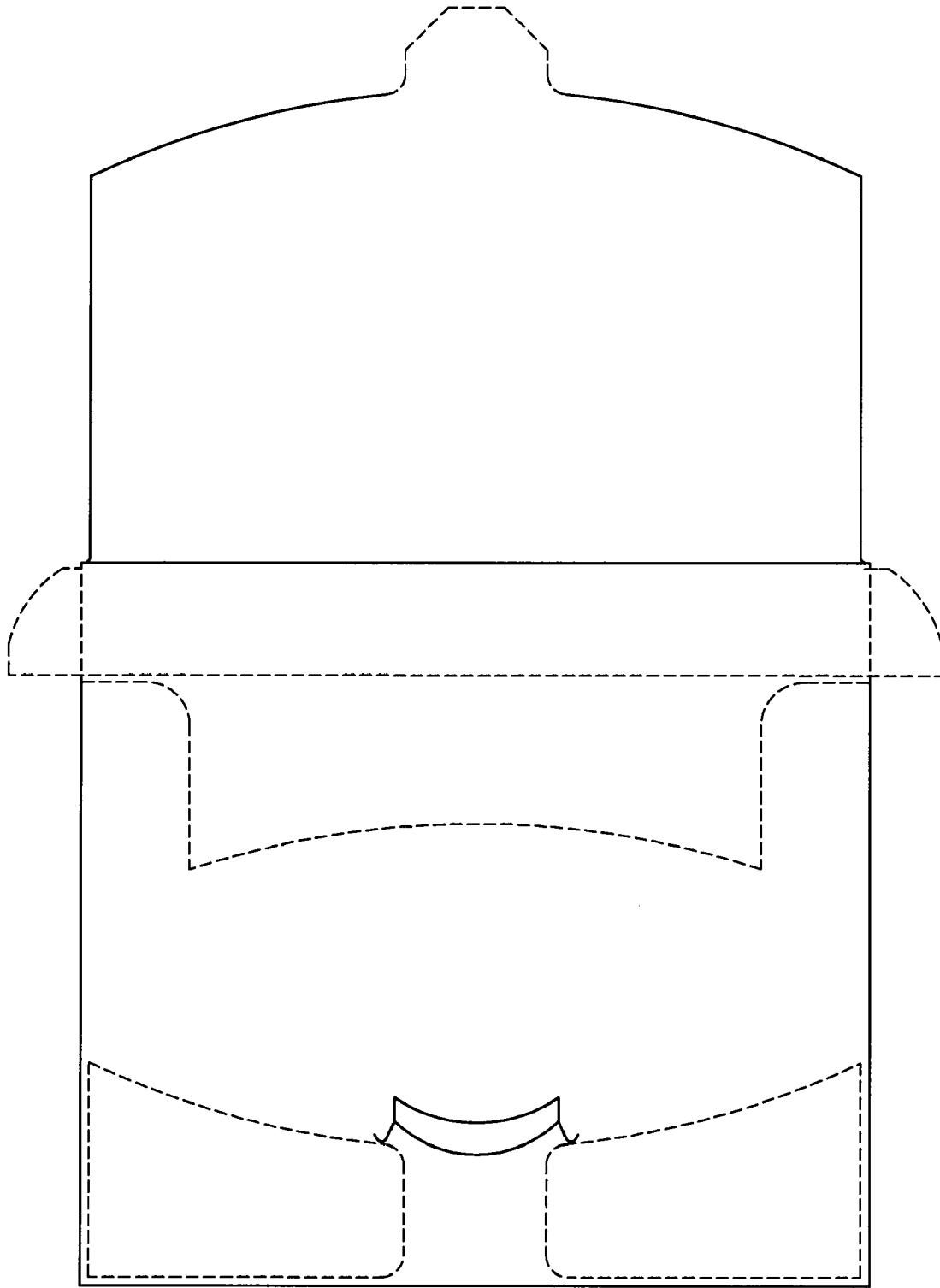


FIG. 2

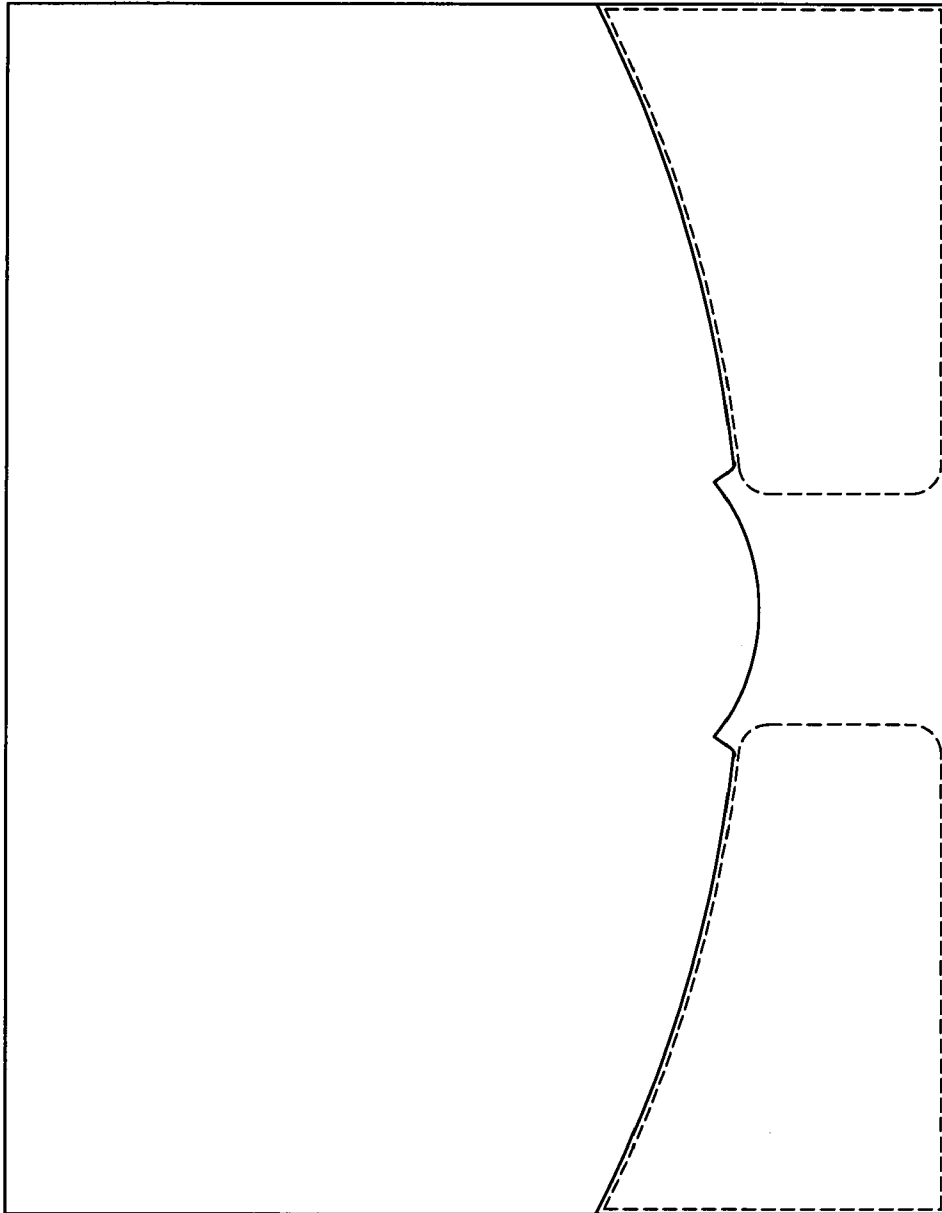


FIG. 3