



US00D858331S

(12) **United States Design Patent**
Yu

(10) **Patent No.:** **US D858,331 S**

(45) **Date of Patent:** **** Sep. 3, 2019**

(54) **ELECTRONIC SCALE**

(71) Applicant: **SHENZHEN UNIQUE SCALES CO., LTD.**, Shenzhen (CN)

(72) Inventor: **Huayun Yu**, Shenzhen (CN)

(73) Assignee: **SHENZHEN UNIQUE SCALES CO., LTD.**, Shenzhen (CN)

(**) Term: **15 Years**

(21) Appl. No.: **29/648,500**

(22) Filed: **May 22, 2018**

(51) **LOC (12) Cl.** **10-04**

(52) **U.S. Cl.**

USPC **D10/92**

(58) **Field of Classification Search**

USPC D10/92

CPC G01G 21/28; G01G 21/283; G01G 21/286;

G01G 21/30; G01G 23/37; G01G

23/3728; G01G 23/3735; G01G 19/44;

G01G 19/445; G01G 19/46; G01G 19/48;

G01G 19/50; G01G 21/44; G01G 19/286;

G01G 19/30; A61B 5/053; A61B 5/4872;

A61B 5/0537; A61B 5/4869; A61B

5/6825; A61B 5/6829; A61B 5/7445

See application file for complete search history.

(56) **References Cited**

U.S. PATENT DOCUMENTS

D825,362 S * 8/2018 Kobayakawa D10/92

* cited by examiner

Primary Examiner — Antoine Duval Davis

(74) *Attorney, Agent, or Firm* — Juan Carlos A. Marquez;
Marquez IP Law Office, PLLC

(57) **CLAIM**

I claim the ornamental design for an electronic scale, as shown and described.

DESCRIPTION

FIG. 1 is a perspective view of an electronic scale, showing my new design;

FIG. 2 is a front elevation view thereof;

FIG. 3 is a rear elevation view thereof;

FIG. 4 is a left-side elevation view thereof;

FIG. 5 is a right-side elevation view thereof;

FIG. 6 is a top elevation view thereof;

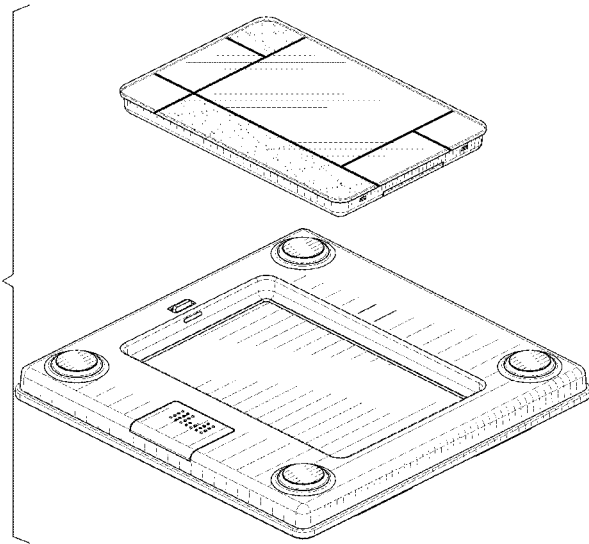
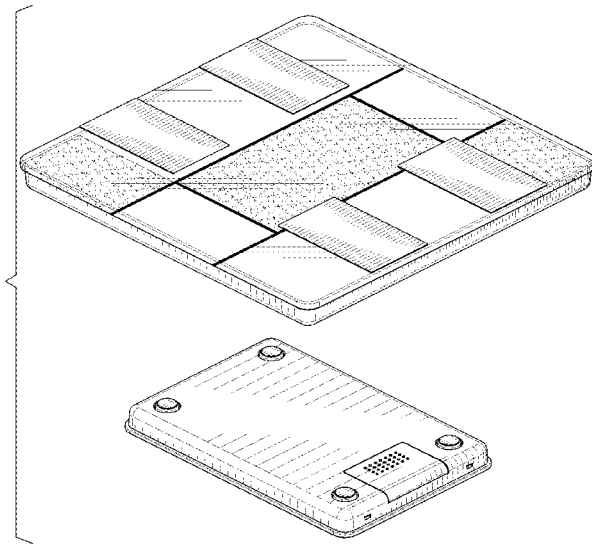
FIG. 7 is a bottom elevation view thereof;

FIG. 8 is a bottom perspective view thereof;

FIG. 9 is a top perspective view showing a child scale detached from the electronic scale; and,

FIG. 10 is a bottom perspective view showing a child scale detached from the electronic scale.

1 Claim, 7 Drawing Sheets



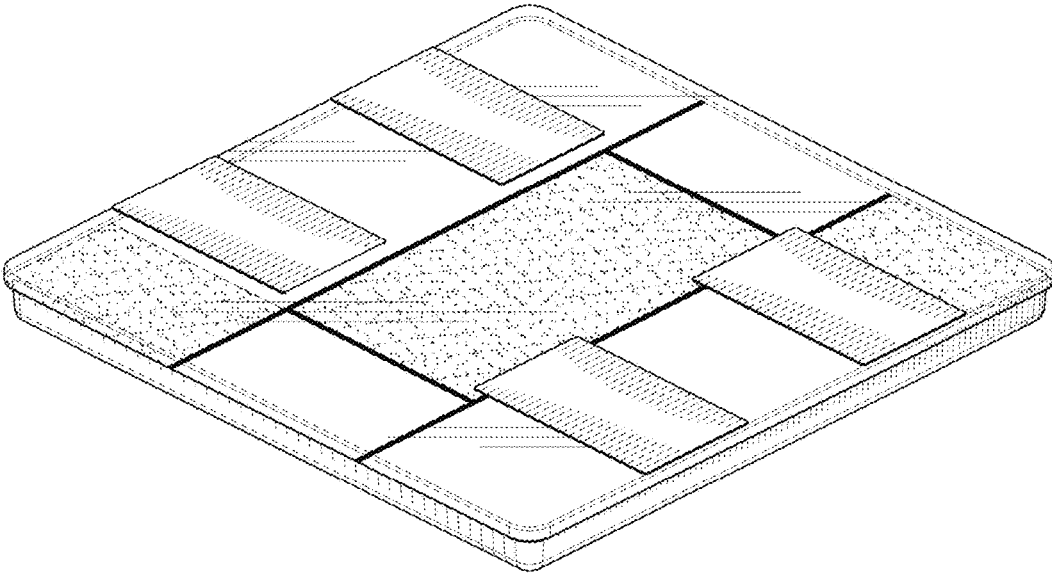


FIG. 1



FIG. 2



FIG. 3



FIG. 4




FIG. 5

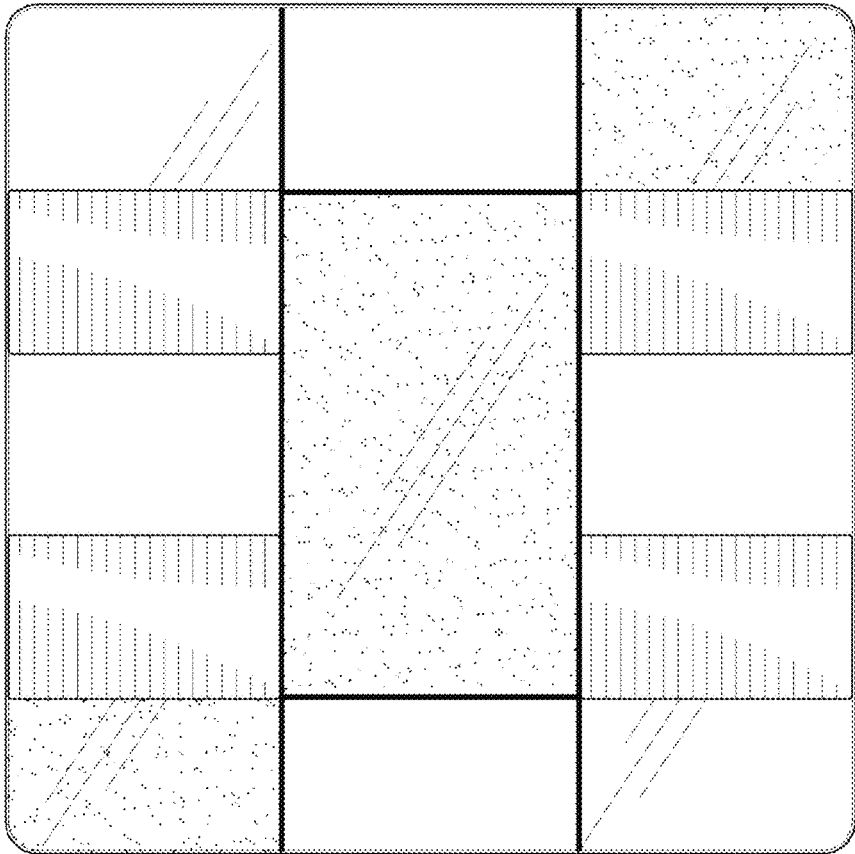


FIG. 6

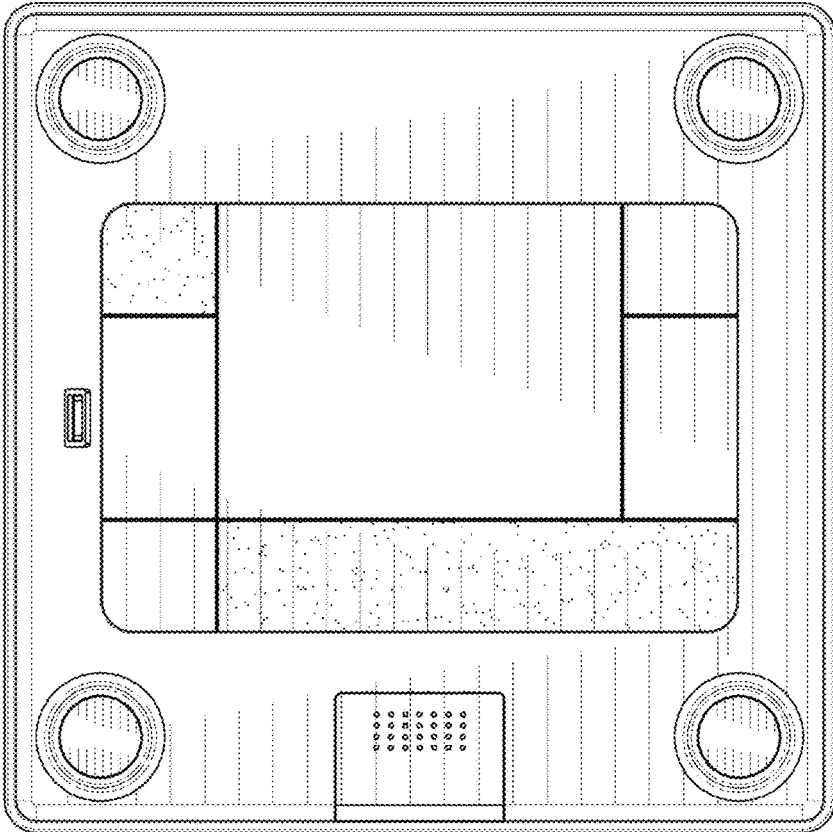


FIG. 7

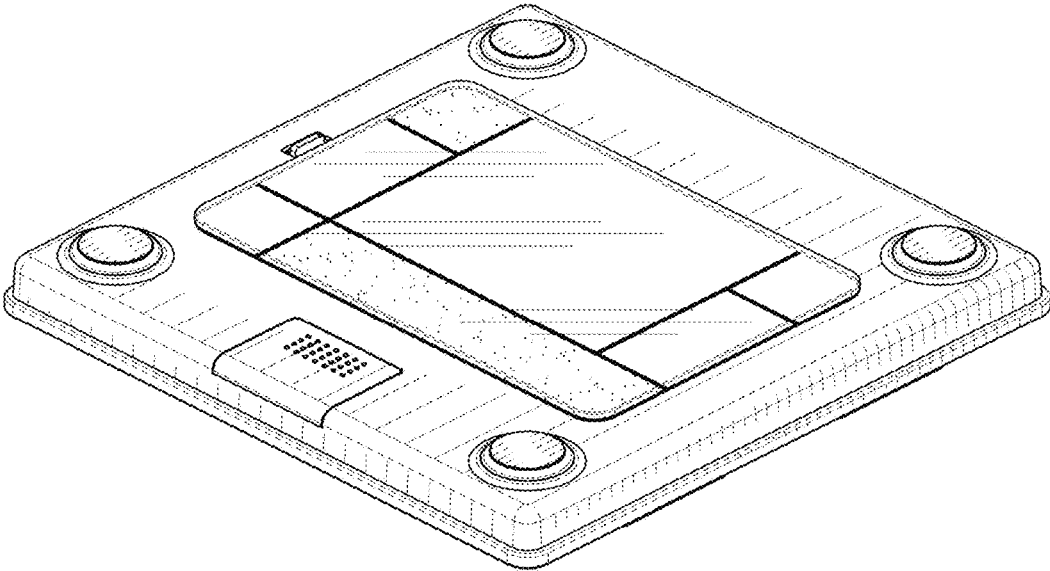


FIG. 8

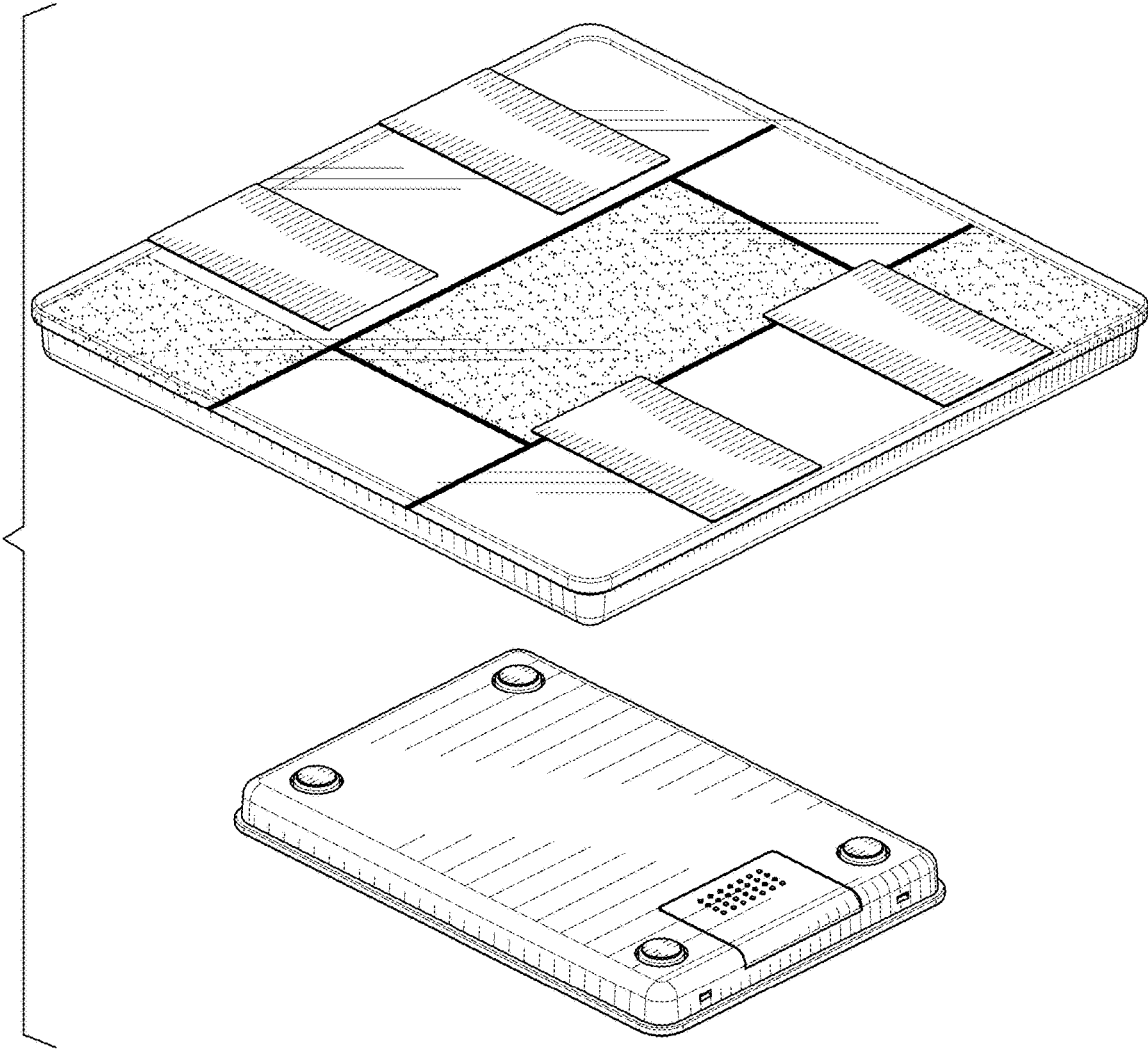


FIG. 9

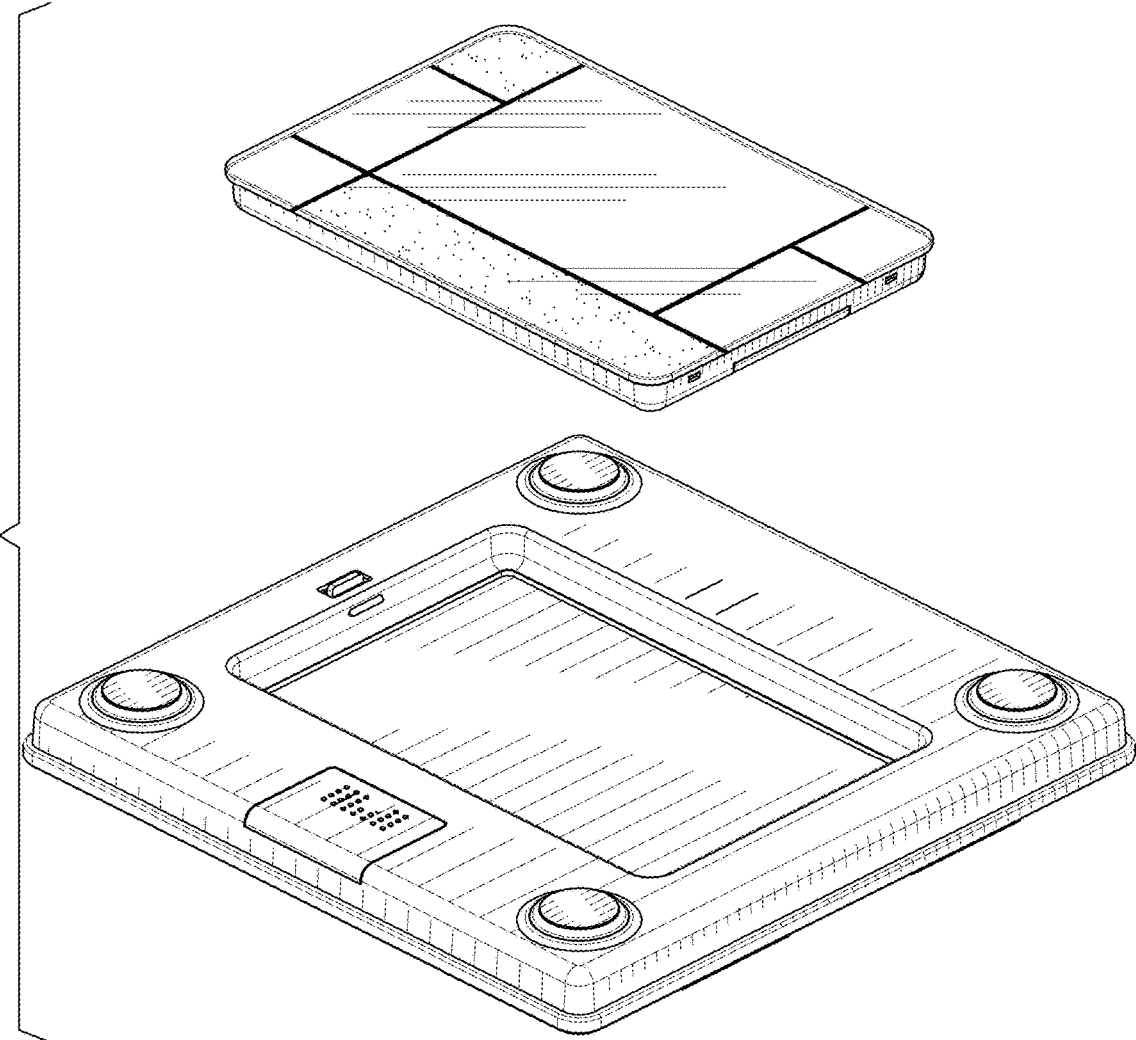


FIG. 10