

# United States Patent [19]

Tarlow

[11] Patent Number: Des. 293,168

[45] Date of Patent: \*\* Dec. 15, 1987

[54] CHAIR

[76] Inventor: Rose Tarlow, 405 S. Bedford Dr.,  
Beverly Hills, Calif. 90212

[\*\*] Term: 14 Years

[21] Appl. No.: 743,019

[22] Filed: Jun. 10, 1985

[52] U.S. Cl. .... D6/334; D6/379

[58] Field of Search ..... D6/334, 379, 380

[56]

## References Cited

### U.S. PATENT DOCUMENTS

D. 42,933	8/1912	Dunton .....	D6/379
D. 66,697	2/1925	McCargar .....	D6/379
D. 84,514	6/1931	Brown .....	D6/379
D. 94,779	3/1935	Raventos .....	D6/379
D. 103,714	3/1937	Davis et al. ....	D6/379
D. 134,672	12/1942	Weber .....	D6/334
D. 167,419	8/1952	Pechnikoff .....	D6/334

## OTHER PUBLICATIONS

"Chairs & Couches" by Curtis, ©1977, Hepplewhite Chair bottom left, p. 59, Desk.

"Chairs & Couches" by Curtis, ©1977, George II Chair top left, p. 67, Desk.

*Primary Examiner*—Bruce W. Dunkins

*Attorney, Agent, or Firm*—Charles H. Schwartz;  
Ellsworth R. Roston

[57]

## CLAIM

The ornamental design for a chair, substantially as shown and described.

## DESCRIPTION

FIG. 1 is a front perspective view of a side chair showing my new design;


FIG. 2 is a left side elevational view thereof and with the right side being substantially identical;

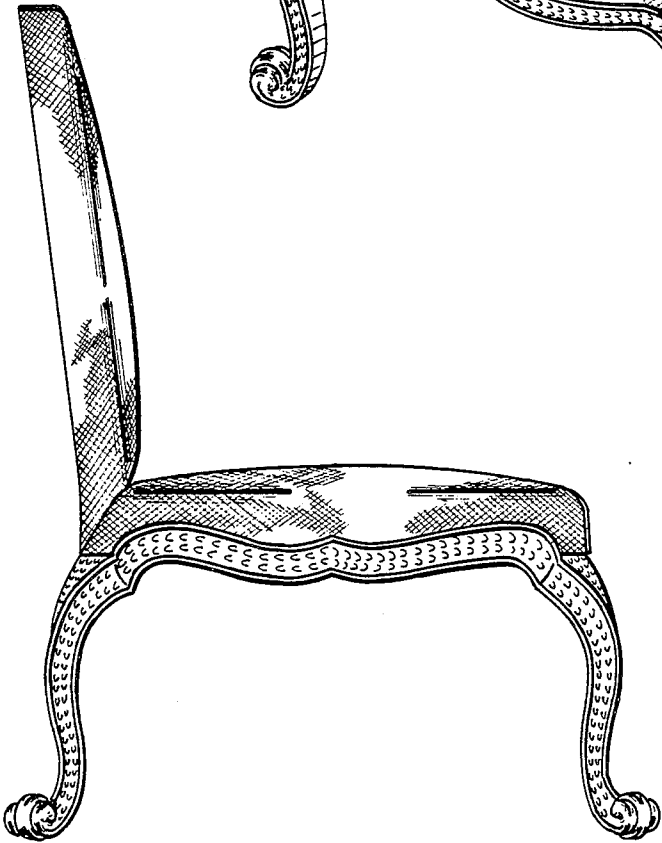
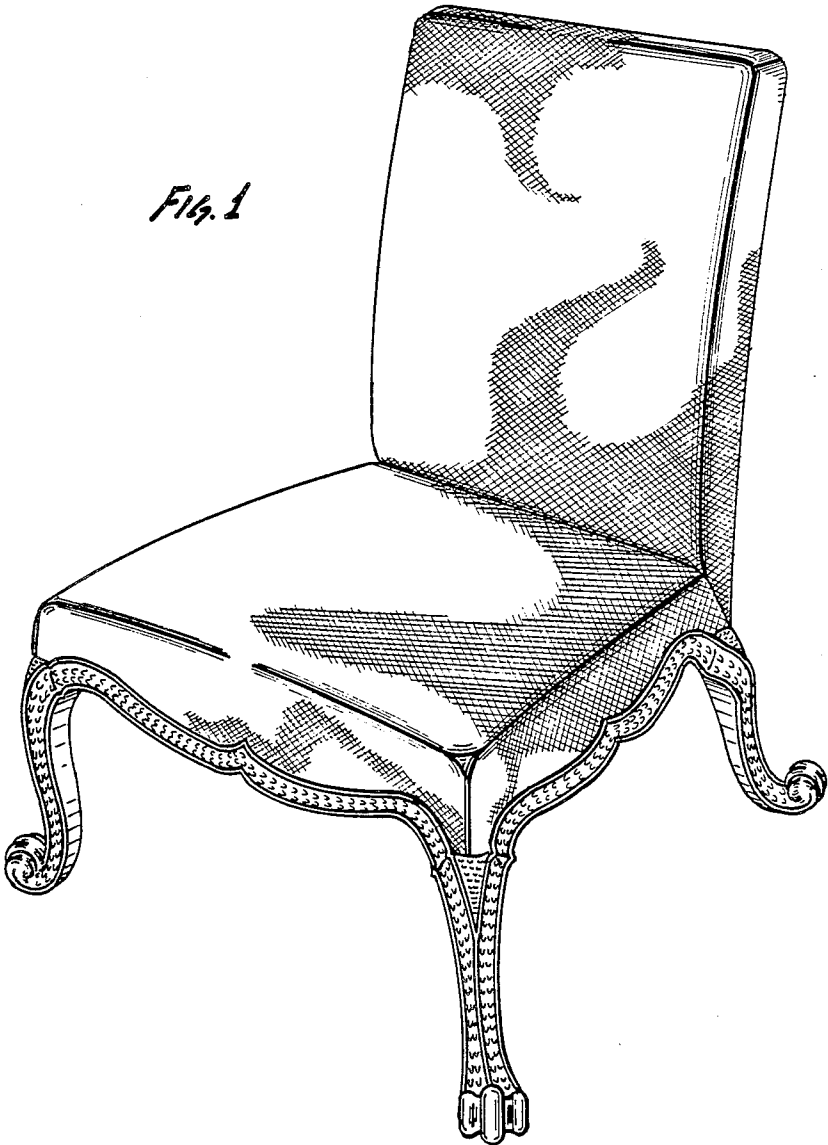
FIG. 3 is a front elevational view thereof;

FIG. 4 is a back elevational view thereof;

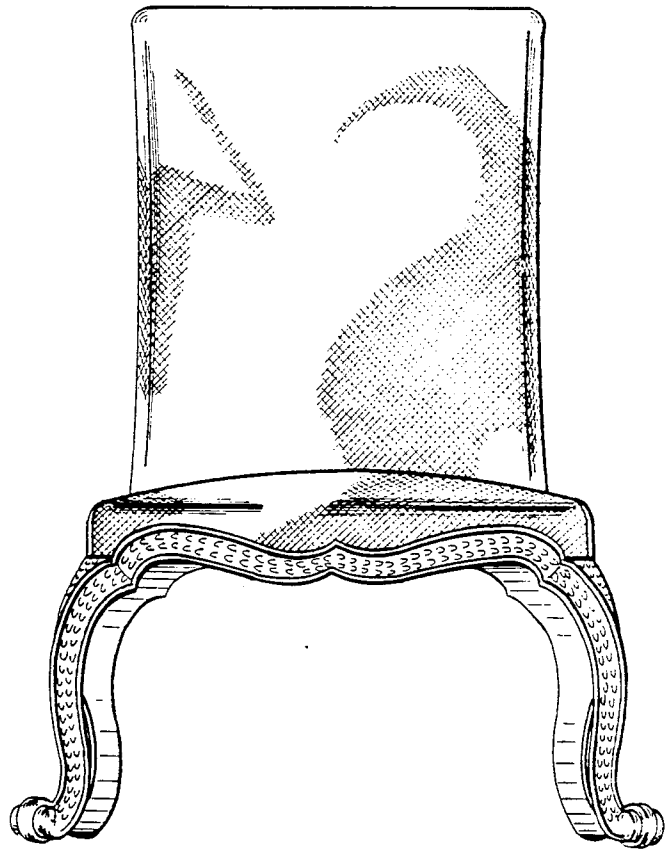
FIG. 5 is a bottom plan view thereof; and

FIG. 6 is a front perspective view of a chair showing a second embodiment of my design.

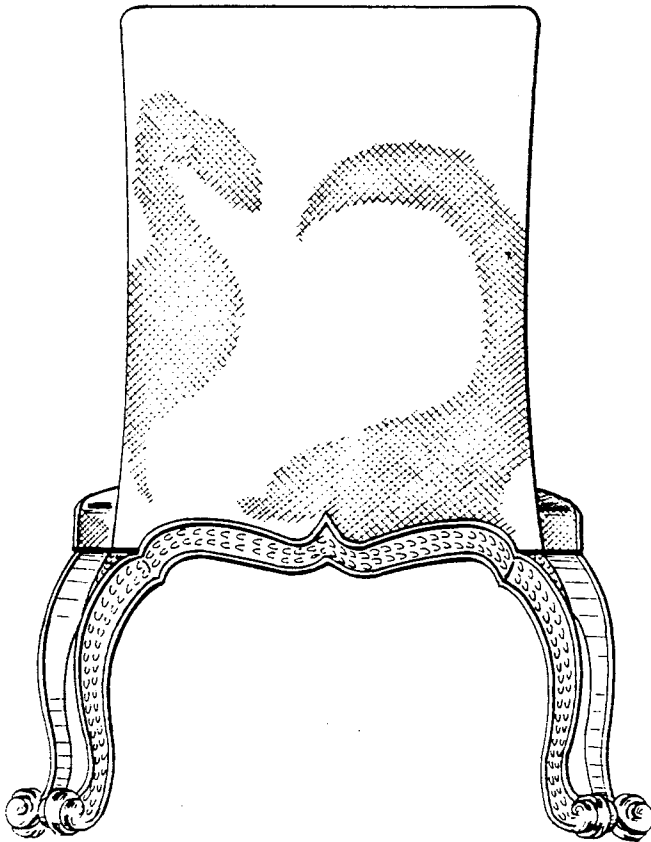


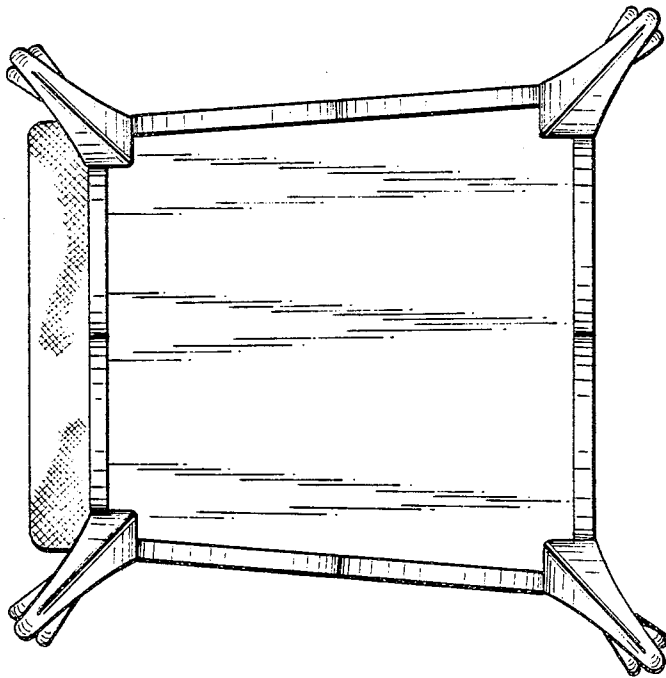


*FIG. 3*



*FIG. 4*





*Fig. 5*

*Fig. 6*

