



(12) **United States Design Patent**
Peat

(10) **Patent No.:** **US D790,420 S**
(45) **Date of Patent:** **** Jun. 27, 2017**

- (54) **WHEEL**
- (71) Applicant: **Jaguar Land Rover Limited**, Whitley, Coventry (GB)
- (72) Inventor: **Anthony Peat**, Coventry (GB)
- (73) Assignee: **Jaguar Limited Rover Limited**, Whitley, Coventry (GB)
- (**) Term: **14 Years**
- (21) Appl. No.: **29/521,917**
- (22) Filed: **Mar. 26, 2015**

- (30) **Foreign Application Priority Data**
Sep. 29, 2014 (EM) 002547414
- (51) **LOC (10) Cl.** **12-16**
- (52) **U.S. Cl.**
USPC **D12/209**
- (58) **Field of Classification Search**
USPC D12/204-213
CPC B60B 7/00; B60B 7/02; B60B 7/04; B60B 7/01; B60B 7/06; B60B 3/02; B60B 3/04; B60B 3/06; B60B 3/10; B60B 1/00; B60B 1/08; B60B 1/10; B60B 1/12
See application file for complete search history.

- (56) **References Cited**
U.S. PATENT DOCUMENTS
D411,502 S * 6/1999 Chung D12/211
D418,797 S * 1/2000 Chung D12/209
D444,119 S * 6/2001 Brintouch D12/211

D451,467 S *	12/2001	Chung	D12/211
D469,729 S *	2/2003	Brintouch	D12/209
D475,669 S *	6/2003	Boyer	D12/209
D504,647 S *	5/2005	Leclercq	D12/209
D507,224 S *	7/2005	Pfeiffer	D12/211
D520,434 S *	5/2006	Fahr-Becker	D12/211
D522,430 S *	6/2006	Nordmann	D12/209
D522,951 S *	6/2006	Pfeiffer	D12/211
D618,149 S *	6/2010	Antoniadis	D12/209
D621,766 S *	8/2010	Antoniadis	D12/209
D657,727 S *	4/2012	Fetherston	D12/209
D667,767 S *	9/2012	Gotschke	D12/209
D690,642 S *	10/2013	Kito	D12/209
D705,152 S *	5/2014	Nakamura	D12/209
D739,327 S *	9/2015	Wagener	D12/209

* cited by examiner

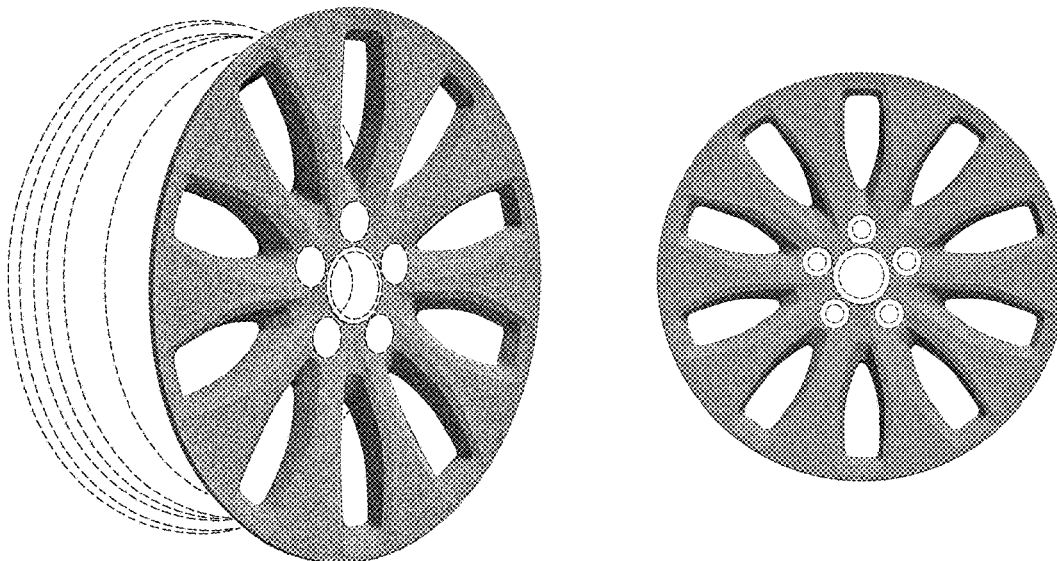
Primary Examiner — Stacia Cadmus
(74) *Attorney, Agent, or Firm* — Wood Herron & Evans LLP

(57) **CLAIM**
The ornamental design for a wheel, as shown and described.

DESCRIPTION

FIG. 1 is a left front perspective view of a wheel according to the invention.
FIG. 2 is a front view of the wheel shown in FIG. 1; and, FIG. 3 is a right side view of the wheel shown in FIG. 1, the left side view being a mirror image thereof.
The broken line showing of the rear of the rim, the valve stem hole, the bolt holes and the center hole in the central hub area is included for the purpose of illustrating environmental subject matter and forms no part of the claimed design.

1 Claim, 2 Drawing Sheets



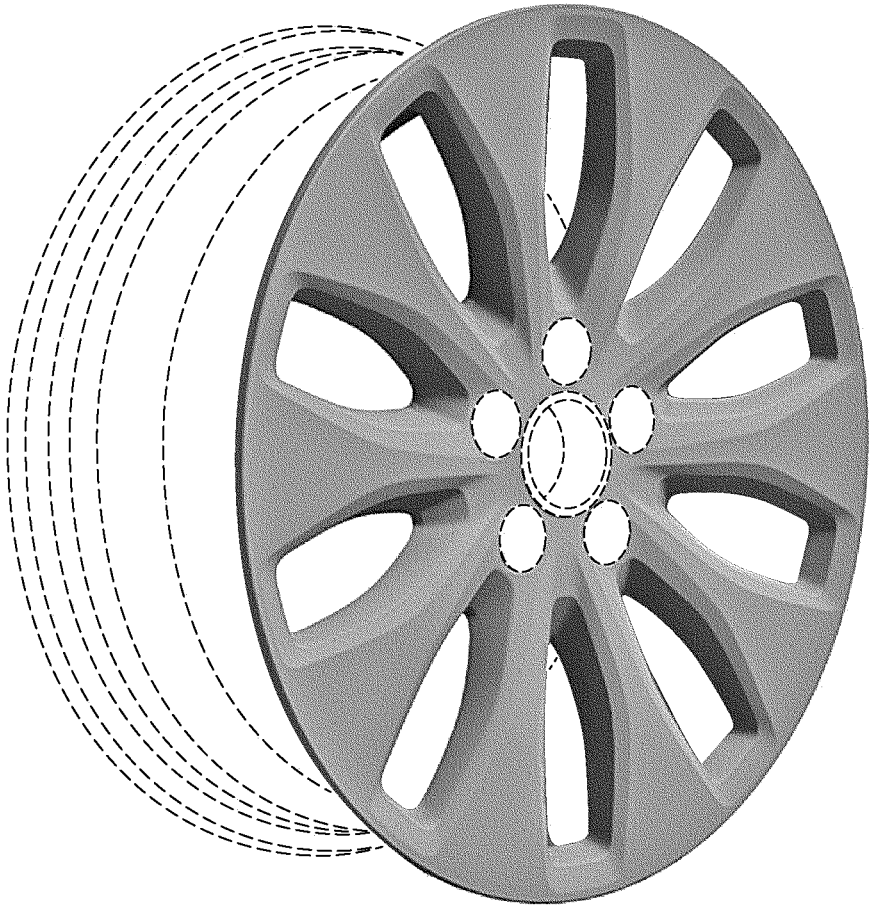


FIG. 1

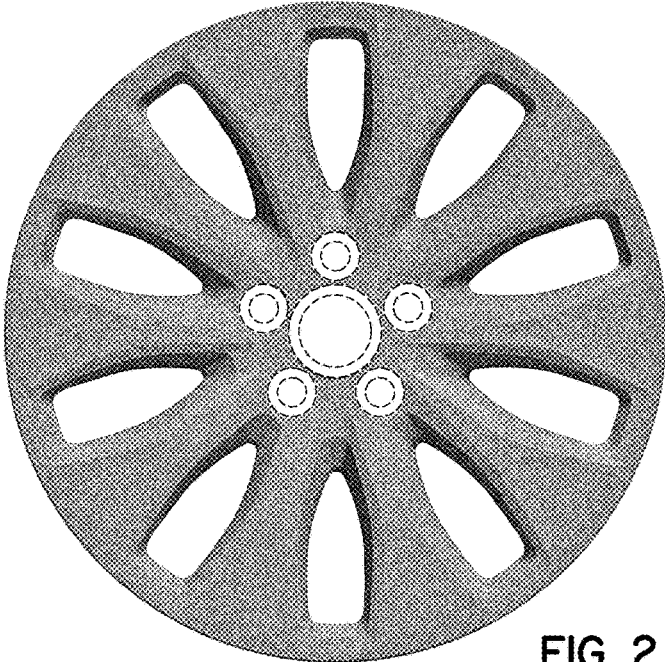


FIG. 2




FIG. 3