E. LONG.

CIGAR OR CIGARETTE HOLDER.

APPLICATION FILED APR. 1, 1912.

1,068,436. Patented July 29, 1913.

Fig. 1

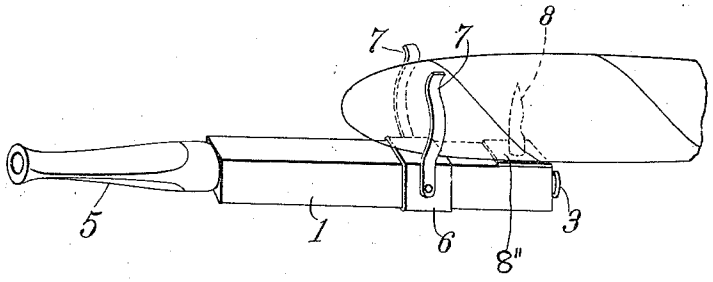

Fig. 2

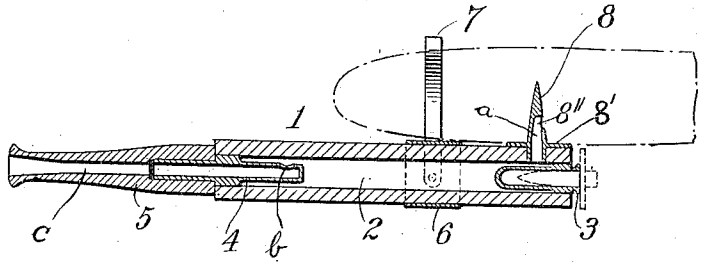

Fig. 3

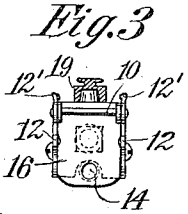

Fig. 5

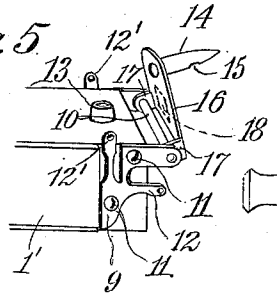

Fig. 4

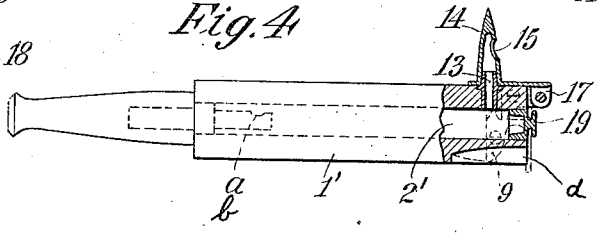

Witnesses:
Raphaël Netter
L. E. Johnston

Inventor:
Emile Long,
By his Attorneys,
Merwin & Lwenarton

COLUMBIA PLANOGRAPH CO., WASHINGTON, D. C.

UNITED STATES PATENT OFFICE.

EMILE LONG, OF HILLSDALE, NEW JERSEY.

CIGAR OR CIGARETTE HOLDER.

1,068,436. Specification of Letters Patent. Patented July 29, 1913.

Application filed April 1, 1912. Serial No. 687,574.

To all whom it may concern:

Be it known that I, EMILE LONG, of Hillsdale, in the county of Bergen and State of New Jersey, have invented new and useful Improvements in Cigar or Cigarette Holders, of which the following is a specification.

This invention relates to that type of cigar or cigarette holders wherein means are provided for collecting the nicotin while permitting of the free passage of smoke to the mouth of the user.

The objects of the invention are the provision of a simple, durable and highly sanitary and beneficial means for effectively holding the cigar, which means is provided with a suitable mouth piece so as to prevent direct contact of such cigar with the lips of the smoker.

The invention is set forth in the following specification in detail, reference being had to the accompanying drawings in which—

Figure 1 is a longitudinal perspective view showing a fragmentary portion of the cigar positioned within said holder; Fig. 2 is a central longitudinal vertical section, the end-sealing plug being shown in elevation and the cigar being illustrated diagrammatically; Fig. 3 is an end view of a modification, the cigar being also illustrated diagrammatically; Fig. 4 is a longitudinal elevation of a holder having an alternative type of construction; and Fig. 5 is a fragmentary perspective view thereof.

Referring to the drawings, and the construction shown therein, the reference numeral 1 designates the tubular holder, the same being provided with an interior conduit or bore 2, which is sealed at the outer end by a hollow plug 3, and is substantially closed at its other end by a perforated, elongated plug 4, which latter plug projects externally of said tubular body and is adapted to receive a removable mouth piece. A sleeve 6, which surrounds said tubular holder, as shown, is adapted to slide thereon, and is provided with upwardly extending arms or fingers 7, which are arranged to conveniently engage the inner end of a cigar when applied to said holder. In order to effect direct communication between said cigar and said mouth piece, a barb 8 is provided, the same being provided with an integral flange adapted to limit the extent to which said barb may be inserted into the aperture in which the same is positioned as shown in Figs. 1 and 2, said flange being designated by the reference letter 8′. The said barb is provided with a lateral aperture 8″ which affords communication with the partial bore *a* thereof at its uppermost end and thereby when said barb or impaling means is thrust into a cigar, either adjacent the butt end thereof (see Figs. 1 and 2) or through any other portion thereof as may be desired, the smoke is permitted to pass directly into said bore through the aperture 8″, thence through the open lower end of said barb and into the well 2. From the well the smoke can then be drawn through an orifice *b* in the innermost end of said hollow plug 4 and subsequently to the mouth of the user through a bore *c* of the mouthpiece 5.

Preferably the barb or impaling means 8 is adapted to snugly fit within the hollow push-plug 3, when reversed and inserted therein, as shown in the dotted lines in Fig. 2, and thereby it is possible to carry said holder in the pocket of a garment without having any objectionable projections on said holder. If desired the said hollow plug 3 is provided with a closure-cap 3′, (not shown,) which is adapted to snugly fit within the same and to be interchangeable with the barb 8, so that when said barb 8 is inserted in the plug 3 the cap may be inserted into the aperture from which said barb has been removed and serve to close the same. It is evident that the hollow plug 3, which is of reduced cross-section from the inner end thereof to a point beyond the middle, will, while serving to close the end of said nicotin well 2 permit of the free passage of smoke entering through the hollow barb 8 into the nicotin well.

The advantages of such a construction as above described consist in the adaptability of this holder to cigars of all sizes, being merely necessary to compress the fingers 7 to the requisite degree in order to hold even little cigars, as opposed to the "perfecto" cigar indicated herein, and in addition to the latter advantage among others, is the fact that the smoke can be drawn from the cigar at a point intermediate its ends, and in fact substantially distant from its butt end. Thereby a minimum amount of nicotin is tapped off from the cigar since any nicotin which tends to condense in the butt end will remain there. Another advantage

is the ease with which the holder can be cleaned, it being merely necessary to remove the entire plug 3 and the tubular plug 4 in order to permit of unobstructed access to the well 2. Similarly, when the mouth piece 5 is removed from the reduced neck of said tubular plug 4, the latter can be readily cleansed in any desired manner.

In Figs. 3, 4 and 5 the construction consists of a U-shaped frame 9 adapted to be secured to the tubular casing 1′ at opposite sides thereof, the two arms of said frame being rigidly connected together by a rod 10. Suitable screws or brads 11 serve to secure said frame to the well of said holder. Spring-arms 12 and 12′ respectively project from each side of said frame both horizontally and vertically and preferably as shown a projection is formed on the inner face of said arms by means of a punching machine, which projections as hereinafter explained, serve as a stop. A hollow tubular bushing 13 is fitted into the upper wall of the casing 1 adjacent the end thereof, the same being adapted to project through the said wall and extend in communication with the bore or nicotin well thereof. A barb 14 which is as shown hollow and open at its inner end and closed at its outer end, but provided with a lateral aperture 15 intermediate the ends thereof is rigidly secured to a cap-plate 16, which plate is provided with offset lugs or ears 17 and if desired a rectangular aperture 18. The said rod 10 is adapted to extend through the projecting horizontal arms of said U-shaped frame and also through apertures in said ears 17, and thereby pivotally secure said base-plate to said arms. The end of the bore 2′ of said casing 1′ is closed by an imperforate plug 19, which is adapted to project through the aperture 18 in said base-plate when the same is in the position shown in Fig. 4 and thereby it is possible to force said base-plate into contact with the vertical end of the casing 1′ when desired. When in the latter position, the hollow-barb 14 is adapted to snugly fit within a recess *d* formed in the under surface of said casing 1 at the outer end thereof, said recess being of corresponding configuration to the said barb whereby the same will be completely received within said recess when the base-plate is in the position shown in the dotted lines in Fig. 4. The said spring-arms 12 and 12′ having the lugs or projections thereon are intended to be spaced apart a trifle less than the width of said base-plate in order that it will be necessary to force said base-plate between said lugs on said spring-arms and thereby when said base-plate has been forced into its upper or lower position it will be securely held by said lugs which will project outside of said base-plate and serve as stops to prevent the escape of the said base-plate except when positive pressure is applied thereto from the positions shown in said Figs. 4 and 5.

It is evident that when it is desired to employ the holder shown in said Figs. 3, 4 and 5 it is merely necessary to force the base-plate from the vertical position shown in dotted lines in Fig. 4 out of engagement with said projections on the spring-arms 12 and pass the projections on the spring-arm 12′ until the same lies in snug engagement with the upper surface of the casing 1, and the hollow-barb is forced over the upward projecting end of the bushing 13. Then a cigar is placed in position upon the impaling barb 14 and the smoking of the same can be conducted as desired. When it is desired to carry the said holder in one's pocket the said barb is thrown into the position shown in Figs. 1 and 2 and a slip-cap is fitted over the projecting bushing 13 as indicated by the reference numeral 19. Preferably the same cap which is employed to close the end of the nicotin well is adapted to close the end of the bushing 13 and in such event the said base-plate 16 is made imperforate so that it will serve to close the end of the nicotin well when the base-plate is in a vertical position and the cap 19 which serves to close the end of said well when the holder is being employed for smoking purposes can then be fitted into the upper end of the bushing 13.

In some instances in lieu of a perforation intermediate the top and bottom of the impaling means I preferably punch a large number of perforations in the front wall of said impaling means intermediate the top and bottom thereof so that the maximum amount of smoke may be drawn through the wall thereof and from the interior of the barb into the well of the holder, while any small particles of tobacco or piece of tobacco leaf are prevented from entering said wall.

Having thus described my invention, what I claim and desire to secure by Letters Patent is:—

1. In a holder for cigars and the like, the combination comprising a hollow casing having a nicotin well therein, a mouth-piece, in communication therewith, positioned at one end of said casing, a conduit extending through the wall of said casing and affording communication between said nicotin well and the exterior of said casing, and pivotally mounted impaling means having a conduit extending from a point intermediate the ends thereof through one of the ends thereof, adapted to afford communication with said conduit in communication with said nicotin well, and means for locking said impaling means against accidental displacement when in communication with said conduit.

2. In a holder for cigars and the like, the

combination comprising a hollow casing having a nicotin well therein, a mouthpiece in communication with said well, and positioned in one end of said casing, tubular means projecting at an angle to the longitudinal axis of said casing and extending from the exterior thereof into said nicotin well and adjacent one end of said casing, a pivotally mounted support having a hollow impaling device secured thereto, said impaling device extending completely through said support and having an open inner end and a closed, pointed outer end, and an aperture intermediate its ends adapted to afford communication with the interior of said impaling means, means for locking said impaling means in register with said projecting tubular means while permitting of optional displacement thereof and means formed in the lower face of said casing adapted to receive said impaling means when the said support is in contact with the end of said casing.

In witness whereof I have hereunto set my hand at the city, county and State of New York, this 27 day of March, 1912.

EMILE LONG.

Witnesses:
W. H. SWENARTON,
L. E. JOHNSTON.

Copies of this patent may be obtained for five cents each, by addressing the "Commissioner of Patents, Washington, D. C."