



US00D701468S

(12) **United States Design Patent**
Schweiger

(10) **Patent No.:** **US D701,468 S**

(45) **Date of Patent:** **** Mar. 25, 2014**

(54) **STONE**

(71) Applicant: **Swarovski Aktiengesellschaft, Triesen**
(LI)

(72) Inventor: **Christoph Schweiger, Vomp (AT)**

(73) Assignee: **Swarovski Aktiengesellschaft, Triesen**
(LI)

(**) Term: **14 Years**

(21) Appl. No.: **29/458,261**

(22) Filed: **Jun. 18, 2013**

(30) **Foreign Application Priority Data**

Feb. 7, 2013 (EM) 2180430

(51) **LOC (10) Cl.** **11-01**

(52) **U.S. Cl.**
USPC **D11/89**

(58) **Field of Classification Search**
USPC D11/1-2, 26-29, 89-92; 63/26-28, 32
See application file for complete search history.

(56) **References Cited**

U.S. PATENT DOCUMENTS

D36,167 S *	12/1902	Schencki	D11/90
1,392,604 A *	10/1921	Smith	250/467.1
D73,182 S *	8/1927	Kasch	D8/310
3,835,665 A *	9/1974	Kitchel	63/32
D239,534 S *	4/1976	Michaeli	D7/396.2
D619,038 S *	7/2010	Wilheim	D11/90
D626,685 S *	11/2010	Gut	D26/154
D658,533 S *	5/2012	Neuner	D11/89

* cited by examiner

Primary Examiner — Ralf Seifert

(74) *Attorney, Agent, or Firm* — Wenderoth, Lind & Ponack,
L.L.P.

(57) **CLAIM**

I claim the ornamental design for an ornamental stone, as shown and described.

DESCRIPTION

FIG. 1 is a front view of the embodiment;
FIG. 2 is a left side view of the embodiment;
FIG. 3 is a top view of the embodiment;
FIG. 4 is a right side view of the embodiment;
FIG. 5 is a bottom view of the embodiment;
FIG. 6 is a rear view of the embodiment; and,
FIG. 7 is a perspective view of the embodiment.

1 Claim, 7 Drawing Sheets

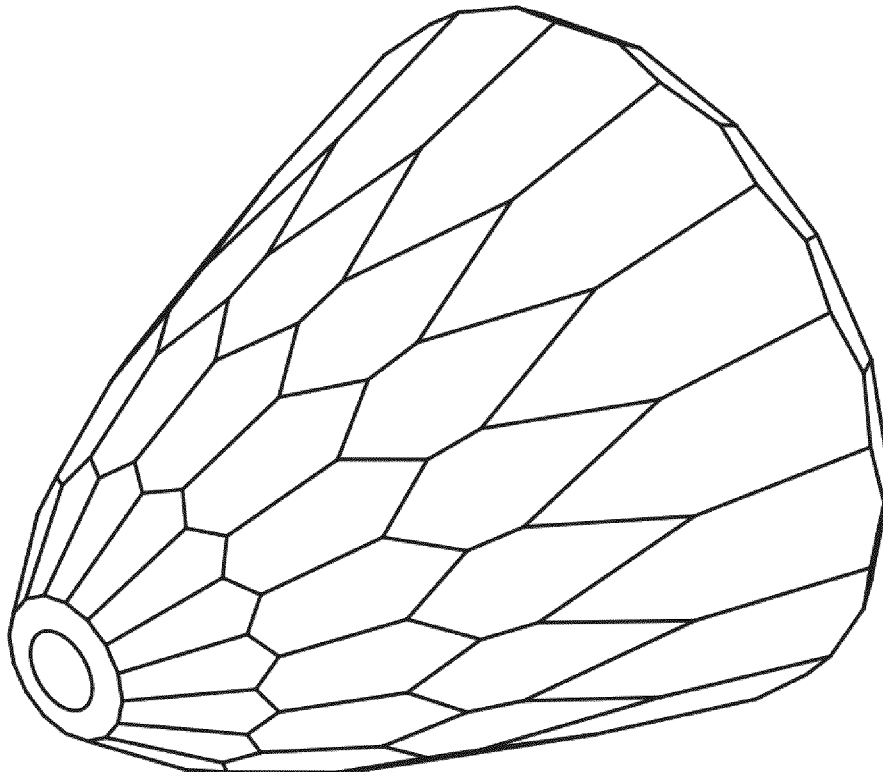


FIG. 1

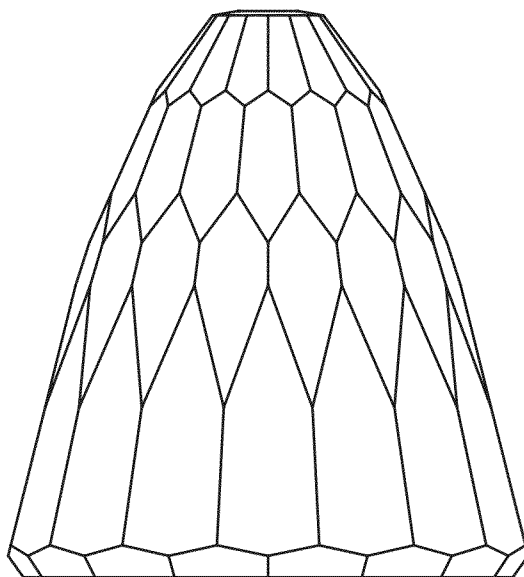


FIG. 2

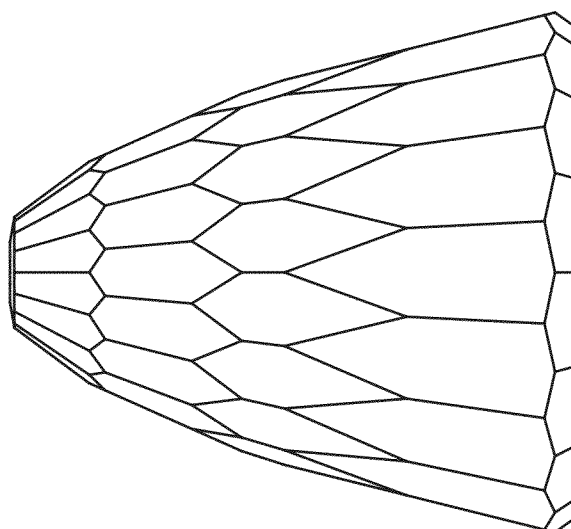


FIG. 3

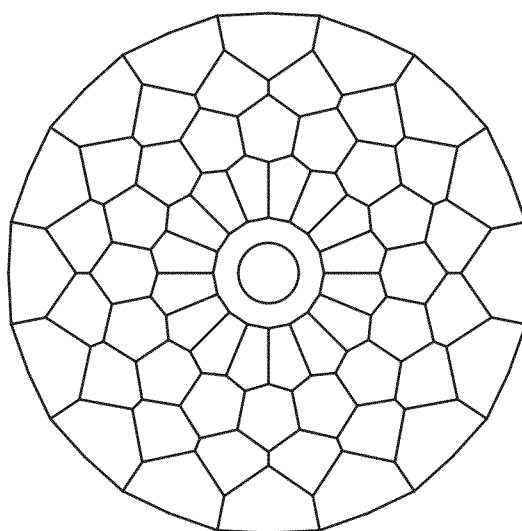


FIG. 4

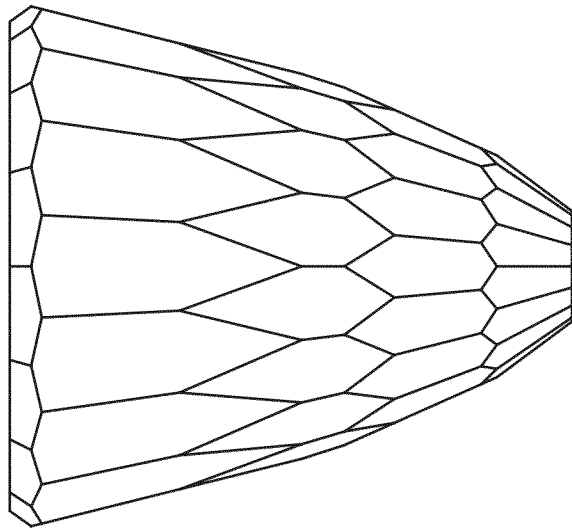


FIG. 5

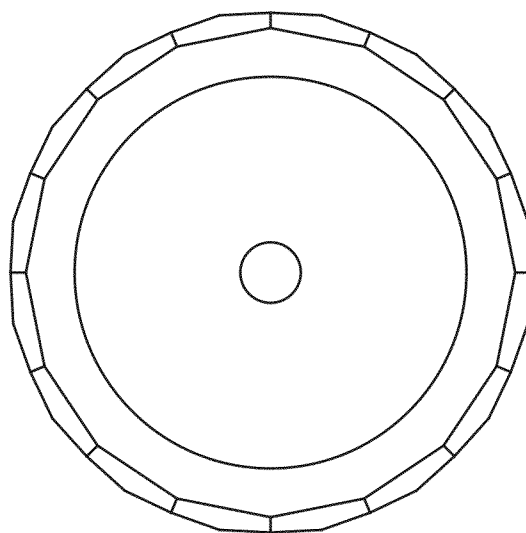


FIG. 6

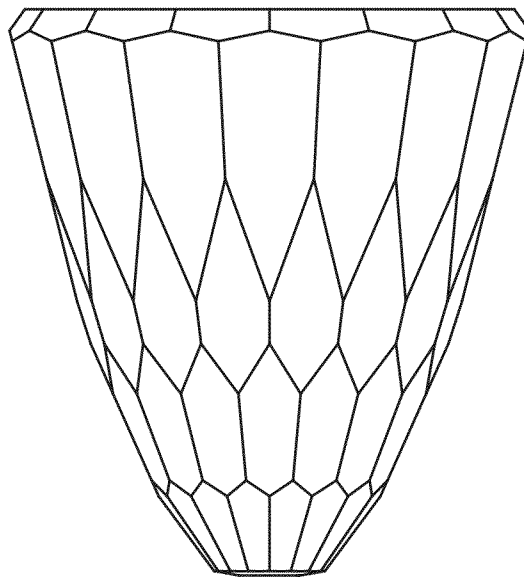


FIG. 7

