

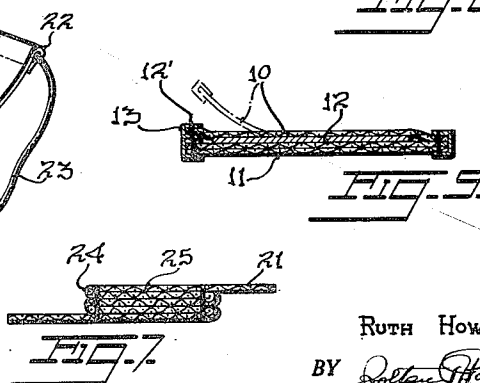
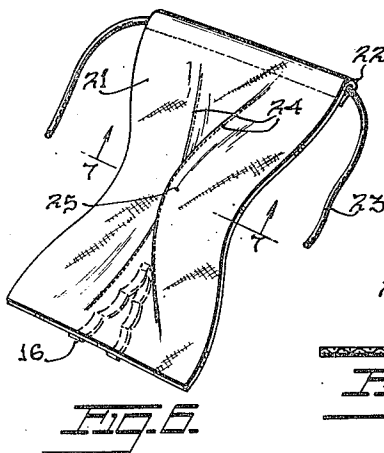
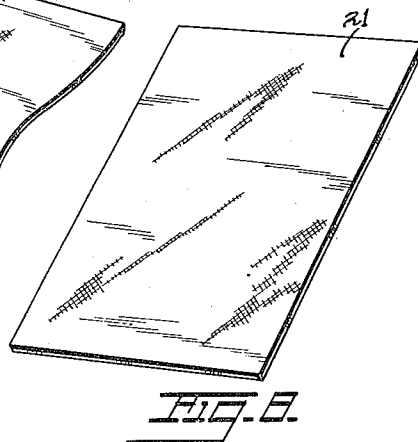
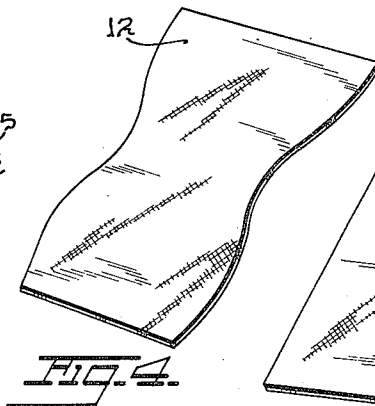
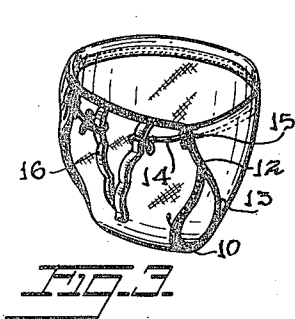
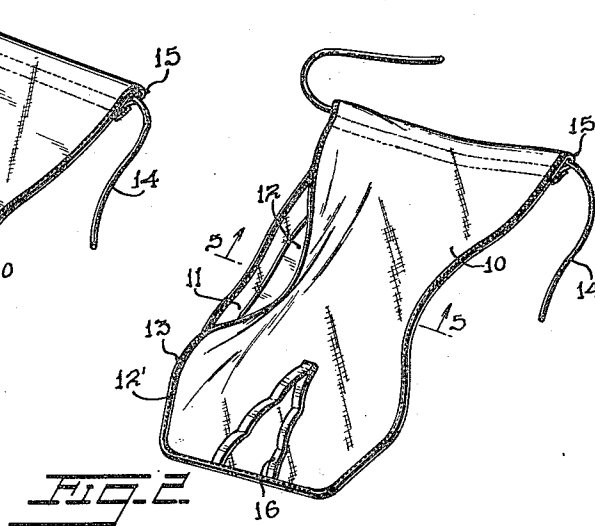
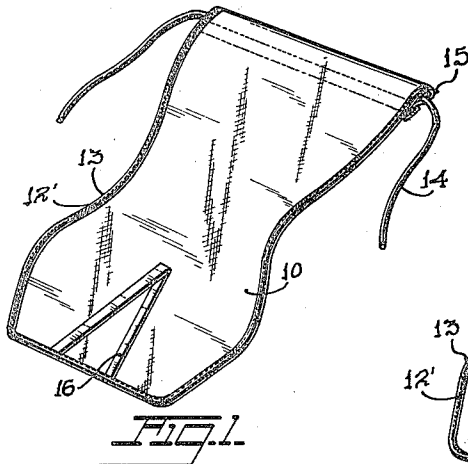
Oct. 16, 1951

R. HOWARD

2,571,577

TAPE STRING DIAPER

Filed Dec. 17, 1947



INVENTOR.
RUTH HOWARD
BY *John H. Holach*
ATTORNEY

UNITED STATES PATENT OFFICE

2,571,577

TAPE STRING DIAPER

Ruth Howard, New York, N. Y.

Application December 17, 1947, Serial No. 792,127

3 Claims. (Cl. 128—284)

1

2

This invention relates to tape string diapers.

It is an object of the present invention to provide a tape string diaper which is adjustable to babies of different sizes and which is so formed as to take the natural shape of the baby regardless of the baby's size.

It is another object of the present invention to provide in a diaper which is adaptable to babies of different sizes, an opening into which waterproof material can be extended thereby preventing a large leakage or flow from the diaper.

It is another object of the present invention to provide a diaper which is shaped to the size of the infant user and to the size of the infant's body and which is formed of a straight sided piece of material and which is collected in the center so as to allow for shaping the diaper to the infant's body. The collected material provides added absorbent material for taking up the urine of the infant and at the same time placing the material in the best location within the diaper wherein this excretia can best be located.

According to the invention, the diaper is formed with curved sides so as to better fit within the crotch of the infant. It has a back and front portion with a string, or a string and elastic on one portion and a series of loops arranged at different elevations and at different spacings from one another on the other portion to engage the strings extended from the first portion of the diameter. Tapes or draw-strings may also be attached to the end portions. This diaper can thus be used for babies of different sizes by extending the strings into one loop for a larger sized baby or into a loop at a different elevation for a smaller sized baby. The diaper may be made of two or more layers with an opening in one side adapted to receive a waterproof strip of material to prevent a large leakage flow from the diaper.

According to another form of the invention, the original piece of diaper is provided with square sides and instead of the sides being cut to fit the diaper better under the crotch of the infant, the side material is collected and placed in the center of the diaper whereby to provide added thickness thereto at the location best located to receive and hold the excretion from the infant.

For further comprehension of the invention, and of the objects and advantages thereof, reference will be had to the following description and accompanying drawing, and to the appended claims in which the various novel features of the invention are more particularly set forth.

In the accompanying drawing forming a material part of this disclosure:

Fig. 1 is a perspective view of one form of the invention with the diaper outstretched and looking directly upon the exterior side of the same.

Fig. 2 is a perspective view of the diaper with the layers being separated so that they may receive a waterproof strip of material therebetween.

Fig. 3 is a perspective view of the diaper folded about the infant with the cords tied into the upper loops as when the diaper has been fitted upon a large sized baby.

Fig. 4 is a perspective view of the waterproof sheet material which can be extended through the side of the diaper and into the interior thereof.

Fig. 5 is a cross sectional view taken on line 5—5 of Fig. 2.

Fig. 6 is a perspective view of a modified form of the invention wherein the sides of the material are collected and secured together in the center of the diaper to provide added material therewithin.

Fig. 7 is a cross sectional view taken on line 7—7 of Fig. 6.

Fig. 8 is a perspective view of the diaper material which is in the form as used to provide the diaper shown in Fig. 6.

Referring now particularly to Figs. 1 to 5, one form of diaper is made of two layers of material, indicated at 10 and 11, and is separable at one side to permit the insertion of a waterproof layer or piece 12. The layers 10 and 11 are sewed together as indicated at 13 at the ends and at one side thereof. Each of the sides are cut or curved inwardly as indicated at 12' to better adapt the diaper to the space between the legs of the baby whereby it is not so apt to irritate the baby's skin.

A cord 14 extends from each side of one portion and through a hem as indicated at 15. This cord is extended through the hem and its free end will be connected to one of a series of loops of a strip 16 arranged on the opposite portion of the diaper so as to be inclined upwardly and outwardly from a center or low point whereby to provide different elevations to which the cords can be connected so that the diaper can be better fitted to the infant. If the cord 14 is extended into a top loop as shown in Fig. 3, the diaper may be fitted to a larger baby. If on the other hand, the cord 14 is extended into a lower loop of the strip, the diaper may be fitted to a smaller infant.

As viewed in Fig. 3, it will be noted that the narrowed portion of the diaper will lie between

the legs of the baby and will not be so apt to irritate the baby's skin since there is less material at this location beneath the baby. Preferably the cords are tied separately to the loops 16 but it will be understood that they may be extended through the loops of the strip at the opposite sides of the portion and tied together.

Referring now particularly to Figs. 6, 7 and 8, the diaper is formed of an elongated piece of material 21 having straight sides, as shown in Fig. 8. This material 21 can be of double thickness or can be of single thickness as shown. One portion is provided with a hem 22 through which cord 23 is extended. Rather than cutting away the sides as in the case of the other form of the invention as indicated at 13 on Fig. 1, the material is left uncut and is gathered as indicated at 24 and sewed by stitchings 25 whereby to provide substantially the same shape or area as with the form of the invention shown in Fig. 1 but wherein there is provided additional material at the center of the diaper where it is most effective and will absorb greater amounts of moisture. Several stitchings 25 can be extended throughout the length of the diaper. The folds are taken as shown in Fig. 7 and considerable additional thickness is provided at the proper location of the diaper material to receive the most of the excretia and at the same time provide a central portion of the diaper which will better fit the crotch of the infant. The diaper will be tied to the baby in the same manner as illustrated in Fig. 3, and will be provided with the same loops 16 for receiving the cord 23.

It is to be understood that the same arrangement may be applied to triangular or three cornered diapers.

While I have illustrated and described the preferred embodiments of my invention, it is to be understood that I do not limit myself to the precise constructions herein disclosed and the right is reserved to all changes and modifications coming within the scope of the invention as defined in the appended claims.

Having thus described my invention, what I claim as new and desire to secure by United States Letters Patent is:

1. A baby diaper comprising an elongated piece of material having straight longitudinal side edges, said piece of material having folds in the center portion thereof extended parallel to the length of said piece of material, means securing said folds in position forming a multiple thickness at the center portion of the piece of material and leg receiving curved side edges intermediate the ends of said longitudinal side edges, and means securing said piece of material to an infant with its legs extended over the inwardly curved sides of the diaper.

2. A baby diaper comprising an elongated piece of material having straight longitudinal side edges, said piece of material having folds in the

center portion thereof extended parallel to the length of said piece of material, stitches securing said folds in position forming a multiple thickness absorbent area at the center portion of the piece of material and drawing inward on the longitudinal side edges of the piece of material forming reentrantly curved portions at the side of the piece of material intermediate the ends thereof, and means securing said piece of material to an infant with its legs extended over the reentrantly curved portions of the side edges of said piece of material.

3. In a baby diaper having an elongated piece of material with straight longitudinal side edges, V-shaped tapes secured at spaced points along the side arms thereof to the outer face of one end portion of the piece of material forming horizontally aligned pairs of loops, cords extended from the corners of the other end portion of the piece of material and selectively engageable with a desired pair of aligned loops to secure the piece of material in position on the body of an infant with the end portions extended upward along the front and back of the infant and with the intermediate portion of the diaper extended beneath the crotch of the infant, said V-shaped tapes having the free ends of their side arms located at the free edge of the said one end portion of said piece of material, said V-shaped tapes being of a length less than one-third the length of the piece of material so that the apex of said V-shaped tapes will be located a distance less than one-third the distance from the free end of the said one end portion, and longitudinally extending folds formed in the intermediate portion of the piece of material midway between the sides thereof forming an absorbent area of multiple thickness in the intermediate portion of the piece of material and drawing inward on the side edges of the piece of material forming reentrantly curved edge portions intermediate the ends of the piece of material to extend about the legs of the infant, and stitches securing the folds in position.

RUTH HOWARD.

REFERENCES CITED

The following references are of record in the file of this patent:

UNITED STATES PATENTS

Number	Name	Date
1,329,119	George	Jan. 27, 1920
1,694,161	Budwig et al.	Dec. 4, 1928
1,836,794	Goldstein	Dec. 15, 1931
2,062,594	McNair	Dec. 1, 1936
2,134,976	Lankenau	Nov. 1, 1938
2,242,977	Marcos	May 20, 1941

FOREIGN PATENTS

Number	Country	Date
493,819	Great Britain	Oct. 14, 1938