July 30, 1940. M. CHERNOW 2,209,714

JEWELRY

Filed May 23, 1938 2 Sheets-Sheet 1

Fig. 1.

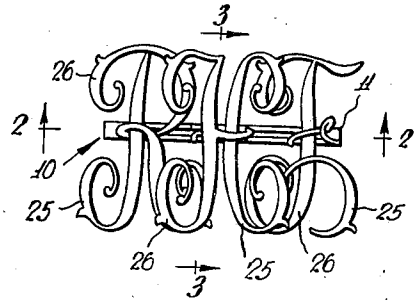


Fig. 2.

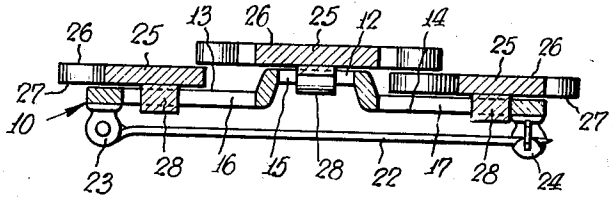


Fig. 6.

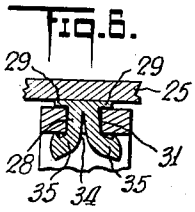


Fig. 4.

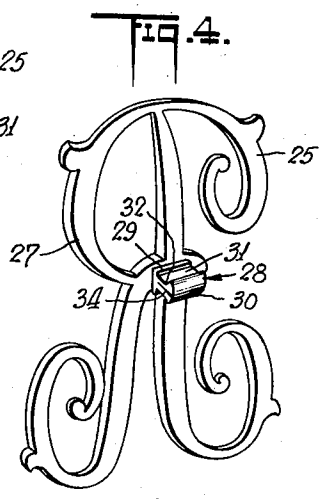


Fig. 3.

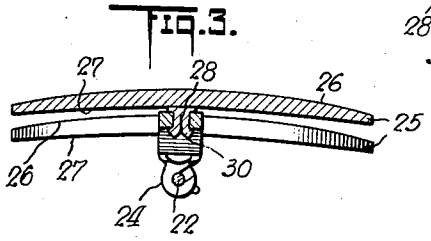


Fig. 5.

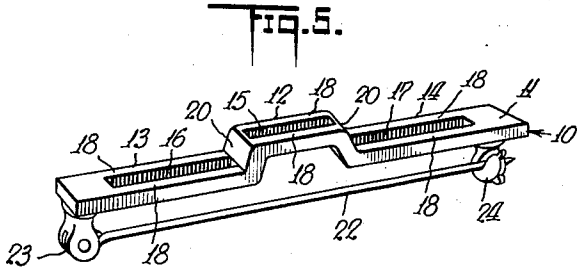


INVENTOR
*Michael Chernow*
BY
*Dean Fairbank & Hirsel*
ATTORNEYS

J-79

July 30, 1940. M. CHERNOW 2,209,714

JEWELRY

Filed May 23, 1938 2 Sheets-Sheet 2

Fig. 7.




Fig. 9.




Fig. 8.

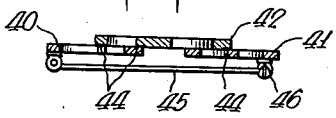


Fig. 10.

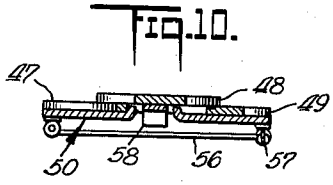


Fig. 11.

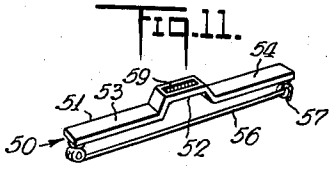


Fig. 12.

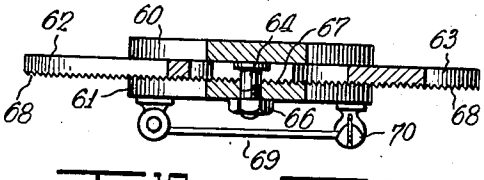


Fig. 16.

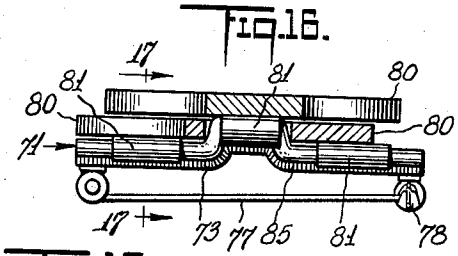


Fig. 13.

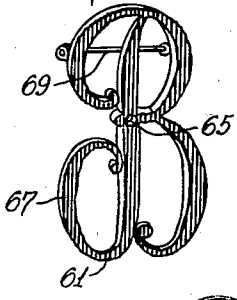


Fig. 14.

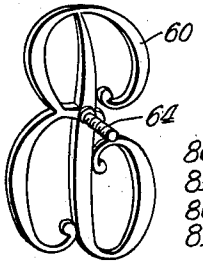


Fig. 17.

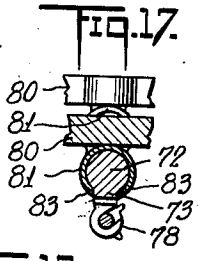


Fig. 18.

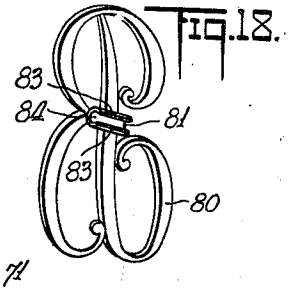


Fig. 15.




Fig. 19.

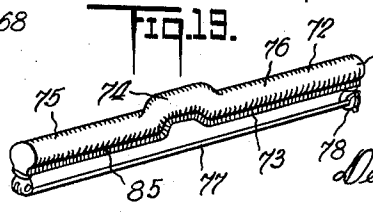


INVENTOR
Michael Chernow
BY
Dean Fairbank & Hirsch
ATTORNEYS

Patented July 30, 1940 2,209,714

# UNITED STATES PATENT OFFICE

2,209,714

## JEWELRY

Michael Chernow, Brooklyn, N. Y.

Application May 23, 1938, Serial No. 209,483

34 Claims. (Cl. 40—140)

My present invention is concerned with brooches, and other similar ornamental articles of jewelry, in which individual ornamental pieces in the form of initials or the like, are arranged to form a decorative assembly, such as a monogram.

Among the objects of the invention are to provide an ornamental article of the general type referred to, relatively inexpensive in construction, easily assembled by sales-persons as desired, and affording simple but effective means for securing the individual ornamental units in assembled position against accidental detachment.

Another object is to provide a brooch or the like, having a series of individual separately made letter units, secured in overlapping relationship to produce a highly decorative monogram assembly, presenting the appearance of interwoven initial characters.

Another object is to provide a monogram brooch, so constructed and arranged, as to impart a novel and attractive three dimensional impression of solidity.

Another object is to provide a monogram brooch, in which the means by which the individual ornamental units are secured in overlapping relationship is entirely or substantially concealed from view in wearing position.

Various other objects, features and advantages of the invention will be apparent from the following particular description, and from an inspection of the accompanying drawings, in which:

Fig. 1 is a front plan view of one form of assembled brooch embodying the present invention,

Figs. 2 and 3 are sections taken on lines 2—2 and 3—3 respectively of Fig. 1, but shown on somewhat enlarged scales,

Fig. 4 is a perspective on a somewhat enlarged scale, showing the rear face of an initial unit, in the form of construction shown in Fig. 1,

Fig. 5 is a perspective view of the carrier or support member of Fig. 1, but on a somewhat enlarged scale,

Fig. 6 is a detail section on an enlarged scale, showing a letter unit secured to a support member,

Fig. 7 is the front plan view of another form of assembled brooch, embodying the present invention,

Fig. 8 is a section taken on line 8—8 of Fig. 7,

Fig. 9 is the front plan view of another form of assembled brooch,

Fig. 10 is a section taken on line 10—10 of Fig. 9,

Fig. 11 is a perspective of the carrier or support member of Fig. 9,

Fig. 12 is a transverse section through the center of another form of assembled brooch embodying the present invention,

Figs. 13 and 14 are perspectives of the two respective letter units, conjointly forming the center character of the brooch of Fig. 12,

Fig. 15 is a perspective of one of the side letter units of the brooch of Fig. 12,

Fig. 16 is a transverse section through the center of another form of assembled brooch embodying the present invention,

Fig. 17 is a section taken on line 17—17 of Fig. 16,

Fig. 18 is a rear perspective of a letter unit forming part of the construction of Fig. 16, and

Fig. 19 is a perspective of the carrier member of Fig. 16.

In all of the embodiments of the invention shown in the accompanying drawings, there are provided two or more letter pieces in script or scroll style, formed from sheet metal as separate units, and secured together in overlapping relationship to present the appearance of an interwoven three dimensional monogram.

Referring now to Figs. 1 to 6 of the drawings, there is shown a brooch of the general type disclosed and broadly claimed in the Pollak Patent No. 1,430,682, issued on October 3, 1922, in which initial units are applied to a support member to form a monogram. In this embodiment, there is provided a metal carrier member 10, comprising an elongated bar 11, presenting a central comparatively short outwardly offset section 12, and two longer substantially aligned wing sections 13 and 14. These sections 12, 13 and 14 are adapted respectively to retain the individual ornamental pieces in two different planes, as will be hereinafter described, and for that purpose are respectively provided with slots 15, 16 and 17 extending longitudinally of the bar, and forming opposed parallel rails 18. The unslotted portions 20 of the bar 11, between the central section 12, and the respective wing sections 13 and 14, serve to anchor the ends of said rails adjoining said unslotted portions against transverse relative movement, while permitting the intermediate portions of said rails to flex resiliently to a limited extent for the purpose hereinafter made apparent.

The inner side of the bar 11 is provided with a conventional fastening pin 22, hinged to ears 23

thereon near one end, and a pin keeper 24 also of conventional construction, near the other end.

The individual decorative pieces adapted to be attached to the carrier member 10 are shown in the form of capital letters 25, substantially of the script type, and are desirably made of thin metal with their outer surfaces 26 polished or otherwise ornamented. Each of these letter units 25 is provided on its inner side 27 near the center thereof with a lug 28, soldered or otherwise secured to or forming an integral part of said unit, and desirably formed with a rounded head 30 and a web 31 of slightly reduced width. The base of the lug 28 is desirably formed with outwardly extending flanges 29, to hold more solder so as to more effectively secure the lug to its respectively letter unit 25, and to form a spacer between the bar 11 and said unit in assembled position of the brooch, as will hereinafter be made more apparent. The lug 28 is split by a slot 34 to form a pair of opposed prongs 35, which may be pressed together for insertion of said lug in its respective bar slot, and which can be spread apart for secure attachment to the carrier bar, as will be more fully discussed hereinafter.

In securing the letter units 25 to the carrier member 10, the lugs 28 of each of said units are inserted through the slot of the respective bar section from the outer side thereof, so that two of said units will be secured to the respective wing sections 13 and 14, while the other unit will be retained against the center bar section 12 forwardly of the first mentioned units, and in overlapping relationship therewith. The two prongs 35 of each lug 28 may be spread apart sufficiently, and may have sufficient resilient action to be frictionally retained in their respective bar slots, and with this construction the rounded lug heads 30 have a smooth wedging action on the opposed rails 18 when forced therebetween, effecting thereby resilient movement of said prongs together until they are snapped into latch engagement with said rails. In this latched position, the enlarged lug heads 30, extending beyond the inner side of the bar, will form abutments to retain the lugs 28 against accidental withdrawal from their respective slots. The inner corners 32 of the lug heads 30 are desirably filleted to permit withdrawal of the lugs from their respective retaining slots.

After the lugs 28 have been inserted in their respective bar slots, a tool such as a screw is desirably inserted in the lug slots 34, and oscillated to bend the outer ends of the prongs firmly against the rear surface of the carrier bar 11, as shown in Figs. 3 and 6. The two rails 18 will resiliently yield slightly apart by this operation, so that the letter units 25 are securely retained against accidental slide movement along the bar carrier 11. If it is desired to remove the letter units 25 from the bar carrier 11, a pair of pliers may be applied to the outer ends of the lug prongs 35, to bring them together, and permit them to be withdrawn from their respective bar slots. The two prongs 35 can then be spread apart again by the use of a screw driver or the like, to permit reuse of the letter units 25. It is seen therefore, that the lugs 28 need not have a latch connection with the carrier bar 11, but may be small enough to fit loosely in the bar slots, since the bending operation would assure firm attachment of said lugs with the bar carrier 11, even with an original loose connection between said bar carrier and said lugs.

In assembled position, the lug flanges 29, serving to space the inner sides of the letter units 25 a short distance from their respective bar sections, will permit the use of a tool between the bar carrier 11 and the respective letter units, to pry said letter units loose from said carrier bar, without distorting or scratching the finished surfaces of said units.

In assembling the brooch, the side letter units 25 are positioned in their proper place on the respective wing sections of the carrier bar 11, and then pressed to insert their respective lugs in the slots of said bar sections. The center letter unit 25 is then positioned in its proper place with respect to the side letter units, and pressed to insert its lug 28 in the bar slot 15. In this position, the center letter unit 25, overlapping the side letter units, will give the impression of a monogram having interwoven characters.

The thickness of the letter units 25 are so correlated with the extent of offset of the center bar section 12, that in assembled position, the outer surfaces of the units secured to the wing sections 13 and 14 will be substantially in the plane of the outer side of said center bar section. The lug flanges 29 of the central letter unit 25, will space said latter unit forwardly of the other wing units 25.

The letter pieces 25 are manufactured, sold and handled as individual units, and a dealer having a stock of the entire alphabet of said pieces, can very readily assemble a monogram having the desired initial characters. The possessor of the carrier member 10 may own letter units of different types, so that by interchanging said units, she may obtain different ornamental monogram effects.

If desired, instead of securing three letter units 25 to the carrier member 10, as indicated, only two of such units may be mounted on the side bar sections 13 and 14 respectively, the center offset bar section between these two units, enhancing the decorative appearance of the assembly.

In the form of construction shown in Figs. 7 and 8, the two side letter units 40 and 41 are substantially of the same height, and the center letter unit 42 is desirably of greater height and partially overlaps said side units. These letter pieces are simply and effectively secured together as a unit, by soldering the side pieces 40 and 41 to the central piece 42 at some or all of the spaced points where the latter piece overlaps said side pieces, as for instance, at sections 44.

On the rear side of one of the side letter units, as for instance unit 40, there is pivotally secured a pin 45, and on the rear side of the other side letter unit, there is secured a pin keeper 46 for holding said pin in closed position. Although the pin and pin keeper are shown secured to the upper part of the monogram unit, they may be secured to the central part thereof. Also, if desired, they may be secured to the central letter unit 42.

In the form of construction shown in Figs. 9 to 11, three letter units 47, 48 and 49 are grouped and secured together into a monogram unit by soldering or the like, in a manner similar to that shown in Figs. 7 and 8. This monogram unit is adapted to be removably secured to a carrier member 50, which in certain respects is similar to the carrier member 10 of the construction of Figs. 1 to 5, and which, in its modified form, comprises a bar 51 having a central offset longitudinally slotted sections 52, and a pair of aligned

wing sections 53 and 54, shown unslotted. Secured to the rear side of the bar 51 is a pivoted pin 56, and a pin keeper 57 therefor.

The rear side of the central letter unit has secured desirably to the central portion thereof, by soldering or otherwise, a lug 58, which is shown of the split type in accordance with the form of Figs. 1 to 6.

After the letter pieces are grouped and soldered together as a unit, they may be removably attached to the carrier member 50, by pressing the lug 58 through the slot 59 of the central bar section 52. This lug 58 will either have a latch engagement with the central bar section 52, or will have its prong sections bent, as already indicated with reference to the construction of Figs. 1 to 6, to form a firm attachment of said lug to said bar section.

In the form of construction shown in Figs. 12 to 15, there are provided two central letter units 60 and 61 of identical configuration, disposed in parallel spaced relationship, and conjointly forming the central character of the monogram. Clamped between these two letter units 60 and 61, are the side letter units 62 and 63, desirably of a height smaller than that of the central units 60 and 61. For clamping purposes, the front initial unit 60 has secured to the rear side thereof by soldering or the like, a threaded stud 64, passing through a hole 65 in the other central initial unit 61, and receiving a nut 66 on its outer projecting end.

In order to render the clamping action more effective, the outer or front surface 67 of the rear central letter unit 61, and the rear surface 68 of the side letter units 62 and 63 are desirably roughened, as for instance, by corrugations extending lengthwise thereof. In this manner, the various letter units are effectively held together, and relative slidable adjustment of said units may be effected without scratching the finished exposed surfaces of said units, since the corrugations do not engage said surfaces.

A pivoted pin 69 and a pin keeper 70 may be supported on the rear side of the rear central letter unit 61, or if desired, said members may be carried by two side letter units 62 and 63, as in the construction of Figs. 7 and 8.

The double layer effect of the central characters 60 and 61 not only enhances the interwoven appearance of the monogram group, but also gives it added three dimensional solidity. Furthermore, the portion of the corrugated surface 67 on the front side of the rear letter unit 61, which might be exposed to view in an oblique direction, adds to the ornamental appearance of the monogram. If desired, the front surface 67 of the rear central unit 61 may be of dark color, so that said unit will have the appearance of being a shadow of the front central unit 60, or may be colored in any desired manner to give a vari-colored effect to the monogram group.

The construction of Figs. 12 to 15 has the added advantage of eliminating the need of a carrier bar, so that no means for securing the letter units together are visible in the wearing position of the brooch.

In the form of construction shown in Figs. 16 to 19, the carrier member includes a bar 71, having a cylindrical portion 72 along its front side, and a rail 73 of rectangular cross-section extending longitudinally along its rear side. This bar 71 has a central offset section 74, and a pair of aligned wing sections 75 and 76, and secured to the rear side of said bar is the conventional pivoted pin 77 and pin keeper 78.

Each of the letter units 80 has soldered or otherwise secured to its inner or rear side near the center thereof, a bar engaging bracket shown in the form of a spring metal clamp 81, transversely curved its full length, to conform substantially with the cylindrical contour of the bar portion 72, and having its exposed edges 83 interspaced to form a longitudinal gap 84 therebetween. The width of this gap 84 is less than the diameter of the circular bar portion 72, so that the clamp 81 can be snapped on into frictional engagement with said cylindrical bar portion, as shown in Figs. 16 and 17.

In order to hold the individual letter units 80 in selective slide position on the bar 71, while permitting limited slide adjustment of said units therealong, the clamp edges 83 are desirably serrated, and engage corrugated or otherwise roughened side surfaces 85 of the rail projection 73.

In assembling the construction of Figs. 16 and 19, the two separate side letter units are clamped to their respective winged bar sections 75 and 76, and the central letter unit is clamped on to the central center offset bar 74, in a manner indicated. If desired, the three letter pieces may be secured together into a monogram unit by soldering or the like, in a manner disclosed with reference to the constructions of Figs. 7 to 11, in which case the center letter unit only, need be provided with a clamp 81 for frictional engagement with the offset bar section 74.

The various letter units, when mounted on the carrier bar 72, have the central unit 80 spaced a small distance forwardly of the two side letter units, so that relative slidable adjustment of the various letter units will not effect scratching of the finished surface of said units.

Although in the forms of construction shown in Figs. 1 to 6, 9 to 11 and 16 to 19, the offset portion of the carrier bar is provided in the center thereof, as far as certain aspects of the invention are concerned, said offset section may be provided along any desired portion of said bar.

As many changes could be made in the above construction, and many apparently widely different embodiments of this invention could be made without departing from the scope of the claims, it is intended that all matter contained in the above description or shown in the accompanying drawings, shall be interpreted as illustrative, and not in a limiting sense.

Having thus described my invention, what I claim as new and desire to secure by Letters Patent, is:

1. An ornamental article of jewelry, comprising a pair of separate substantially rigid letter units of the script or scroll type, disposed abreast of each other, and a third like letter unit, disposed substantially centrally with respect to said first mentioned units, and partially overlapping the front of one of said units, and disposed in partially overlapping relationship with respect to the other of said first mentioned units, to form a monogram affording the appearance of interwoven characters.

2. An ornamental article of jewelry, comprising a pair of separate substantially rigid letter units of the script or scroll type, disposed abreast of each other in the same plane, and a third like letter unit, disposed substantially centrally with respect to said first mentioned units, and partially overlapping the front of both of said first

mentioned units, to form a monogram affording the appearance of interwoven characters.

3. An ornamental article of jewelry, comprising an elongated carrier bar, having an offset section, and a plurality of ornamental pieces grouped together in partially overlapping relationship, one of said pieces being secured to said offset section and the remainder of said pieces being affixed in place with respect to the rest of the structure.

4. An ornamental article of jewelry, comprising an elongated carrier bar, having an offset section, and a plurality of ornamental pieces, grouped in partially overlapping relationship, one of said pieces having a latch connection to said offset section and the remainder of said pieces being affixed in place with respect to the rest of the structure.

5. A brooch, comprising an elongated carrier bar, having an offset section, and a plurality of separate letter units, grouped together in partially overlapping relationship to form a monogram, one of said units being secured to said offset section and the remainder of said pieces being affixed in place with respect to the rest of the structure.

6. An ornamental article of jewelry, comprising an elongated carrier bar, having an offset section substantially in the center thereof, and a pair of aligned wing sections, and a plurality of separate ornamental pieces, grouped in partially overlapping relationship, the central of said pieces being secured to said offset section and the lateral ornamental pieces being affixed in place with respect to the rest of the structure.

7. A brooch, comprising an elongated carrier bar, having an offset section, and a plurality of separate letter units, grouped into partially overlapping relationship to form a monogram, one of said units having a latch engagement with said offset section, and the other units having a latch connection to other portions of said carrier bar.

8. A brooch, comprising an elongated carrier bar, having an offset section substantially in the center thereof, and a pair of aligned wing sections, and a plurality of separate lateral initial units, each being separately secured to its respective bar section, the center unit extending forwardly of the lateral units, and partially overlapping said lateral units to present the effect of an interwoven monogram.

9. An ornamental article of jewelry, comprising an elongated carrier bar, having an offset longitudinally slotted section, and a plurality of separate ornamental pieces, grouped in partially overlapping relationship, one of said pieces having a lug frictionally retained in the slot of said offset section and the remainder of said pieces being affixed in place with respect to the rest of the structure.

10. A brooch, comprising an elongated carrier bar, having an offset longitudinally slotted section, substantially in the center thereof, and a pair of aligned wing sections, and a plurality of separate letter units, grouped in partially overlapping relationship to form a monogram, the central of said units having a lug, frictionally retained in the slot of said offset section and the lateral letter units being affixed in place with respect to the rest of the structure.

11. A brooch comprising an elongated carrier bar, having an offset section substantially in the center thereof, and a pair of aligned wing sections, each of said bar sections having a slot extending longitudinally thereof, and a plurality of separate ornamental units, each having a lug frictionally retained in its respective slot, to support the central of said ornamental pieces in a plane in front of that of the lateral pieces.

12. A brooch, comprising an elongated carrier bar, having an offset longitudinally slotted section, and a plurality of separate ornamental units grouped together in overlapping relationship, and one of said units having a lug on the rear side thereof, provided with an enlarged head for latch engagement with the slot of said offset section.

13. A brooch, comprising an elongated carrier bar, having an offset section substantially in the center thereof, and a pair of aligned wing sections, each of said bar sections having a slot extending longitudinally thereof, and a plurality of separate letter units, each having a lug frictionally retained in its respective slot, the center unit extending forwardly of the other units, and partially overlapping said latter units to present the effect of an interwoven monogram.

14. A brooch, comprising an elongated carrier bar, having an offset section substantially in the center thereof, and a pair of aligned wing sections, each of said bar sections having a slot extending longitudinally thereof, and a plurality of separate initial units, each having on the rear side near the center thereof a lug, provided with an enlarged head for latch engagement in its respective slot, to secure said units in monogram relationship, with the center unit, partially overlapping the other units to produce an interwoven effect.

15. A brooch, comprising an elongated carrier bar, having a longitudinal slot therein, and a plurality of separate initial units grouped in partially overlapping relationship to form a monogram, one of said units having a split lug with an enlarged head latched in said slot and the remaining units being affixed in place with respect to the rest of the structure.

16. A brooch, comprising a plurality of separate letter pieces, secured together in partially overlapping relationship to form a monogram unit, a carrier bar, and means secured to the rear side of one of said pieces for frictionally engaging said bar and the remainder of said pieces being affixed in place with respect to the rest of the structure.

17. A brooch, comprising a plurality of separate letter pieces, secured together in partially overlapping relationship to form a monogram unit, a carrier bar having an offset section, and means secured to the rear side of said unit for removably supporting said monogram unit on said bar and the remainder of said pieces being fixed in place with respect to the rest of the structure.

18. An ornamental article of jewelry comprising a plurality of identical letter units, disposed parallel to each other in opposed relationship, a pair of separate letter units, and means for clamping said letter units between said first mentioned units on the respective sides thereof, to form a monogram affording the appearance of interwoven characters.

19. An ornamental article of jewelry, comprising a pair of identical letter units, disposed parallel to each other in opposed relationship, a pair of separate letter units, having a height smaller than the height of said first mentioned letter units, and means for clamping said second pair of letter units between said first mentioned

units on the respective sides thereof, to form a monogram affording the appearance of interwoven characters.

20. An ornamental article of jewelry, comprising a pair of identical letter units, disposed parallel to each other in opposed relationship, the front side of the rear unit being roughened to afford a clamping surface, a pair of separate letter units, and means for clamping said latter units between said first mentioned units on the respective sides thereof, to form a monogram affording the appearance of interwoven characters.

21. An ornamental article of jewelry, comprising a pair of identical letter units, disposed parallel to each other in opposed relationship, a pair of separate letter units, and means for clamping said letter units between said first mentioned units on the respective sides thereof to form a monogram, the front side of the rear unit of said first mentioned pair, and the rear side of said second mentioned pair being roughened, to afford clamping surfaces.

22. A brooch, comprising a pair of identical letter units, disposed parallel to each other in opposed relationship, a pair of separate letter units, disposed between said first mentioned units on the respective sides thereof, and having portions thereof extending outwardly beyond said first mentioned units, and a stud connected to one of the said first pair of units, and passing through a hole in the other of said first pair of units, and a nut threaded on to said stud for clamping said units together.

23. A brooch, comprising a carrier bar, and a plurality of letter units, grouped together in partially overlapping relationship to form a monogram, the rear side of one of said units being provided with a clamp, for frictionally embracing said carrier bar and the remainder of said units being affixed in place with respect to the rest of the structure.

24. A brooch, comprising a carrier bar having a substantially cylindrical portion, a plurality of letter units, grouped together to form a monogram, and a clamp of substantially C-shaped cross-section, secured to the rear side of one of said units, and adapted to frictionally embrace said cylindrical bar portion and the remainder of said units being affixed in place with respect to the rest of the structure.

25. A brooch, comprising a carrier bar, having a substantially cylindrical portion, and a rail, extending longitudinally along one side thereof, and presenting a roughened side surface, a plurality of letter units, grouped together to form a monogram, one of said units having secured to the rear side thereof a clamp of substantially C-shaped cross-section, having a serrated longitudinal edge, said clamp being adapted to frictionally embrace said cylindrical bar portion with its serrated edge in engagement with the roughened side surface of said rail, to hold said units against sliding movement along said bar.

26. A brooch, comprising a carrier bar, a plurality of separate letter units grouped together in partially overlapping relationship to form a monogram, and a clamp on the rear side of each of said units, adapted to frictionally embrace respective portions of said bar carrier.

27. A brooch, comprising a carrier bar, having a central offset section, a plurality of letter units, grouped together in partially overlapping relationship to form a monogram, and a clamp secured to the rear side of one of said units, and adapted to frictionally embrace said offset bar section and the remainder of said letter units being affixed in place with respect to the rest of the structure.

28. A brooch, comprising a carrier bar, having a central offset bar section, and a pair of aligned wing sections, a plurality of letters units, each having on the rear side thereof a clamp adapted to frictionally embrace respective bar sections to secure said units in monogram relationship, with the center unit partially overlapping the other units to produce an interwoven effect.

29. An article of jewelry comprising a carrier bar, a plurality of letter units grouped in monogram relationship, and a latch connection between said bar and at least one of said units at a rear section thereof, substantially in its medial plane transverse of its length and the remainder of said letter units being affixed in place with respect to the rest of the structure.

30. An article of jewelry comprising a carrier bar, a plurality of letter units, and fastening means disposed on the rear side of each of said units along substantially the medial plane transverse of the length of said units, all of said fastening means being removably secured respectively to said carrier bar at spaced sections thereof, to group and support said units in monogram relationship.

31. An article of jewelry comprising a carrier bar, a plurality of letter units, each having a lug on the rear side thereof along substantially the medial plane transverse of the length of said unit, said carrier bar having conformations effecting latch connections with said lugs respectively to support said units in monogram relationship.

32. An article of jewelry, comprising an elongated carrier bar having a slot therein and a plurality of letter units grouped in partially overlapping relationship to form a monogram, one of said units having a split lug defining a pair of opposed prongs, said lug passing through said slot, and having the outer ends of said prongs bent outwardly into engagement with said bar and the remainder of said letter units being affixed in place with respect to the rest of the structure.

33. An article of the character described, comprising a bar having portions thereof in substantially parallel planes, and a plurality of interchangeable characters, each being adapted to be fixed to the bar in the same relative position and being wider than the said portions, whereby the characters when assembled will partially overlie one another.

34. A bar for a monogram or like device, comprising a plurality of offset portions, each portion being adapted to contact a character of the monogram.

MICHAEL CHERNOW.