

(19) World Intellectual Property Organization  
International Bureau



(43) International Publication Date  
14 June 2001 (14.06.2001)

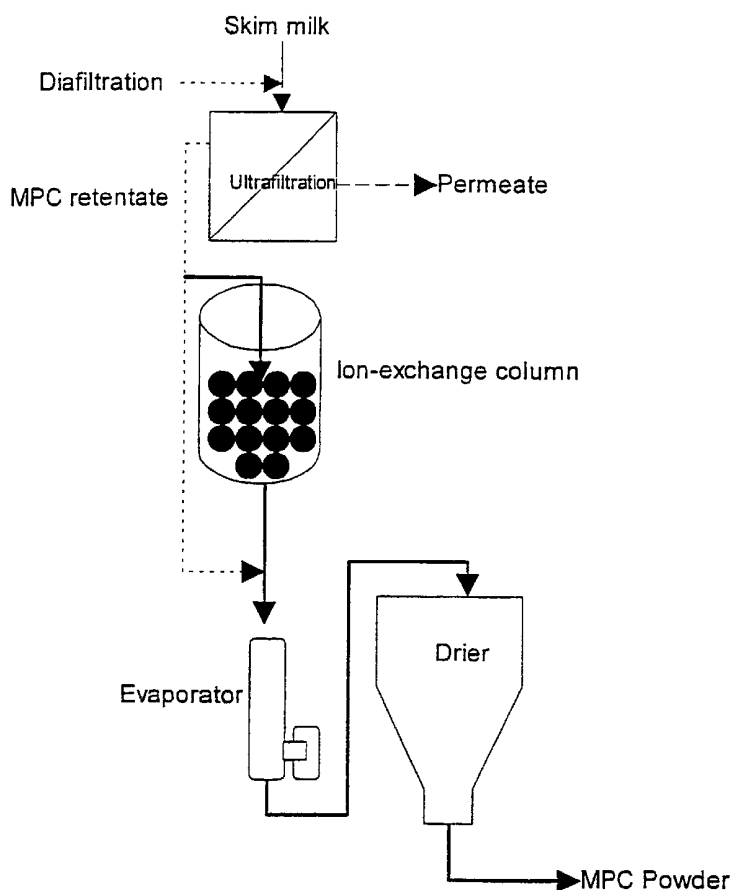
PCT

(10) International Publication Number  
**WO 01/41579 A1**

- (51) International Patent Classification<sup>7</sup>: A23C 9/146, 9/14, 9/156
- (71) Applicant and  
(72) Inventor: BHASKAR, Ganugapati, Vijaya [NZ/NZ]; New Zealand Dairy Research Institute, Fitzherbert West, Palmerston North (NZ).
- (21) International Application Number: PCT/NZ00/00247
- (74) Agents: CALHOUN, Douglas, C. et al.; A J Park, 6th Floor, Huddart Parker Building, Post Office Square, P.O. Box 949, Wellington 6015 (NZ).
- (22) International Filing Date:  
11 December 2000 (11.12.2000)
- (25) Filing Language: English
- (81) Designated States (*national*): AE, AG, AL, AM, AT, AU, AZ, BA, BB, BG, BR, BY, BZ, CA, CH, CN, CR, CU, CZ, DE, DK, DM, DZ, EE, ES, FI, GB, GD, GE, GH, GM, HR, HU, ID, IL, IN, IS, JP, KE, KG, KP, KR, KZ, LC, LK, LR, LS, LT, LU, LV, MA, MD, MG, MK, MN, MW, MX, MZ, NO, NZ, PL, PT, RO, RU, SD, SE, SG, SI, SK, SL, TJ, TM, TR, TT, TZ, UA, UG, US, UZ, VN, YU, ZA, ZW.
- (26) Publication Language: English
- (30) Priority Data:  
501675 9 December 1999 (09.12.1999) NZ
- (71) Applicant (*for all designated States except US*): KELLS, Brian, Ashley [NZ/NZ]; New Zealand Dairy Research Institute, Fitzherbert West, Palmerston North (NZ).
- (84) Designated States (*regional*): ARIPO patent (GH, GM, KE, LS, MW, MZ, SD, SL, SZ, TZ, UG, ZW), Eurasian

[Continued on next page]

(54) Title: MILK PRODUCT AND PROCESS



(57) Abstract: The invention relates to a translucent milk drink and a method for preparing it. The drink may be prepared by (a) providing an opaque milk starting material having a pH in the range of 5.6-8.0, preferably 5.6-7.0, most preferably 5.7-6.5; (b) contacting at least a portion of the starting material with a cation exchanger until the percentage transmission of the material (when separated from the exchanger) rises to at least 5 %, preferably at least 25 %, more preferably at least 40 %; (c) optionally mixing the translucent milk sample with another milk sample while retaining the percentage transmission at least 5 %, preferably at least 25 %, more preferably at least 40 %. The milk drink may be used as the base for a soft drink like milk drink, which may be carbonated.

WO 01/41579 A1



patent (AM, AZ, BY, KG, KZ, MD, RU, TJ, TM), European patent (AT, BE, CH, CY, DE, DK, ES, FI, FR, GB, GR, IE, IT, LU, MC, NL, PT, SE, TR), OAPI patent (BF, BJ, CF, CG, CI, CM, GA, GN, GW, ML, MR, NE, SN, TD, TG).

— *Before the expiration of the time limit for amending the claims and to be republished in the event of receipt of amendments.*

**Published:**

— *With international search report.*

*For two-letter codes and other abbreviations, refer to the "Guidance Notes on Codes and Abbreviations" appearing at the beginning of each regular issue of the PCT Gazette.*

## MILK PRODUCT AND PROCESS

### 5 TECHNICAL FIELD

This invention relates to novel milk products.

### 10 BACKGROUND ART

Milk and flavoured milks have received wide acceptance among consumers for centuries. Much of this acceptance has related to recognition of the valuable nutrient content of the drinks.

15 Soft drinks and particularly carbonated soft drinks have also received wide acceptance based primarily on flavour, appearance and carbonation, despite a poor nutrient content.

20 US Patent 4,676,988 discloses a process in which milk is contacted with a strong cation-exchange resin in acid form for a time sufficient to lower the pH in the milk to between 1.5 and 3.2. In this process the milk cations are exchanged with hydrogen ions. The decationised milk is contacted with a strong anion-exchange resin in base form for a time sufficient to raise the pH of the milk to the value of about 3.5 - 4.5. This material is mixed with decationised, deanionised fruit juice to form a drink. This process has disadvantages in that it consists of numerous steps and involves adjusting the pH of a milk  
25 to a pH at which denaturation of proteins occurs.

It is an object of the present invention to provide an improved milk drink base suitable for making milk drinks more like soft drinks; and/or, milk drinks like soft drinks derived from the base; and/or processes for the preparation of the base and the milk drinks like soft  
30 drinks and/or provide the public with a useful and nutritious choice.

### DISCLOSURE OF THE INVENTION

35 In one aspect the invention provides a method of preparing a translucent milk drink comprising:

- 2 -

- (a) providing an opaque milk starting material having a pH in the range 5.6-8.0 preferably 5.6-7.0, more preferably 5.7-6.5;
- (b) contacting at least a portion of the starting material with a cation exchanger until the percentage transmission of the material (when separated from the exchanger) rises to at least 5%, preferably at least 25%, more preferably at least 40% when measured as herein described;
- (c) optionally mixing the translucent milk sample with another milk sample while retaining the percentage transmission of at least 5%, preferably at least 25%, more preferably at least 40%

Translucency of milk was measured with a Turbiscan MA 2000 Macroscopic Analyser (Formulaction, Toulouse, France) using transmission of a pulsed near infrared (NIR) light source ( $\lambda = 850$  nm). The sample is contained in a special sample cell and NIR is passed through the sample and a transmission detector receives the light, which goes through the sample. The transmission detector acquires the transmitted light flux (in %) as a function of the sample height (65 mm). For the definition of translucency, we have taken an average value of transmission from 20 mm to 50 mm height of the sample cell. The pathlength is 1 cm.

In a second aspect the invention provides a method of preparing a translucent milk drink comprising:

- (a) providing an opaque milk starting material having a pH in the range 5.6 to 8.0, preferably 5.6-7.0, more preferably 5.7-6.5;
- (b) removing at least 50-100%, preferably 60-100% more preferably 80-100% of calcium therein by cation exchange on a cation exchanger;
- (c) optionally mixing the calcium-depleted milk sample with another milk sample while retaining the percentage calcium depletion in the range 50-100%, preferably 60-100%, more preferably 80-100%.

In preferred forms of the invention the opaque milk starting material is chosen from skim milk, milk protein concentrate (MPC) or milk protein isolate (MPI).

The preferred cation exchangers are based on resins bearing strongly acidic groups, preferably sulphonate groups.

- 3 -

In a third aspect the invention may be said to broadly consist in a translucent milk drink prepared by the method of either the first or second aspect of the invention.

5 In a fourth aspect the invention may be said to consist in a translucent milk drink having a pH in the range 5.6 to 8.0, preferably 5.6 to 7.0 more preferably 5.7-6.5.

10 In a fifth aspect the invention provides a nutritional milk drink wherein the base is a translucent milk of the third or fourth aspect of the invention which also includes one or more of a flavouring, a colouring and carbonation. In a preferred form, flavouring, colouring and carbonation are all present.

Preferably in each aspect of the invention the translucent milk product contains greater than 0.8% (w/v), preferably greater than 2% (w/v) milk protein.

15 By the term "opaque milk starting material" is meant milk, skim milk or a milk derived product containing casein and whey proteins with 5-60% of the protein being whey proteins. Preferably the starting material has substantially the same proportions of casein and whey proteins as milk. Preferably the fat content is less than 10% (w/w) of the protein content. If whole milk is used a fat removal step is also required (e.g. by  
20 centrifugation) before measurement of translucency.

The term "skim milk" means skim milk separated from whole milk of mammals which optionally has been pasteurised and includes diluted, ultrafiltered or concentrated partly de-mineralised skim milk in which the carbohydrate level has been adjusted provided  
25 always that the original percentages of casein to whey proteins have remained substantially unaltered.

The term "milk protein concentrate" (MPC) refers to a milk protein product in which greater than 55%, preferably greater than 70%, more preferably greater than 75% of the  
30 dry matter is milk protein. The ratio of casein to whey proteins is approximately that of milk.

The term "milk protein isolate" (MPI) refers to a milk protein composition comprising substantially unaltered proportion of casein to whey proteins wherein the dry matter  
35 consists of greater than 85% milk protein.

- 4 -

MPC and MPI may be prepared by ultrafiltration of skim milk where the ultrafiltration membrane has a molecular weight cut off of 10,000 or lower. Diafiltration may also be used.

5 If MPC or MPI is used it is possible to generate a solution with 10-12% (w/v) protein which is still translucent.

10 The pH range chosen brings considerable advantages. Below pH 5.6 the solutions tend to coagulate. Above pH 8.0 the taste is inferior and the solution is not suitable for carbonation. Values for pH below 7.0 are preferred. If the cation exchange process results in the product having a pH greater than 7.0 it is preferred to reduce the pH, for example by addition of citric acid solution.

15 A preferred strong acid cation exchange resin for use in the invention is IMAC HP 111 E manufactured by Rohm & Haas. This resin has a styrene divinylbenzene copolymer matrix. The functional groups are sulphonic acid groups that can be obtained in the Na<sup>+</sup> form or alternatively converted to the K<sup>+</sup> form. It is preferred that the ion exchange resin be in the Na<sup>+</sup> and/or K<sup>+</sup> form.

20 By manipulating the pH, and the choice of cation it is possible to vary the flavour of the translucent milk produced. For some circumstances it will be useful to provide micronutrient cations in addition to sodium or potassium. One preferred cation for use with sodium and or potassium is magnesium.

25 The use of strong acid cation exchangers is preferred because with weak acid cation exchangers, phosphate is also removed which results in lower nutritional value and a non-translucent product.

30 The process is preferably carried out in a cool temperature in the range 4°C to 12°C but may be carried out at temperatures as high as 50°C.

35 The translucent milks of the invention can be converted into a soft drink like milk drink by addition of small amounts of other components, especially colour and flavour. Typically 0.1 to 3% each of vitamins, flavour, preservatives, thickeners, flavour enhancers and the like are added. Materials suitable for carrying out these functions in drinks are well known.

- 5 -

For convenience, a dried product can be prepared from the translucent milk. The drying may be by standard techniques. The product may be reconstituted in water to prepare a translucent milk. It has good suspendability even in cold water at 4°C to 12°C. Colourings and flavourings may be present in the dried product or may be added subsequently.

In addition to drinks, the translucent milk products may be used to form nutritious gels and jellies. These may be prepared using conventional gelling agents.

Especially preferred are carbonated drinks. Carbonation can be carried out by means known to those skilled in the art. Example 5 herein illustrates carbonation using dry ice. Other options include using commercial carbonation systems.

## BRIEF DESCRIPTION OF THE DRAWINGS

Figure 1 shows % transmission of skim milk with varying % calcium depletion and comparison with ginger beer and freshup orange juice.

Figure 2 is a schematic drawing of a process for preparing a calcium depleted MPC powder.

## EXAMPLES

The following examples further illustrate practice of the invention.

### Example 1 - Determination of Translucency

#### Determination of Translucency

Translucency of milk is measured using transmission of a pulsed near infrared (NIR) light source ( $\lambda = 850$  nm) using **Turbiscan**. The sample is contained in a special sample cell and NIR is passed through the sample and a transmission detector receives the light, which goes through the sample. The transmission detector acquires the transmitted light flux (in %) as a function of the sample height (65 mm). For the definition of translucency, we have taken an average value of transmission from 20 mm to 50 mm height of the sample cell. The pathlength is 1cm.

- 6 -

Figure 1 shows the translucency of various calcium-depleted skim milks and two commercial products. The ginger beer is the "Bunderburg" ginger beer and the freshup is the "Freshup" orange juice. Freshup has a transmission value of 7%, whereas ginger beer has a transmission value of 40%. The transmission values given Figure 1 indicates that for "Ginger beer" type of translucency, about 60% depletion of calcium is required and for the "Fresh-up" type translucency about 40% of calcium removal is required.

### Example 2 - Preparation of Translucent Milk From Skim Milk

Skim milk of composition given in Table 1 was adjusted to pH of 5.8 using 3.3% citric acid. After 15 min, the pH of skim milk was measured. Due to buffering of milk, the pH of the acidified milk increases by 0.1 to 0.15 units. The pH was again adjusted to 5.8 with some more 3.3% citric acid.

To remove 80% of calcium from skim milk having a calcium content of about 33 mM/kg, a skim milk to resin ratio of about 12 is used. For example 200 ml of skim milk at a pH of 5.83 was contacted with 17 g of resin, in 500 ml beaker and stirred constantly with a magnetic stirrer. The resin was an IMAC HP 111 E, a strong cation exchange resin with a total exchange resin with a total exchange capacity of 2 req/L of sodium. The resin is manufactured by Rohm & Haas and has sulphonic acid functional groups.

The stirrer speed is such that all the resin is suspended in the skim milk and its pH is monitored. The pH of the mixture increases with time- such as 6.15 at 5 min, 6.32 in 15 mins and after 25 minutes the pH reached a final value of 6.47. At this time the resin was separated from mixture and its calcium content is measured. Table 2 gives typical pHs and calciums of skim milk at different skim milk to resin ratios, as well as their translucency transmission values.

**Table 1 – Milk Composition**

Component	Skim Milk (%)
Ash	0.76
Lactose	5.17
Fat	0.06
Casein Protein	2.88
Whey Protein	0.58



- 7 -

Total Protein	3.67
---------------	------

**Table 2 Compositions of calcium depleted skim milks**

Skim milk (ml)	200	200	200	200
Skim milk pH	5.83	5.83	5.83	5.83
Resin weight (g)	0	10	14	17
Final calcium	32.7	16.9	12.4	6.7
Final pH	5.83	6.24	6.4	6.5
Percentage calcium depletion	0	48	62	80
Transmission value (%)	0	17.8	45.2	55.7

**Example 3 Manufacture of calcium depleted milk powder**

1000 L of skim milk was adjusted to a pH of 5.8 using dilute citric acid (eg. 3.3%).

100 L of the strong cation-exchange resin described in Example 2 was filled in a stainless steel vessel of about 40 cm diameter and a height of 100 cm or a total volume of 140 L. One hundred litres of resin bed had a height of 80 cm. The 1000 L of skim was then passed through the resin at 4 bed volumes an hour or 400 L of skim milk per hour. The resulting skim milk had about 10% of the original calcium. This skim milk was evaporated and dried to produce calcium depleted skim milk powder of composition, on a moisture free basis, given in Table 3.

**Table 3 Composition of ca-depleted milk powder**

Component	Protein	Lactose	Ash	Calcium
%	37.5	51	10	0.1

This calcium depleted milk powder was reconstituted to 6% solids and its translucency was measured, to be about 60%.

**Example 4 UHT treatment of reconstituted milk powder**

The reconstituted sample from example 2 was UHT treated in indirect UHT equipment with conditions of 140°C for 4 s. The resulting UHT sample was more translucent than the reconstituted sample. Its transmission value was about 64%.

**Example 5 Carbonation of UHT treated reconstituted skim milk powder**

The UHT treated reconstituted skim milk powder from the previous example was carbonated by adding dry ice (frozen carbon dioxide) in powdered form. Typical carbonation levels in translucent milks are about 3.5 volumes bunsen. This level of carbonation compares well with commercial carbonated products, i.e soda water – 4.5 volumes of bunsen, cola – 4.2 volumes bunsen, lightly sparkling – 3.0 volumes bunsen.

In addition to carbonation, flavours such as lemon/lime, grape and orange as well as appropriate colours were added to make the product resemble commercial soft or sports drinks.

**Example 6 Translucent milks from MPCs**

As illustrated in Figure 2, skim milk is subjected to concentration on an ultrafiltration (or a microfiltration) membrane (Koch S4 HFK 131 type membranes having a nominal molecular weight cut-off of 10,000 daltons) to produce an MPC retentate. Depending on the concentration factor used, the MPC retentate will have a protein content in the range of 42-85% of the dry matter is milk protein.

For example when a skim milk of 1000 kg of concentration given in Table 1, is concentrated by 2.5 times, 400 kgs of MPC56 retentate and 600 kgs of permeate will be obtained.

Part of 267 kg of MPC56 retentate, which had a pH of 6.8 was reduced to 5.9, using 3.3% citric acid. The acid was added to the retentate at 10°C, while continuously agitating the retentate. For example, to produce 75% Ca-depleted MPC56, 200 Kg of the retentate was pH-adjusted to 5.9. After fifteen minutes, the pH of the retentate was measured again. Depending on the buffering capacity of the retentate, the pH of pH-adjusted retentate increases by 0.1 to 0.15 units. The pH was adjusted again to 5.9 with some more 3.3% citric acid.

The 200 kg of MPC56 retentate contains 0.26% of calcium or a total calcium content of 530 g of calcium. To remove all this calcium approximately 70 L of strong cation-exchange resin in the sodium form was used. The resin was an IMAC HP 111 E, a strong acid cation exchange resin with a total exchange capacity of 2 eq/L of sodium.

- 9 -

The resin is manufactured by Rohm & Haas and has sulphonic acid functional groups.

The resin was loaded into a stainless steel vessel of about 40 cm in diameter and a height of 110 cm or a total volume of 140 L. Seventy litres of the resin bed had a height of 55 cm. The 200 kg of the retentate was then passed through the resin at 2 bed volume an hour or 140 L/h. To process 200 kg of the retentate takes about one-and-a-half hours. The resulting retentate had about 0.005% of calcium and a pH of about 7.1. The calcium-depleted MPC56 was mixed with untreated MPC56 the remaining 67 Kg of MPC56 to produce a retentate containing 0.4% calcium. This retentate was then evaporated and dried to produce an MPC56 powder containing 0.4% calcium. The composition of the powder is shown in column A of Table 2.

If an MPC70 or an MPC85 retentate is used as a feed stream instead of MPC56 retentate, then Ca-depleted MPC70 and MPC85 of the compositions given in columns B and C respectively Table 2 below can be produced. MPC70 and MPC85 retentates are diluted prior to passage through the ion-exchange column.

**Table 4 - Compositions of Milk Protein Concentrates**

MPC	A	B	C
Total protein	56	70	85
Ash	7-9	7-9	6-8
Lactose	28-30	14-16	<5
Fat	0.9-1.1	1.5-1.6	>1.7
Calcium	0.4	0.45	0.55
Sodium (%)	2.4	2.6	3.0

These MPCs can be reconstituted at various protein concentrations to produce translucent milks. For example, for a translucent milk containing 2% protein, dissolve 2.5 g of Ca-depleted MPC85 in 100 ml of water. This reconstituted MPC85 solution looks translucent, which can be UHTed, carbonated and flavour added to produce the sample translucent product described in examples 3, 4 and 5.

#### **EXAMPLE 7 - Flavoured Drink**

In an agitated mixing vessel, combine water (55°C) (92.23 parts), sucrose (6 parts) and milk solids from dried translucent milk prepared according to Example 3 or Example 6 (1.5 parts). Hydrate for 10 minutes. Gradually add 20% citric acid

- 10 -

solution (0.15 parts) with agitation. Add honeydew flavour (Givaudan Roure 55482AA, 0.05 parts), rock melon flavour (Givaudan Roure 55480AA, 0.05 parts) and a green colour (1:100, Bush Boake Allen, 0.02 parts), and mix well.

5 Preheat product to 75°C. Process product at 137°C for 3 seconds. Bottle aseptically.

10 The above Examples are illustrations of the practice of the invention. It will be appreciated by those skilled in the art that the invention can be carried out with numerous modifications and variations. For Example the material subjected to cation exchange can be varied, the ion exchange medium can be varied, the percentage calcium depletion and the milk protein concentration can also be varied.

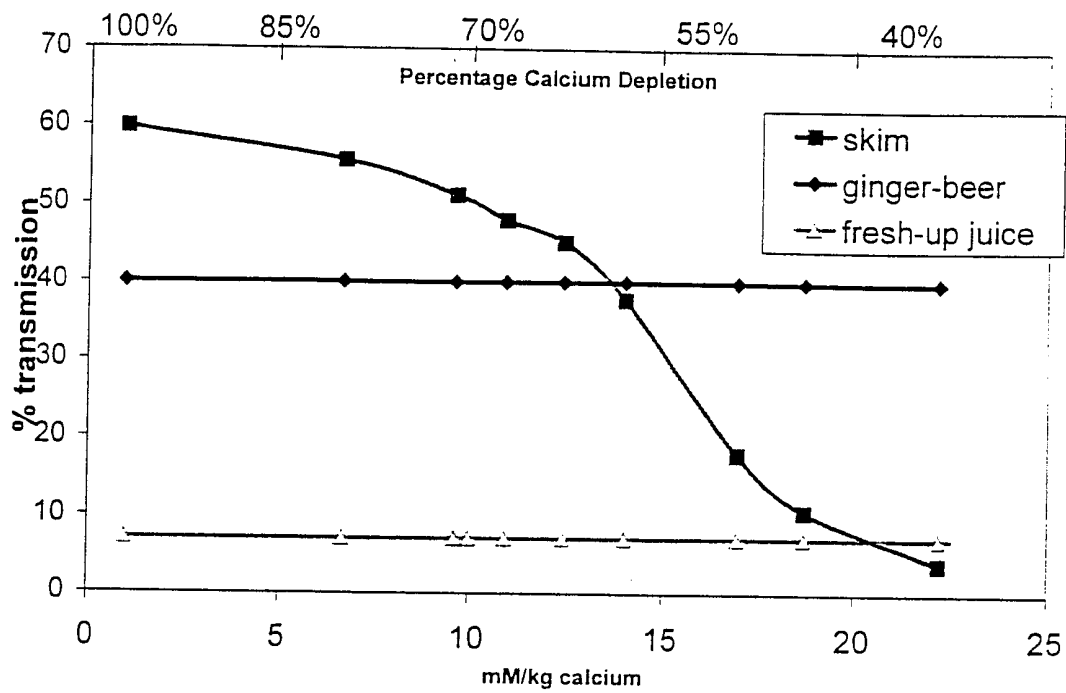
## Claims

1. A method of preparing a translucent milk drink comprising:
  - (a) providing an opaque milk starting material having a pH in the range 5.6-8.0, preferably 5.6-7.0, most preferably 5.7-6.5;
  - (b) contacting at least a portion of the starting material with a cation exchanger until the percentage transmission of the material (when separated from the exchanger) rises to at least 5%, preferably at least 25%, more preferably at least 40% when measured as herein described;
  - (c) optionally mixing the translucent milk sample with another milk sample while retaining the percentage transmission at least 5%, preferably at least 25%, more preferably at least 40%
2. A method of preparing a translucent milk drink comprising:
  - (a) providing a opaque milk starting material having a pH in the range 5.6 to 8.0, preferably 5.6 to 7.0, most preferably 5.7-6.5;
  - (b) removing at least 50-100%, preferably 60-100% more preferably 80-100% of calcium therein by cation exchange on a cation exchanger;
  - (c) optionally mixing the calcium-depleted milk sample with another milk sample while retaining the percentage calcium depletion in the range 50-100%, preferably 60-100%, more preferably 80-100%.
3. A method as claimed in claim 1 or claim 2 wherein the opaque milk starting material has an adjusted pH in the range 5.7-6.5.
4. A method as claimed in claim 1 or claim 2 wherein the final percentage calcium-depletion is 60%-100%.
5. A method as claimed in claim 1 or claim 2 wherein the final percentage calcium-depletion is in the range 80-100%.
6. A method as claimed in any one of claims 1 to 5 wherein the low fat milk sample is chosen from skim milk, milk protein concentrate or milk protein isolate.

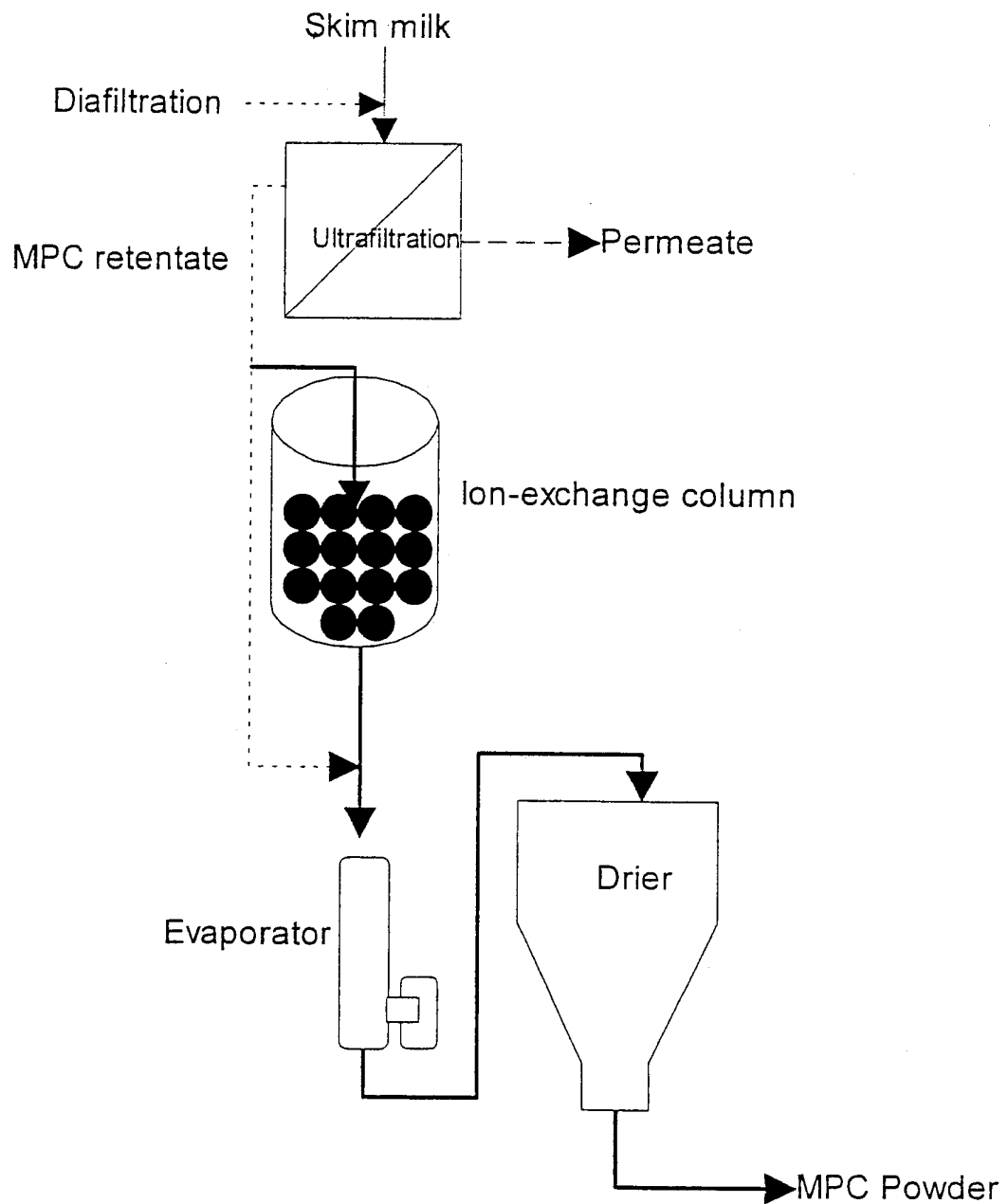
- 12 -

7. A method as claimed in claim 1 or claim 2 where the cation exchanger is a resin bearing strongly acidic groups.
8. A translucent milk drink prepared by the method as claimed in any one of claims 1-7.
9. A translucent milk drink having a pH in the range 5.6-8.0.
10. A translucent milk drink wherein the pH is in the range 5.6-7.0.
11. A nutritional drink wherein the base is translucent milk as claimed in any one of claims 8 to 10.
12. A translucent milk product as claimed in any one of claims 8 to 11 containing greater than 0.8% (w/v) milk protein, preferably greater than 2% (w/v) milk protein.
13. A method as claimed in any one of claims 1 to 7 wherein calcium ions are replaced by sodium ions, potassium ions or a mixture of sodium and potassium.
14. A soft drink like milk drink comprising a translucent milk as claimed in any one of claims 9 to 13 and colouring and flavouring.
15. A soft drink like milk drink as claimed in claim 14 wherein said drink is carbonated.
16. A method as claimed in any one of the claims 1 to 7 and 13 further comprising the step of drying the translucent milk.
17. A translucent milk product of any one of claims 8 to 12, or 14 in dried form.

FIGURE 1



## Preparation of Calcium Depleted MPCs



**FIGURE 2**



# INTERNATIONAL SEARCH REPORT

International application No.  
**PCT/NZ00/00247**

<b>A. CLASSIFICATION OF SUBJECT MATTER</b>																						
Int. Cl. <sup>7</sup> : A23C 9/146, 9/14, 9/156																						
According to International Patent Classification (IPC) or to both national classification and IPC																						
<b>B. FIELDS SEARCHED</b>																						
Minimum documentation searched (classification system followed by classification symbols) SEE "ELECTRONIC DATA BASE" BOX BELOW																						
Documentation searched other than minimum documentation to the extent that such documents are included in the fields searched																						
Electronic data base consulted during the international search (name of data base and, where practicable, search terms used) WPIDS: A23C 9/-, 9/14, 9/146, transmiss?, transparent, tranlucen?, opaque, clear CA, FSTA: drink, milk, transmiss?, transparent, translucen?, opaque, clear, cation, exchange?																						
<b>C. DOCUMENTS CONSIDERED TO BE RELEVANT</b>																						
Category*	Citation of document, with indication, where appropriate, of the relevant passages	Relevant to claim No.																				
X	EP 0 226 035 B (VALIO MEIJERIEN KESKUSOSUUSLIKE) 25 July 1990 See especially page 3, lines 17-21 and claim 5	1-14, 16-17																				
X	Esp@cenet abstract of JP 4179440 (MEIJA MILK PROD CO. LTD.) 26 June 1992 abstract	1-14, 16-17																				
X	Eckles et al., <i>Milk and Milk Products</i> , 4 <sup>th</sup> ed., 1951, McGraw Hill Book Co., Inc., York, USA See especially pages 22, 68-72	9-14, 16-17																				
<input type="checkbox"/> Further documents are listed in the continuation of Box C <input checked="" type="checkbox"/> See patent family annex																						
<p>* Special categories of cited documents:</p> <table border="0"> <tr> <td>"A"</td> <td>document defining the general state of the art which is not considered to be of particular relevance</td> <td>"T"</td> <td>later document published after the international filing date or priority date and not in conflict with the application but cited to understand the principle or theory underlying the invention</td> </tr> <tr> <td>"E"</td> <td>earlier application or patent but published on or after the international filing date</td> <td>"X"</td> <td>document of particular relevance; the claimed invention cannot be considered novel or cannot be considered to involve an inventive step when the document is taken alone</td> </tr> <tr> <td>"L"</td> <td>document which may throw doubts on priority claim(s) or which is cited to establish the publication date of another citation or other special reason (as specified)</td> <td>"Y"</td> <td>document of particular relevance; the claimed invention cannot be considered to involve an inventive step when the document is combined with one or more other such documents, such combination being obvious to a person skilled in the art</td> </tr> <tr> <td>"O"</td> <td>document referring to an oral disclosure, use, exhibition or other means</td> <td>"&amp;"</td> <td>document member of the same patent family</td> </tr> <tr> <td>"P"</td> <td>document published prior to the international filing date but later than the priority date claimed</td> <td></td> <td></td> </tr> </table>			"A"	document defining the general state of the art which is not considered to be of particular relevance	"T"	later document published after the international filing date or priority date and not in conflict with the application but cited to understand the principle or theory underlying the invention	"E"	earlier application or patent but published on or after the international filing date	"X"	document of particular relevance; the claimed invention cannot be considered novel or cannot be considered to involve an inventive step when the document is taken alone	"L"	document which may throw doubts on priority claim(s) or which is cited to establish the publication date of another citation or other special reason (as specified)	"Y"	document of particular relevance; the claimed invention cannot be considered to involve an inventive step when the document is combined with one or more other such documents, such combination being obvious to a person skilled in the art	"O"	document referring to an oral disclosure, use, exhibition or other means	"&"	document member of the same patent family	"P"	document published prior to the international filing date but later than the priority date claimed		
"A"	document defining the general state of the art which is not considered to be of particular relevance	"T"	later document published after the international filing date or priority date and not in conflict with the application but cited to understand the principle or theory underlying the invention																			
"E"	earlier application or patent but published on or after the international filing date	"X"	document of particular relevance; the claimed invention cannot be considered novel or cannot be considered to involve an inventive step when the document is taken alone																			
"L"	document which may throw doubts on priority claim(s) or which is cited to establish the publication date of another citation or other special reason (as specified)	"Y"	document of particular relevance; the claimed invention cannot be considered to involve an inventive step when the document is combined with one or more other such documents, such combination being obvious to a person skilled in the art																			
"O"	document referring to an oral disclosure, use, exhibition or other means	"&"	document member of the same patent family																			
"P"	document published prior to the international filing date but later than the priority date claimed																					
Date of the actual completion of the international search 5 April 2001		Date of mailing of the international search report 11 April 2001																				
Name and mailing address of the ISA/AU AUSTRALIAN PATENT OFFICE PO BOX 200, WODEN ACT 2606, AUSTRALIA E-mail address: pct@ipaustalia.gov.au Facsimile No. (02) 6285 3929		Authorized officer  <b>JAMIE TURNER</b> Telephone No : (02) 6283 2071																				

# INTERNATIONAL SEARCH REPORT

Information on patent family members

International application No.  
**PCT/NZ00/00247**

This Annex lists the known "A" publication level patent family members relating to the patent documents cited in the above-mentioned international search report. The Australian Patent Office is in no way liable for these particulars which are merely given for the purpose of information.

Patent Document Cited in Search Report				Patent Family Member			
EP	0226035	AU	65110/86	FI	854485	JP	62179340
		NO	864529	NZ	218257	SE	8604806
		SU	1628862				

END OF ANNEX