



US00D735345S

(12) **United States Design Patent**  
**Spiteri**

(10) **Patent No.:** **US D735,345 S**

(45) **Date of Patent:** **\*\* \*Jul. 28, 2015**

(54) **MEDICAL TAPE FOR PREVENTING BLISTERS**

(76) Inventor: **Raymond Spiteri**, Caulfield North (AU)

(\* ) Notice: This patent is subject to a terminal disclaimer.

(\*\*) Term: **14 Years**

(21) Appl. No.: **29/424,787**

(22) Filed: **Jun. 15, 2012**

(30) **Foreign Application Priority Data**

Dec. 15, 2011 (AU) ..... 15788/11

(51) **LOC (10) Cl.** ..... **24-04**

(52) **U.S. Cl.**  
USPC ..... **D24/189**

(58) **Field of Classification Search**

USPC ..... D24/189, 192; 602/41-48, 52-56, 61;  
604/291, 304, 305, 308; D28/4, 7, 9,  
D28/10; 606/204.35, 204.25; 132/317, 320;  
D20/10-11

See application file for complete search history.

(56) **References Cited**

**U.S. PATENT DOCUMENTS**

2,598,217 A \* 5/1952 Bronson ..... 36/110  
2,691,227 A \* 10/1954 Sachs ..... 36/58.5  
2,734,287 A \* 2/1956 Maccarone ..... 36/28  
5,820,335 A \* 10/1998 Croteau et al. .... 414/788.3  
D446,913 S \* 8/2001 Holden ..... D2/916

(Continued)

**OTHER PUBLICATIONS**

<http://www.ipaustralia.gov.au/understanding-intellectual-property/case-studies/blisterproof> Sep. 12, 2013.\*

*Primary Examiner* — Michael A Pratt  
*Assistant Examiner* — Michelle E Wilson

(74) *Attorney, Agent, or Firm* — Brinks Gilson & Lione; G. Peter Nichols

(57) **CLAIM**

I claim the ornamental design for a medical tape for preventing blisters, as shown.

**DESCRIPTION**

FIG. 1 is a top view of a first embodiment of a medical tape for preventing blisters;

FIG. 2 is a bottom view of the medical tape for preventing blisters of the first embodiment according to the present invention;

FIG. 3 is a perspective view of the medical tape for preventing blisters of the first embodiment according to the present invention;

FIG. 4 is an end view of the medical tape for preventing blisters of the first embodiment according to the present invention;

FIG. 5 is an end view of the medical tape for preventing blisters of the first embodiment according to the present invention;

FIG. 6 is an end view of the medical tape for preventing blisters of the first embodiment according to the present invention;

FIG. 7 is a top view of a second embodiment of a medical tape for preventing blisters;

FIG. 8 is a bottom view of the medical tape for preventing blisters of the second embodiment according to the present invention;

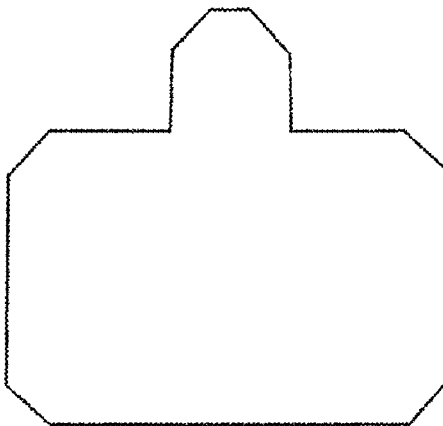
FIG. 9 is a perspective view of the medical tape for preventing blisters of the second embodiment according to the present invention;

FIG. 10 is an end view of the medical tape for preventing blisters of the second embodiment according to the present invention;

FIG. 11 is an end view of the medical tape for preventing blisters of the second embodiment according to the present invention; and,

FIG. 12 is an end view of the medical tape for preventing blisters of the second embodiment according to the present invention.

**1 Claim, 4 Drawing Sheets**



# US D735,345 S

Page 2

---

(56)

## References Cited

U.S. PATENT DOCUMENTS

D678,534 S \* 3/2013 Durand et al. .... D24/189  
D681,832 S \* 5/2013 Samlaska ..... D24/189

D663,478 S \* 7/2012 Tousley ..... D28/4 \* cited by examiner

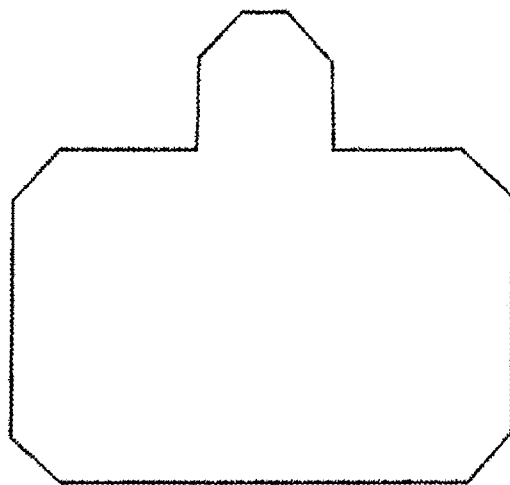


FIGURE 1

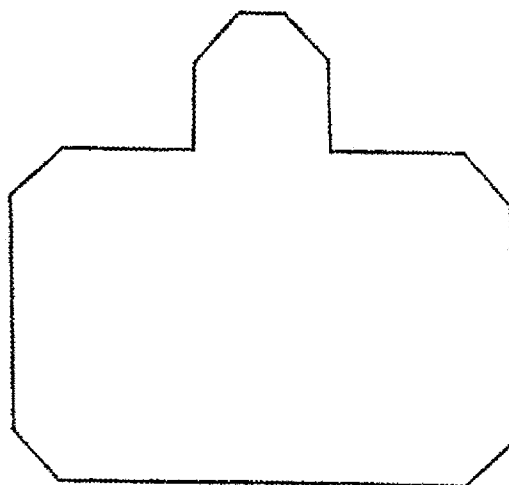


FIGURE 2




FIGURE 3




FIGURE 4




FIGURE 5



FIGURE 6

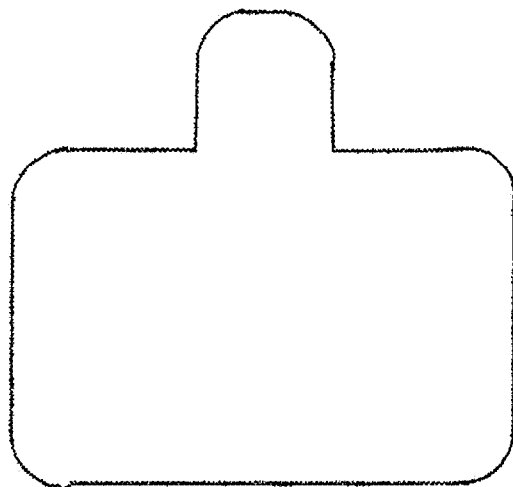


FIGURE 7

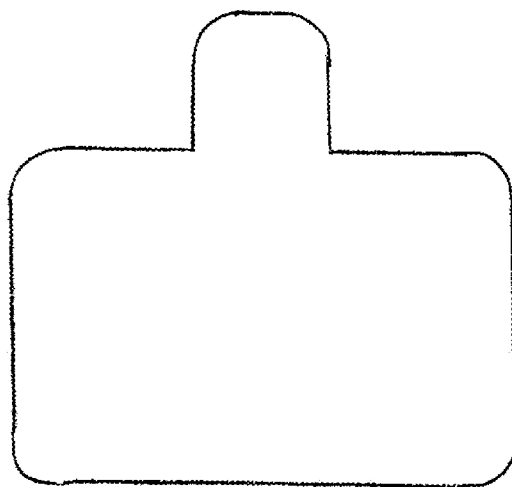


FIGURE 8




FIGURE 9

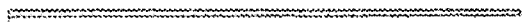


FIGURE 10



FIGURE 11



FIGURE 12