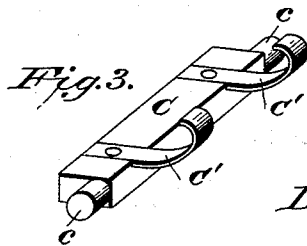
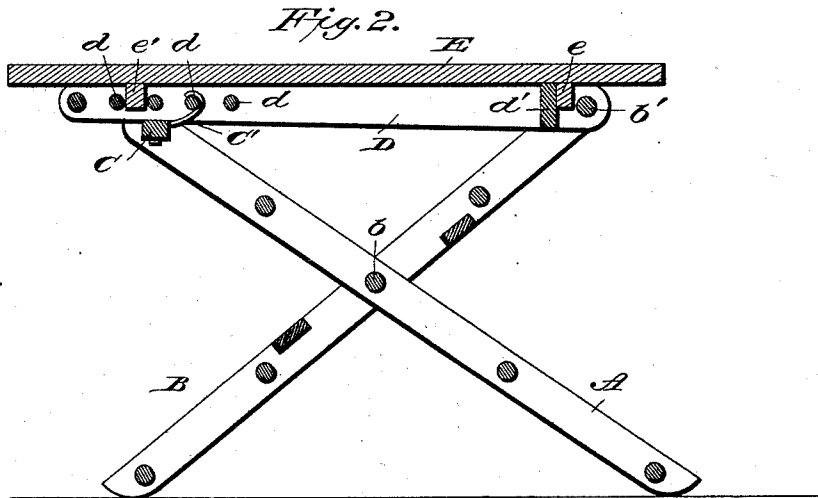
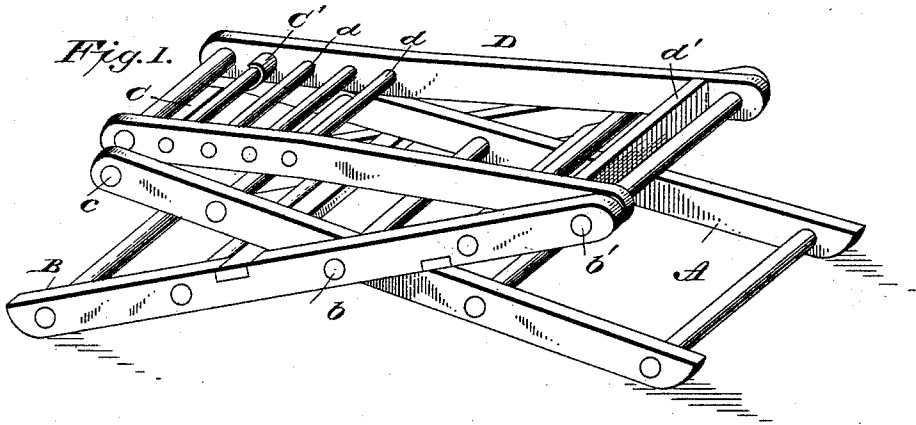


(No Model.)

D. B. WASHBURN.
WASHBENCH.

No. 524,658.

Patented Aug. 14, 1894.



Witnesses

G. S. Elliott.
T. M. Johnson

David B. Washburn
Inventor

By his Attorney

UNITED STATES PATENT OFFICE.

DAVID B. WASHBURN, OF ATKINSON, MAINE.

WASHBENCH.

SPECIFICATION forming part of Letters Patent No. 524,658, dated August 14, 1894.

Application filed May 12, 1894. Serial No. 511,064. (No model.)

To all whom it may concern:

Be it known that I, DAVID B. WASHBURN, a citizen of the United States, of America, residing at Atkinson, in the county of Piscataquis and State of Maine, have invented certain new and useful Improvements in Washbenches; and I do hereby declare the following to be a full, clear, and exact description of the invention, such as will enable others skilled in the art to which it appertains to make and use the same reference being had to the accompanying drawings, and to letters of reference marked thereon, which form a part of this specification.

This invention relates to improvements in wash benches, and it consists in the special construction and arrangement of the parts, as will be hereinafter fully set forth and particularly pointed out in the claims.

In the accompanying drawings, Figure 1 is a perspective view showing the device arranged as a wash bench. Fig. 2 is a longitudinal sectional view with the ironing board shown in place, and Fig. 3 is a detail view of the pivoted cross-piece which forms a catch.

A and B designate two pairs of supporting legs which are pivotally connected to each other by a cross-bar *b* and are suitably braced by transverse bars as shown.

Between the upper ends of the legs A is pivoted a cross-piece C to one side of which are rigidly secured hooks *C'*, and the projecting pins or end portions *c* of this cross-piece which enter the apertures therefor in the legs A are to one side of the center of the cross-piece or nearer the edge beyond which the hooks project than the other edge, the said hooks extending in a downwardly inclined position when out of engagement with the cross-bars *d* so that the part of the cross-piece opposite the hooks will be above the plane of the pivots, for the purpose hereinafter described.

D designates the top or connecting part of the bench which is pivotally connected to the upper ends of the legs B in any suitable manner and is provided with a series of transverse bars *d* with which the hooks *C'* are adapted to engage. When the hooks are in engagement with any one of the cross-bars *d* the side pieces of the top D bear upon the flat upper surface of the cross piece C and hold

the hooks in such engagement which engagement prevents spreading of the legs A and B.

It will be noted that in connecting the top to the legs A it is not necessary to turn the hooks or cross-piece to which they are secured as the side pieces of the top bearing upon the projecting edge of the cross-piece will turn said cross-piece upon its pivots to bring the hooks in position for engagement with one of the cross-bars *d*.

E designates the ironing-board which is adapted to be placed upon the wash bench, and this board is provided on its under side with cleats *e* and *e'*, the cleat *e* being adapted to be placed between the cross-bar *d'* of the top and the cross-bar *b'* of the legs B to which the top is pivoted and the cleat *e'* being adapted to be placed between two of the cross-bars *d* of the top as shown in Fig. 2. These cleats securely hold the ironing board against longitudinal and lateral movement, as the ends of the same bear against the side pieces of the top D and the sides engage the cross-pieces, as hereinbefore described. The under surface of the board rests upon the upper edges of the side pieces of the top.

It will be noted that by providing the top or connecting part D with several cross-bars *d* the height of the bench can be adjusted to suit. By pivotally connecting the parts as described the bench is adapted to fold up so as to occupy but comparatively little space when not in use.

I am aware that prior to my invention it has been proposed to provide wash benches with supporting legs having a top pivoted to one of the pairs of legs and adjustably connected to the other pair, and I do not claim such construction broadly; but

What I do claim, and desire to secure by Letters Patent, is—

1. The herein described bench consisting of crossed legs A and B, a top pivoted to one pair of said legs and having cross-bars *d*, and a cross-piece C pivoted to the upper ends of the other pair of legs and provided with hooks which are adapted to be thrown in engagement with one of the cross-bars *d* when the side pieces of the top are brought in engagement with said cross-piece, for the purpose set forth.

2. In a bench, the combination, with crossed

legs pivotally connected to each other, of a top pivoted at one end and provided with one or more cross-bars *d*, and a pivotally supported cross-piece C having a flat portion with which
5 the sides of the top engage and hooks C', substantially as shown and for the purpose set forth.

3. In a bench, the combination, of a cross-piece having pivot pins *c* to one side of the center thereof, flat bearing surfaces adjacent to
10 said pivot pins and hooks having upturned ends, together with a pivoted top having a

cross-bar and having side pieces adapted to engage with the flat bearing surfaces of the pivoted cross-piece so as to turn the same and
15 throw the hooks carried thereby in engagement with the cross-bar of the pivoted top, substantially as described.

In testimony whereof I affix my signature in presence of two witnesses.

DAVID B. WASHBURN.

Witnesses:

J. B. PEAKS,

CLARA E. CRAM.