

C. W. RAY.

Improvement in Wagon-Bodies.

No. 129,055.

Patented July 16, 1872.

Fig:1.




Fig:2.

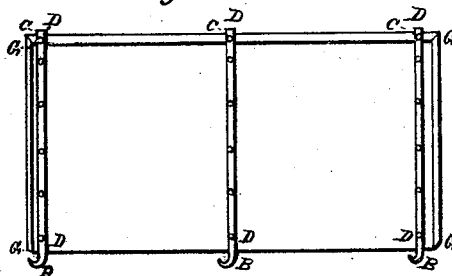


Fig:3.




Fig:4.




Fig:5.


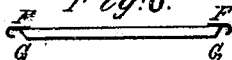


Fig:6.



Witnesses

W. T. Hutchinson

John Williams

Inventor
Charles W. Ray
by
S. M. Root

UNITED STATES PATENT OFFICE.

CHARLES W. RAY, OF SUMMITVILLE, INDIANA.

IMPROVEMENT IN WAGON-BODIES.

Specification forming part of Letters Patent No. 129,055, dated July 16, 1872.

SPECIFICATION.

Specification describing a new and Improved Method of Fastening together Wagon-Boxes, or other form or nature of a box, invented by CHARLES W. RAY, of Summitville, in the county of Madison and State of Indiana.

My invention relates to the construction of wagon-boxes, or any form or nature of a box, in such manner that the bottom, sides, and ends may be put together readily, one piece or part at a time, without using any nails, screws, rods, bolts, or taps to secure the pieces or parts in their proper places, and at the same time capable of being readily taken apart, one piece or part at a time, without the trouble or delay of loosing or removing fastenings of any kind; the object being to facilitate the putting together and taking apart, and the convenient packing, for storage or transportation, of boxes, or anything in the form and nature of a box.

Figure 1 is a plan of the bottom of the box. Fig. 2 is an inside representation of a side piece of the box. Fig. 3 is an outside representation of a side piece of the box. Fig. 4 is an edge view of a side piece of the box. Fig. 5 is an outside representation of an end piece of the box. Fig. 6 is an edge view of an end piece of the box.

A represents stirrups, which pass through the bottom and confine supports on the under side of the bottom, the bottom being cut out under the top of such stirrups sufficiently to receive the hooks B on the lower ends of the

straps D D, which have each a hoop, B, on the lower end, formed by bending the same, which are inserted into the stirrups A, and so confine the side of the box firmly in its place to the bottom; and in high boxes they extend above the side (to which they are fastened with rivets) high enough to admit the hole C in the upper end, (answering the same purpose as the stirrup at the bottom,) to receive the hook B on the upper section of the side. Straps E E and F F are fastened at the ends of the side and end pieces on the outer side by rivets or otherwise, and are made of any kind of metal suitable for the purpose. At their edges, which extend past the ends of the side and end pieces, to which they are fastened, they are bent in such manner as to form grooves, as represented by E E and F F in edge views in Figs. 4 and 6. The ends of the side and end pieces are cut to a miter, the shorter side of the miter being on the inside of the box, as shown by G G in Figs. 4 and 6.

I claim as my invention—

1. The straps E E and F F, bent so as to form grooves for fastening together the sides and ends of boxes, substantially as and for the purpose hereinbefore set forth.

2. The stirrups A and hooks B, as used for fastening together the bottom and sides of boxes, substantially as and for the purpose hereinbefore set forth.

Witnesses: CHARLES W. RAY.
REUBEN ALLEN,
JOHN MILES WILLIAMS.