



US00D717752S

(12) **United States Design Patent**  
**Kim et al.**

(10) **Patent No.:** **US D717,752 S**

(45) **Date of Patent:** **\*\* \*Nov. 18, 2014**

(54) **TV RECEIVER**

(75) Inventors: **Hee-Bong Kim**, Kyunggi-do (KR);  
**Gyoo-Sang Choi**, Kyunggi-do (KR)

(73) Assignee: **Samsung Electronics Co., Ltd.**,  
Suwon-si, Gyeonggi-do (KR)

(\*) Notice: This patent is subject to a terminal disclaimer.

(\*\*) Term: **14 Years**

(21) Appl. No.: **29/426,436**

(22) Filed: **Jul. 5, 2012**

(30) **Foreign Application Priority Data**

Jan. 19, 2012 (KR) ..... 30-2012-0002823

(51) **LOC (10) CL.** ..... **14-03**

(52) **U.S. Cl.**  
USPC ..... **D14/126**

(58) **Field of Classification Search**

CPC ..... H04N 21/42224; H04N 2005/443;  
H04N 21/4122; H04N 21/41407; H04N  
21/4222; H04N 21/43615; H04N 21/43635;  
H04N 5/4403; H04N 5/64; H04N 5/655;  
H04N 5/645; H04N 7/00  
USPC ..... D14/126, 127, 128, 129, 239, 371, 136,  
D14/341, 375, 479, 389, 397, 308, 412, 157,  
D14/155, 511, 132; 312/7.2; 348/836, 838,  
348/180, 184, 325, 739; 341/12;  
248/917-924, 465; 345/104, 133, 156,  
345/168, 87, 173; 720/605, 600, 655;  
455/347; 273/148 B; D27/126; D10/15,  
D10/26; D6/610, 300

See application file for complete search history.

(56) **References Cited**

**U.S. PATENT DOCUMENTS**

D504,876 S \* 5/2005 Zheng ..... D14/126  
D603,816 S \* 11/2009 Kim et al. .... D14/126

D620,901 S 8/2010 Won et al.  
D620,903 S 8/2010 Song et al.  
D643,389 S 8/2011 Lee et al.  
D643,390 S 8/2011 Han et al.  
D644,620 S 9/2011 Song et al.  
D656,115 S 3/2012 Kim et al.  
D656,116 S 3/2012 Kim et al.  
D656,471 S 3/2012 Han et al.  
D656,913 S 4/2012 Ann et al.  
D656,915 S 4/2012 Hwangbo et al.  
D659,661 S \* 5/2012 Lim et al. .... D14/126

(Continued)

**OTHER PUBLICATIONS**

U.S. Appl. No. 29/418,384, Applicant: Chae-Joo Son, et al., filed Apr. 16, 2012 entitled Rim for a TV Receiver.

U.S. Appl. No. 29/373,836, Applicant: Eui-Seok Kim, et al., filed May 27, 2011 entitled Television Receiver.

U.S. Appl. No. 29/426,411, Applicant: Eui-Seok Kim, et al., filed Jul. 5, 2012 entitled TV Receiver.

(Continued)

*Primary Examiner* — Robert M Spear

*Assistant Examiner* — Eliza Bennett-Hattan

(74) *Attorney, Agent, or Firm* — Flynn, Thiel, Boutell & Tanis, P.C.

(57) **CLAIM**

The ornamental design for a TV receiver, as shown and described.

**DESCRIPTION**

FIG. 1 is a top front perspective view of a TV receiver showing our new design;

FIG. 2 is a front elevational view thereof;

FIG. 3 is a rear elevational view thereof;

FIG. 4 is a left side elevational view thereof;

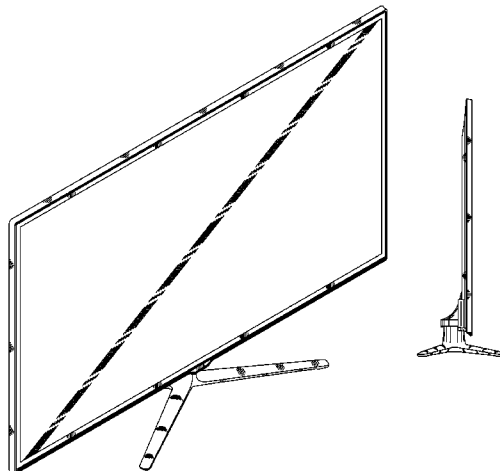
FIG. 5 is a right side elevational view thereof;

FIG. 6 is a top plan view thereof; and,

FIG. 7 is a bottom plan view thereof.

The broken lines in the drawing depict environmental subject matter only and form no part of the claimed design.

**1 Claim, 4 Drawing Sheets**



(56)

**References Cited**

U.S. PATENT DOCUMENTS

D680,508	S *	4/2013	Kim et al. ....	D14/126
D682,227	S *	5/2013	Lee et al. ....	D14/126
D703,627	S *	4/2014	Son et al. ....	D14/126
2012/0162543	A1 *	6/2012	Tomioka et al. ....	348/739
2013/0286295	A1 *	10/2013	Takahashi et al. ....	348/836

OTHER PUBLICATIONS

U.S. Appl. No. 29/426,408, Applicant: Ok-Keun Lee, et al., filed Jul. 5, 2012 entitled TV Receiver.

U.S. Appl. No. 29/426,431, Applicant: Kyu-Mi Han, filed Jul. 5, 2012 entitled TV Receiver.

U.S. Appl. No. 29/426,425, Applicant: Bong-Kun Shin, et al., filed Jul. 5, 2012 entitled TV Receiver.

\* cited by examiner

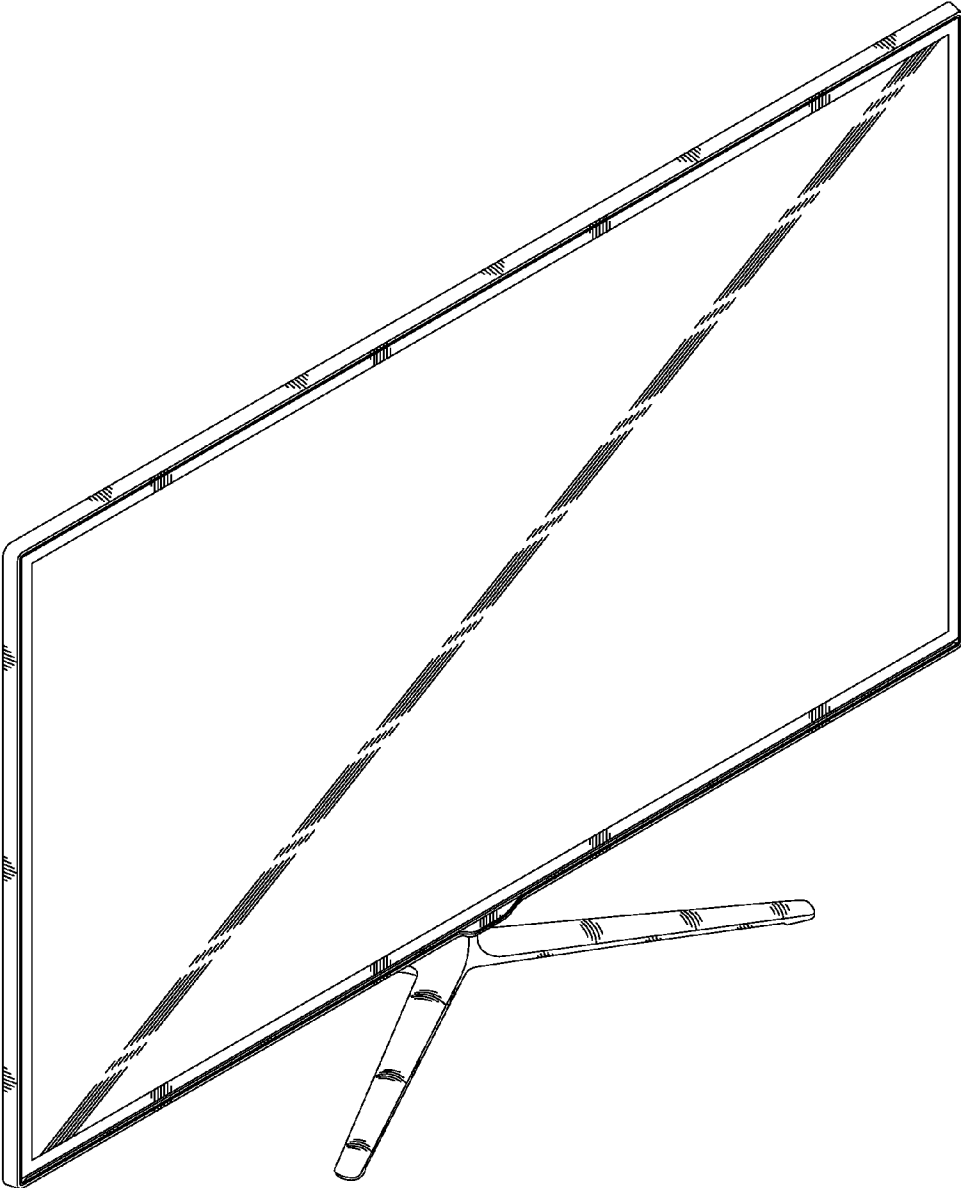


FIG. 1

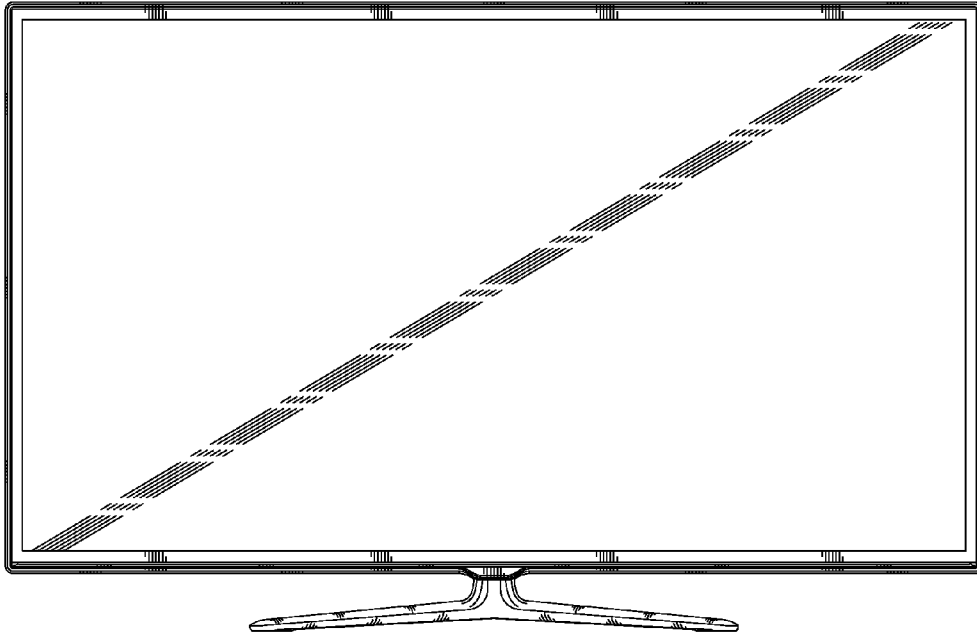


FIG. 2

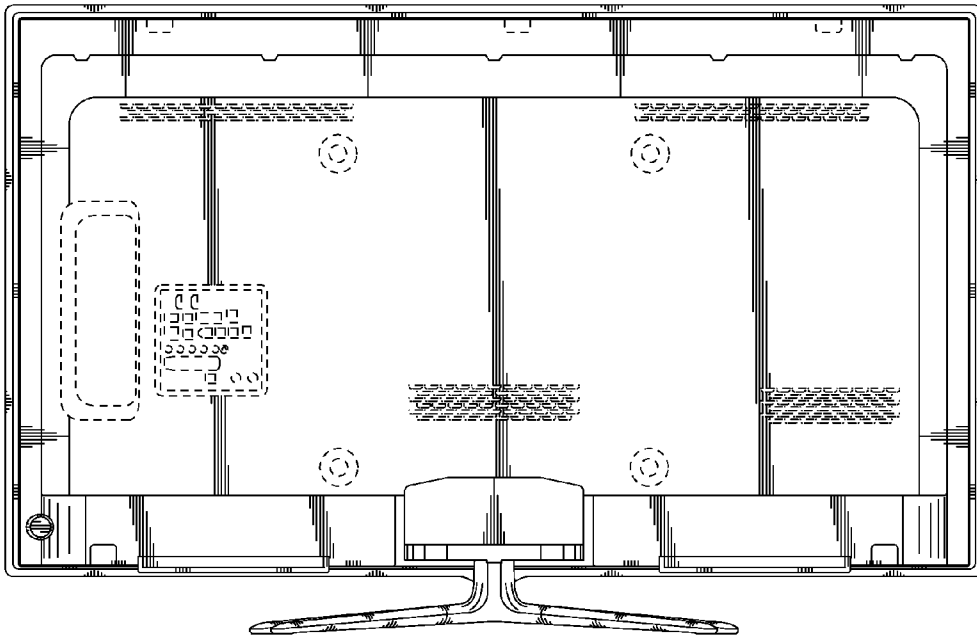


FIG. 3

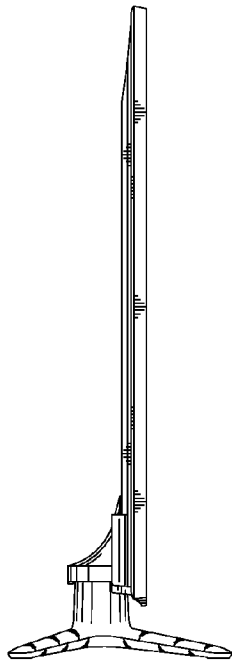


FIG. 4

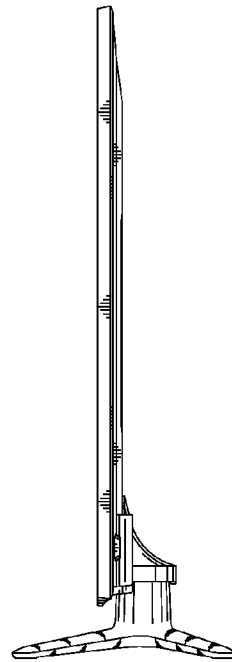


FIG. 5

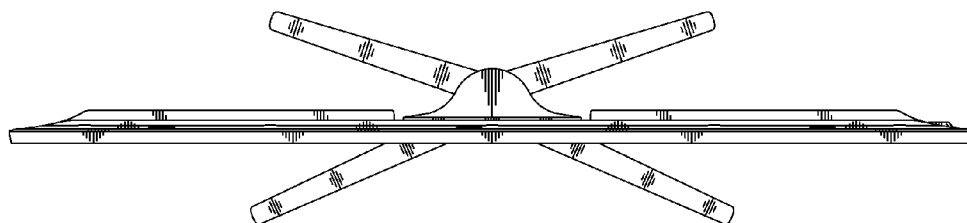


FIG. 6

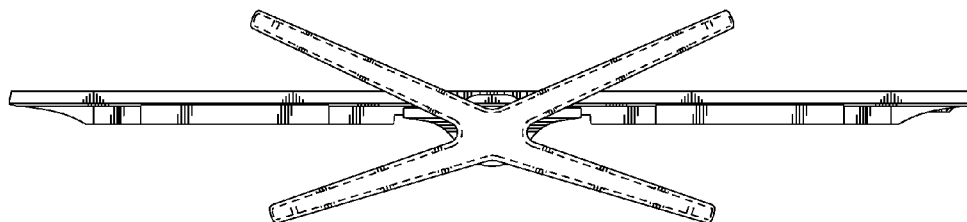


FIG. 7