

[54] PACKAGE

[75] Inventor: **Richard D. Richards**, Liphook, United Kingdom

[73] Assignee: **Parke Davis & Co.**, St. Helier, Channel Islands

[**] Term: **14 Years**

[21] Appl. No.: **225,517**

[22] Filed: **Jul. 28, 1988**

[30] **Foreign Application Priority Data**

Jan. 28, 1988 [GB] United Kingdom 1048095

[52] U.S. Cl. **D9/345**

[58] Field of Search D9/341-346; 206/528, 529, 531, 532, 45.34, 45.31, 216, 571

[56] **References Cited**

U.S. PATENT DOCUMENTS

D. 204,505	4/1966	Bostrom	D9/345
2,164,719	7/1939	Peterson et al.	206/531 X
3,380,578	4/1968	Sparks	206/532
3,472,367	10/1969	Helstrom	206/531
3,912,081	10/1975	Haines et al.	206/531

3,921,804	11/1975	Tester	206/531
3,993,190	11/1976	Schmidgall	206/531 X
4,253,572	3/1981	Halbich	206/538
4,340,141	7/1982	Fischer	206/531
4,838,425	6/1989	O'Brien et al.	206/531

Primary Examiner—Bernard Ansher
Assistant Examiner—Prabhakar Deshmukh
Attorney, Agent, or Firm—Daniel A. Scola, Jr.; Richard S. Bullitt

[57] **CLAIM**

The ornamental design for package, as shown and described.

DESCRIPTION

FIG. 1 is a perspective view of a package showing my new design;
FIG. 2 is a bottom plan view thereof; in an open position;
FIG. 3 is a front elevation of FIG. 4; the rear elevation being a mirror image;
FIG. 4 is a top plan view thereof; in an open position;
FIG. 5 is a sectional elevation taken along line 5—5 of FIG. 4;
FIG. 6 is a right side elevation of FIG. 4; and
FIG. 7 is a left side elevation of FIG. 4.

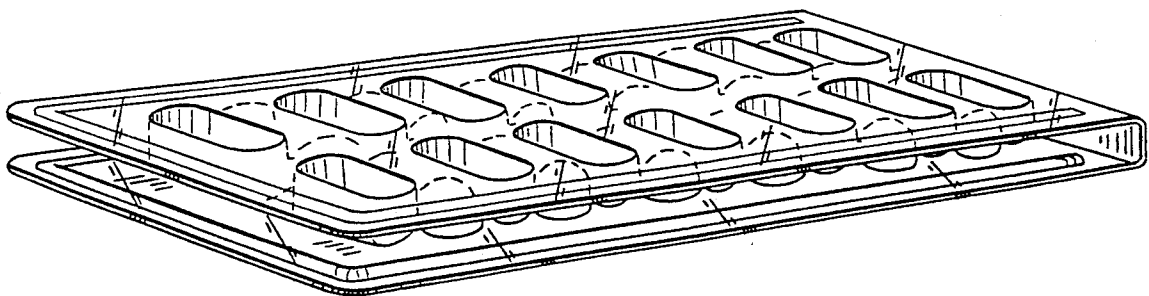


FIG. 1

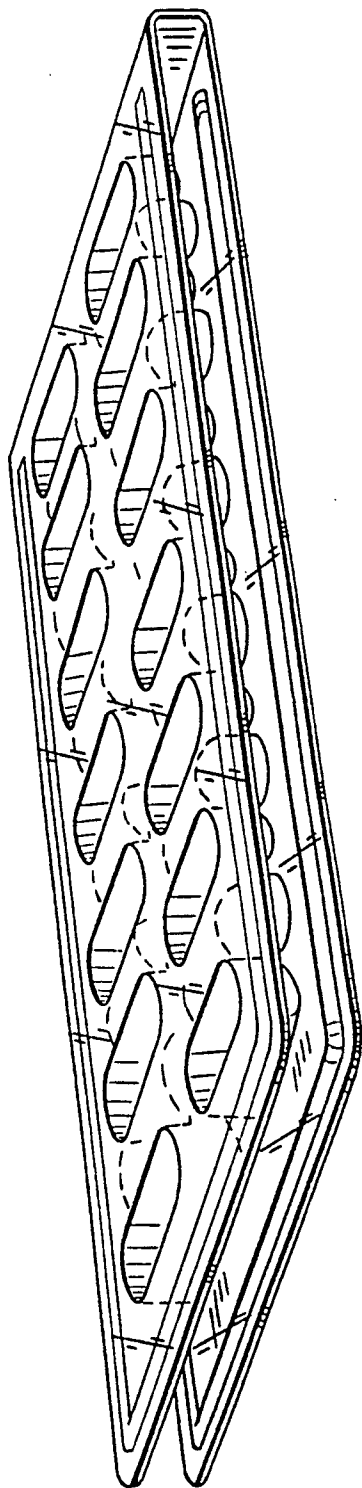


FIG. 6

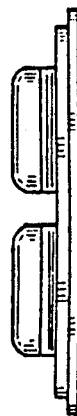


FIG. 7



FIG. 2

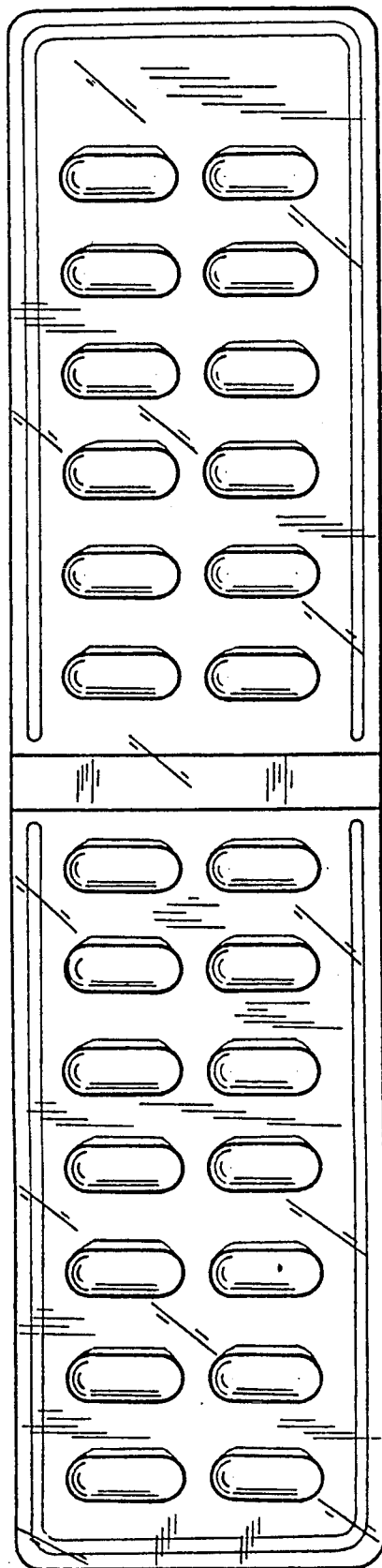


FIG. 3



FIG. 4

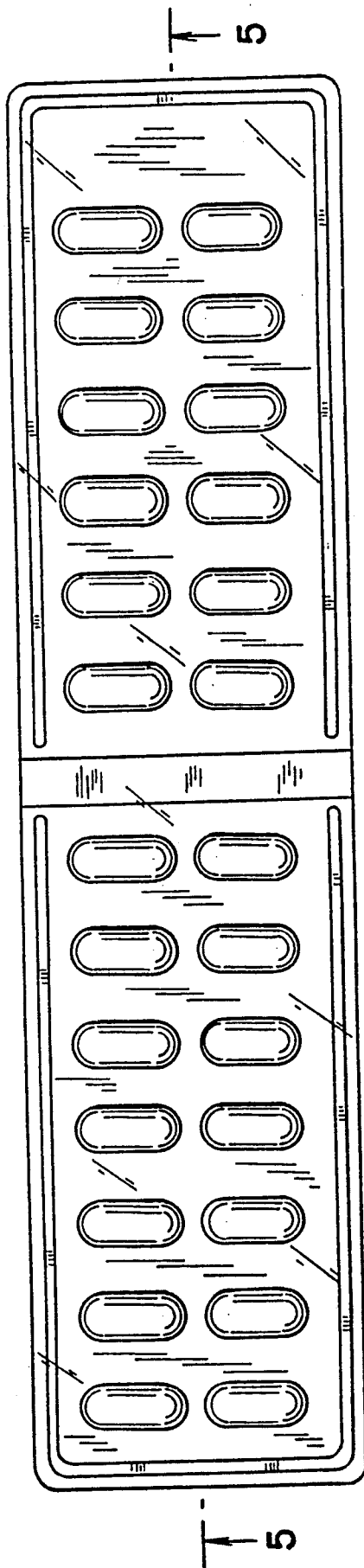


FIG. 5

