

(19) World Intellectual Property  
Organization  
International Bureau



(43) International Publication Date  
23 September 2004 (23.09.2004)

PCT

(10) International Publication Number  
**WO 2004/081003 A1**

(51) International Patent Classification<sup>7</sup>: **C07D 405/12**,  
405/14, A61K 31/397, A61P 3/06

(21) International Application Number:  
PCT/US2004/006428

(22) International Filing Date: 3 March 2004 (03.03.2004)

(25) Filing Language: English

(26) Publication Language: English

(30) Priority Data:  
60/452,725 7 March 2003 (07.03.2003) US

(71) Applicant (for all designated States except US): **SCHERING CORPORATION** [US/US]; 2000 Galloping Hill Road, Kenilworth, NJ 07033-0530 (US).

(72) Inventors; and

(75) Inventors/Applicants (for US only): **BURNETT, Duane, A.** [US/US]; 9 Chestnut Avenue, Bernardsville, NJ 07924 (US). **CLADER, John, W.** [US/US]; 428 North Union Avenue, Cranford, NJ 07016 (US).

(74) Agent: **CANNONI, Ann, Marie**; Schering-Plough Corporation, Patent Department, K-6-1 1990, 2000 Galloping Hill Road, Kenilworth, NJ 07033-0530 (US).

(81) Designated States (unless otherwise indicated, for every kind of national protection available): AE, AG, AL, AM, AT, AU, AZ, BA, BB, BG, BR, BW, BY, BZ, CA, CH, CN, CO, CR, CU, CZ, DE, DK, DM, DZ, EC, EE, EG, ES, FI, GB, GD, GE, GH, GM, HR, HU, ID, IL, IN, IS, JP, KE, KG, KP, KR, KZ, LC, LK, LR, LS, LT, LU, LV, MA, MD, MG, MK, MN, MW, MX, MZ, NA, NI, NO, NZ, OM, PG, PH, PL, PT, RO, RU, SC, SD, SE, SG, SK, SL, SY, TJ, TM, TN, TR, TT, TZ, UA, UG, US, UZ, VC, VN, YU, ZA, ZM, ZW.

(84) Designated States (unless otherwise indicated, for every kind of regional protection available): ARIPO (BW, GH, GM, KE, LS, MW, MZ, SD, SL, SZ, TZ, UG, ZM, ZW), Eurasian (AM, AZ, BY, KG, KZ, MD, RU, TJ, TM), European (AT, BE, BG, CH, CY, CZ, DE, DK, EE, ES, FI, FR, GB, GR, HU, IE, IT, LU, MC, NL, PL, PT, RO, SE, SI, SK, TR), OAPI (BF, BJ, CF, CG, CI, CM, GA, GN, GQ, GW, ML, MR, NE, SN, TD, TG).

#### Declarations under Rule 4.17:

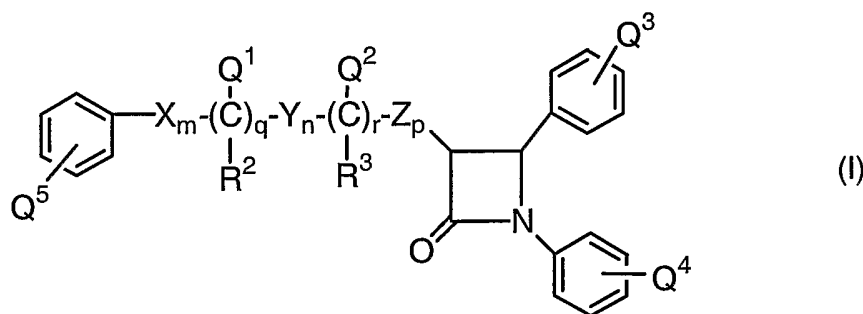
- as to applicant's entitlement to apply for and be granted a patent (Rule 4.17(ii)) for the following designations AE, AG, AL, AM, AT, AU, AZ, BA, BB, BG, BR, BW, BY, BZ, CA, CH, CN, CO, CR, CU, CZ, DE, DK, DM, DZ, EC, EE, EG, ES, FI, GB, GD, GE, GH, GM, HR, HU, ID, IL, IN, IS, JP, KE, KG, KP, KR, KZ, LC, LK, LR, LS, LT, LU, LV, MA, MD, MG, MK, MN, MW, MX, MZ, NA, NI, NO, NZ, OM, PG, PH, PL, PT, RO, RU, SC, SD, SE, SG, SK, SL, SY, TJ, TM, TN, TR, TT, TZ, UA, UG, UZ, VC, VN, YU, ZA, ZM, ZW, ARIPO patent (BW, GH, GM, KE, LS, MW, MZ, SD, SL, SZ, TZ, UG, ZM, ZW), Eurasian patent (AM, AZ, BY, KG, KZ, MD, RU, TJ, TM), European patent (AT, BE, BG, CH, CY, CZ, DE, DK, EE, ES, FI, FR, GB, GR, HU, IE, IT, LU, MC, NL, PL, PT, RO, SE, SI, SK, TR), OAPI patent (BF, BJ, CF, CG, CI, CM, GA, GN, GQ, GW, ML, MR, NE, SN, TD, TG)
- as to the applicant's entitlement to claim the priority of the earlier application (Rule 4.17(iii)) for all designations

#### Published:

- with international search report
- before the expiration of the time limit for amending the claims and to be republished in the event of receipt of amendments

For two-letter codes and other abbreviations, refer to the "Guidance Notes on Codes and Abbreviations" appearing at the beginning of each regular issue of the PCT Gazette.

(54) Title: SUBSTITUTED AZETIDINONE COMPOUNDS, FORMULATIONS AND USES THEREOF FOR THE TREATMENT OF HYPERCHOLESTEROLEMIA



(57) Abstract: The present invention provides substituted azetidinone compounds of formula (I), formulations and processes for preparing the same which can be useful for treating vascular conditions such as atherosclerosis or hypercholesterolemia, diabetes, obesity, stroke, demyelination and lowering plasma levels of sterols and/or stanols in a subject.

SUBSTITUTED AZETIDINONE COMPOUNDS, FORMULATIONS AND USES THEREOF FOR THE TREATMENT OF HYPERCHOLESTEROLEMIA

## **THE SAME, FORMULATIONS AND USES THEREOF**

5

### **CROSS-REFERENCE TO RELATED APPLICATION**

This application claims the benefit of priority from U.S. Provisional Patent Application Serial No. 60/452,725, filed March 7, 2003, incorporated herein by reference.

10

### **BACKGROUND OF THE INVENTION**

#### **Field of the Invention**

The present invention relates to substituted azetidinone compounds useful for treating vascular and lipidemic conditions, and formulations and processes related thereto.

15

Atherosclerotic coronary heart disease (CHD) represents the major cause for death and vascular morbidity in the western world. Risk factors for atherosclerotic coronary heart disease include hypertension, diabetes mellitus, family history, male gender, cigarette smoke and high serum cholesterol. A total cholesterol level in excess of 225-250 mg/dl is associated with significant elevation of risk of CHD. The newly revised NCEP ATP III low density lipoprotein (LDL-C) goal for patients with CHD or CHD risk equivalent is <100 mg/dL (2.59 mmol/L), for individuals with two or more risk factors is <130 mg/dL (3.37 mmol/L) and for individuals with fewer than two risk factors is <160 mg/dL (4.14 mmol/L).

20

The regulation of whole-body cholesterol homeostasis in mammals and animals involves the regulation of dietary cholesterol and modulation of cholesterol biosynthesis, bile acid biosynthesis and the catabolism of the cholesterol-containing plasma lipoproteins. The liver is the major organ responsible for cholesterol biosynthesis and catabolism and, for this reason, it is a prime determinant of plasma cholesterol levels. The liver is the site of synthesis and secretion of very low density lipoproteins (VLDL) which are subsequently metabolized to low density lipoproteins (LDL) in the circulation. LDL are the predominant cholesterol-carrying lipoproteins in the plasma and an increase in their concentration is correlated with increased atherosclerosis. When intestinal cholesterol absorption is reduced, by whatever means, less cholesterol is delivered to the liver. The consequence of this action is

30

35

- 2 -

decreased hepatic lipoprotein (VLDL) production and an increase in the hepatic clearance of plasma cholesterol, mostly as LDL. Thus, the net effect of inhibiting intestinal cholesterol absorption is a decrease in plasma cholesterol levels and progression of atherosclerotic lesion formation.

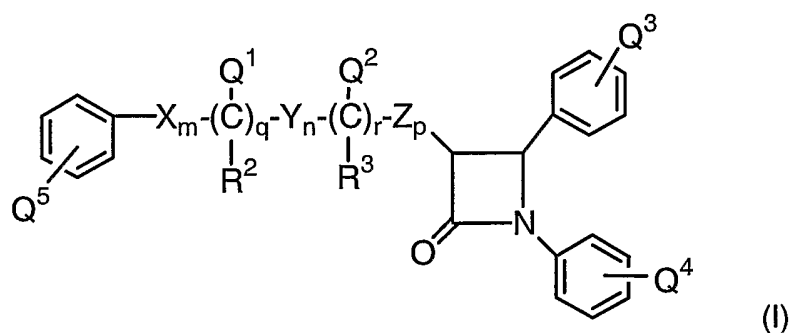
U.S. Patents Nos. 5,767,115, 5,624,920, 5,668,990, 5,656,624 and 5,688,787, respectively, disclose hydroxy-substituted azetidinone compounds and substituted  $\beta$ -lactam compounds useful for lowering cholesterol and/or in inhibiting the formation of cholesterol-containing lesions in mammalian arterial walls. U.S. Patent No. 5,756,470, U.S. Patent Application No. 2002/0137690, U.S. Patent Application No. 2002/0137689 and PCT Patent Application No. WO 2002/066464 disclose sugar-substituted azetidinones and amino acid substituted azetidinones useful for preventing or treating atherosclerosis and reducing plasma cholesterol levels.

U.S. Patents Nos. 5,846,966 and 5,661,145, respectively, disclose treatments for inhibiting atherosclerosis and reducing plasma cholesterol levels using such hydroxy-substituted azetidinone compounds or substituted  $\beta$ -lactam compounds in combination with HMG CoA reductase inhibitor compounds, which act by blocking hydroxymethylglutaryl coenzyme A (HMG-CoA) reductase (the rate-limiting enzyme in hepatic cholesterol synthesis).

Despite recent improvements in the treatment of vascular disease, there remains a need for improved compounds, compositions and treatments for hyperlipidaemia, atherosclerosis and other vascular conditions that provide more efficient delivery of treatment.

### SUMMARY OF THE INVENTION

In one embodiment, the present invention provides a compound represented by the structural formula (I):



- 3 -

or pharmaceutically acceptable isomers, salts, solvates or esters of the compound of Formula (I),

wherein in Formula (I) above:

X, Y and Z can be the same or different and each is independently selected from the group consisting of  $-\text{CH}_2-$ ,  $-\text{CH}(\text{alkyl})-$  and  $-\text{C}(\text{alkyl})_2-$ ;

$\text{Q}^1$  and  $\text{Q}^2$  can be the same or different and each is independently selected from the group consisting of H,  $-(\text{C}_0\text{-C}_{30} \text{ alkylene})\text{-G}$ ,  $-\text{OR}^6$ ,  $-\text{OC}(\text{O})\text{R}^6$ ,  $-\text{OC}(\text{O})\text{OR}^9$ ,  $-\text{OC}(\text{O})\text{NR}^6\text{R}^7$ , and  $-\text{L-M}$ ;

$\text{Q}^3$  is 1 to 5 substituents independently selected from the group consisting of alkyl, alkenyl, alkynyl,  $-(\text{C}_0\text{-C}_{30} \text{ alkylene})\text{-G}$ ,  $-(\text{C}_0\text{-C}_{10} \text{ alkylene})\text{-OR}^6$ ,  $-(\text{C}_0\text{-C}_{10} \text{ alkylene})\text{-C}(\text{O})\text{R}^6$ ,  $-(\text{C}_0\text{-C}_{10} \text{ alkylene})\text{-C}(\text{O})\text{OR}^6$ ,  $-(\text{C}_0\text{-C}_{10} \text{ alkylene})\text{-OC}(\text{O})\text{R}^6$ ,  $-(\text{C}_0\text{-C}_{10} \text{ alkylene})\text{-OC}(\text{O})\text{OR}^9$ ,  $-\text{CH}=\text{CH}\text{-C}(\text{O})\text{R}^6$ ,  $-\text{CH}=\text{CH}\text{-C}(\text{O})\text{OR}^6$ ,  $-\text{C}\equiv\text{C}\text{-C}(\text{O})\text{OR}^6$ ,  $-\text{C}\equiv\text{C}\text{-C}(\text{O})\text{R}^6$ ,  $-\text{O}\text{-(C}_1\text{-C}_{10} \text{ alkylene})\text{-OR}^6$ ,  $-\text{O}\text{-(C}_1\text{-C}_{10} \text{ alkylene})\text{-C}(\text{O})\text{R}^6$ ,  $-\text{O}\text{-(C}_1\text{-C}_{10} \text{ alkylene})\text{-C}(\text{O})\text{OR}^6$ ,  $-\text{CN}$ ,  $-\text{O}\text{-(C}_1\text{-C}_{10} \text{ alkylene})\text{-C}(\text{O})\text{NR}^6\text{R}^7$ ,  $-\text{O}\text{-(C}_0\text{-C}_{10} \text{ alkylene})\text{-C}(\text{O})\text{NR}^6\text{NR}^7\text{C}(\text{O})\text{OR}^6$ ,  $-\text{O}\text{-(C}_1\text{-C}_{10} \text{ alkylene})\text{-C}(\text{O})(\text{aryl})\text{-N=N=N}$ ,  $-\text{OC}(\text{O})\text{-(C}_1\text{-C}_{10} \text{ alkylene})\text{-C}(\text{O})\text{OR}^6$ ,  $-(\text{C}_0\text{-C}_{10} \text{ alkylene})\text{-C}(\text{O})\text{NR}^6\text{R}^7$ ,  $-(\text{C}_0\text{-C}_{10} \text{ alkylene})\text{-OC}(\text{O})\text{NR}^6\text{R}^7$ ,  $-\text{NO}_2$ ,  $-(\text{C}_0\text{-C}_{10} \text{ alkylene})\text{-NR}^6\text{R}^7$ ,  $-\text{O}\text{-(C}_2\text{-C}_{10} \text{ alkylene})\text{-NR}^6\text{R}^7$ ,  $-\text{NR}^6\text{C}(\text{O})\text{R}^7$ ,  $-\text{NR}^6\text{C}(\text{O})\text{OR}^9$ ,  $-\text{NR}^6\text{C}(\text{O})\text{NR}^7\text{R}^8$ ,  $-\text{NR}^6\text{S}(\text{O})_{0-2}\text{R}^9$ ,  $-\text{N}(\text{S}(\text{O})_{0-2}\text{R}^9)_2$ ,  $-\text{CHNOR}^6$ ,  $-\text{C}(\text{O})\text{NR}^6\text{R}^7$ ,  $-\text{C}(\text{O})\text{NR}^6\text{NR}^6\text{R}^7$ ,  $-\text{S}(\text{O})_{0-2}\text{NR}^6\text{R}^7$ ,  $-\text{S}(\text{O})_{0-2}\text{R}^9$ ,  $-\text{O}\text{-C}(\text{O})\text{-(C}_1\text{-C}_{10} \text{ alkylene})\text{-C}(\text{O})\text{NR}^6\text{R}^7$ ,  $-\text{OC}(\text{O})\text{-(C}_1\text{-C}_{10} \text{ alkylene})\text{-NR}^6\text{C}(\text{O})\text{O-(alkylaryl)}$ ,  $-\text{P}(\text{O})(\text{OR}^{10})_2$ ,  $-(\text{C}_1\text{-C}_{10} \text{ alkylene})\text{-OSi(alkyl)}_3$ ,  $-\text{CF}_3$ ,  $-\text{OCF}_3$ , halo, alkoxyalkoxy, alkoxyalkoxyalkoxy, alkoxyalkoxyalkoxy, alkoxyaryloxy, alkoxyiminoalkyl, alkyldioyl, allyloxy, aryl, arylalkyl, aryloxy, arylalkoxy, aroyl, aroyloxy, aroylaroyloxy, arylalkoxycarbonyl, benzoylbenzoyloxy, heteroaryl, heteroarylalkyl, heteroarylalkoxy, dioxolanyl, heterocyclyl, heterocyclylalkyl, heterocyclylcarbonyl, heterocyclylcarbonylalkoxy and  $-\text{L-M}$ ;

$\text{Q}^4$  is 1 to 5 substituents independently selected from the group consisting of alkyl, alkenyl, alkynyl,  $-(\text{C}_0\text{-C}_{30} \text{ alkylene})\text{-G}$ ,  $-(\text{C}_0\text{-C}_{10} \text{ alkylene})\text{-OR}^6$ ,  $-(\text{C}_0\text{-C}_{10} \text{ alkylene})\text{-C}(\text{O})\text{R}^6$ ,  $-(\text{C}_0\text{-C}_{10} \text{ alkylene})\text{-C}(\text{O})\text{OR}^6$ ,  $-(\text{C}_0\text{-C}_{10} \text{ alkylene})\text{-OC}(\text{O})\text{R}^6$ ,

- 4 -

- (C<sub>0</sub>-C<sub>10</sub> alkylene)-OC(O)OR<sup>9</sup>, -CH=CH-C(O)R<sup>6</sup>, -CH=CH-C(O)OR<sup>6</sup>,  
 -C≡C-C(O)OR<sup>6</sup>, -C≡C-C(O)R<sup>6</sup>, -O-(C<sub>1</sub>-C<sub>10</sub> alkylene)-OR<sup>6</sup>,  
 -O-(C<sub>1</sub>-C<sub>10</sub> alkylene)-C(O)R<sup>6</sup>, -O-(C<sub>1</sub>-C<sub>10</sub> alkylene)-C(O)OR<sup>6</sup>, -CN,  
 -O-(C<sub>1</sub>-C<sub>10</sub> alkylene)-C(O)NR<sup>6</sup>R<sup>7</sup>, -O-(C<sub>0</sub>-C<sub>10</sub> alkylene)-C(O)NR<sup>6</sup>NR<sup>7</sup>C(O)OR<sup>6</sup>,  
 5 -O-(C<sub>1</sub>-C<sub>10</sub> alkylene)-C(O)(aryl)-N=N=N<sup>-</sup>, -OC(O)-(C<sub>1</sub>-C<sub>10</sub> alkylene)-C(O)OR<sup>6</sup>,  
 -(C<sub>0</sub>-C<sub>10</sub> alkylene)-C(O)NR<sup>6</sup>R<sup>7</sup>, -(C<sub>0</sub>-C<sub>10</sub> alkylene)-OC(O)NR<sup>6</sup>R<sup>7</sup>, -NO<sub>2</sub>,  
 -(C<sub>0</sub>-C<sub>10</sub> alkylene)-NR<sup>6</sup>R<sup>7</sup>, -O-(C<sub>2</sub>-C<sub>10</sub> alkylene)-NR<sup>6</sup>R<sup>7</sup>, -NR<sup>6</sup>C(O)R<sup>7</sup>, -NR<sup>6</sup>C(O)OR<sup>9</sup>,  
 -NR<sup>6</sup>C(O)NR<sup>7</sup>R<sup>8</sup>, -NR<sup>6</sup>S(O)<sub>0-2</sub>R<sup>9</sup>, -N(S(O)<sub>0-2</sub>R<sup>9</sup>)<sub>2</sub>, -CHNOR<sup>6</sup>, -C(O)NR<sup>6</sup>R<sup>7</sup>,  
 -C(O)NR<sup>6</sup>NR<sup>6</sup>R<sup>7</sup>, -S(O)<sub>0-2</sub>NR<sup>6</sup>R<sup>7</sup>, -S(O)<sub>0-2</sub>R<sup>9</sup>, -O-C(O)-(C<sub>1</sub>-C<sub>10</sub> alkylene)-C(O)NR<sup>6</sup>R<sup>7</sup>,  
 10 -OC(O)-(C<sub>1</sub>-C<sub>10</sub> alkylene)-NR<sup>6</sup>C(O)O-(alkylaryl), -P(O)(OR<sup>10</sup>)<sub>2</sub>,  
 -(C<sub>1</sub>-C<sub>10</sub> alkylene)-OSi(alkyl)<sub>3</sub>, -CF<sub>3</sub>, -OCF<sub>3</sub>, halo, alkoxyalkoxy, alkoxyalkoxyalkoxy,  
 alkoxyacylalkoxy, alkoxyarylalkoxy, alkoxyiminoalkyl, alkylidyl, allyloxy, aryl,  
 arylalkyl, aryloxy, arylalkoxy, aroyl, aroyloxy, aroylaroyloxy, arylalkoxycarbonyl,  
 benzoylbenzoyloxy, heteroaryl, heteroarylalkyl, heteroarylalkoxy, dioxolanyl,  
 15 heterocyclyl, heterocyclylalkyl, heterocyclylcarbonyl, heterocyclylcarbonylalkoxy and  
 -L-M;

- Q<sup>5</sup> is 1 to 5 substituents independently selected from the group consisting of  
 alkyl, alkenyl, alkynyl, -(C<sub>0</sub>-C<sub>30</sub> alkylene)-G, -(C<sub>0</sub>-C<sub>10</sub> alkylene)-OR<sup>6</sup>,  
 -(C<sub>0</sub>-C<sub>10</sub> alkylene)-C(O)R<sup>6</sup>, -(C<sub>0</sub>-C<sub>10</sub> alkylene)-C(O)OR<sup>6</sup>, -(C<sub>0</sub>-C<sub>10</sub> alkylene)-OC(O)R<sup>6</sup>,  
 20 -(C<sub>0</sub>-C<sub>10</sub> alkylene)-OC(O)OR<sup>9</sup>, -CH=CH-C(O)R<sup>6</sup>, -CH=CH-C(O)OR<sup>6</sup>,  
 -C≡C-C(O)OR<sup>6</sup>, -C≡C-C(O)R<sup>6</sup>, -O-(C<sub>1</sub>-C<sub>10</sub> alkylene)-OR<sup>6</sup>,  
 -O-(C<sub>1</sub>-C<sub>10</sub> alkylene)-C(O)R<sup>6</sup>, -O-(C<sub>1</sub>-C<sub>10</sub> alkylene)-C(O)OR<sup>6</sup>, -CN,  
 -O-(C<sub>1</sub>-C<sub>10</sub> alkylene)-C(O)NR<sup>6</sup>R<sup>7</sup>, -O-(C<sub>0</sub>-C<sub>10</sub> alkylene)-C(O)NR<sup>6</sup>NR<sup>7</sup>C(O)OR<sup>6</sup>,  
 -O-(C<sub>1</sub>-C<sub>10</sub> alkylene)-C(O)(aryl)-N=N=N<sup>-</sup>, -OC(O)-(C<sub>1</sub>-C<sub>10</sub> alkylene)-C(O)OR<sup>6</sup>,  
 25 -(C<sub>0</sub>-C<sub>10</sub> alkylene)-C(O)NR<sup>6</sup>R<sup>7</sup>, -(C<sub>0</sub>-C<sub>10</sub> alkylene)-OC(O)NR<sup>6</sup>R<sup>7</sup>, -NO<sub>2</sub>,  
 -(C<sub>0</sub>-C<sub>10</sub> alkylene)-NR<sup>6</sup>R<sup>7</sup>, -O-(C<sub>2</sub>-C<sub>10</sub> alkylene)-NR<sup>6</sup>R<sup>7</sup>, -NR<sup>6</sup>C(O)R<sup>7</sup>, -NR<sup>6</sup>C(O)OR<sup>9</sup>,  
 -NR<sup>6</sup>C(O)NR<sup>7</sup>R<sup>8</sup>, -NR<sup>6</sup>S(O)<sub>0-2</sub>R<sup>9</sup>, -N(S(O)<sub>0-2</sub>R<sup>9</sup>)<sub>2</sub>, -CHNOR<sup>6</sup>, -C(O)NR<sup>6</sup>R<sup>7</sup>,  
 -C(O)NR<sup>6</sup>NR<sup>6</sup>R<sup>7</sup>, -S(O)<sub>0-2</sub>NR<sup>6</sup>R<sup>7</sup>, -S(O)<sub>0-2</sub>R<sup>9</sup>, -O-C(O)-(C<sub>1</sub>-C<sub>10</sub> alkylene)-C(O)NR<sup>6</sup>R<sup>7</sup>,  
 -OC(O)-(C<sub>1</sub>-C<sub>10</sub> alkylene)-NR<sup>6</sup>C(O)O-(alkylaryl), -P(O)(OR<sup>10</sup>)<sub>2</sub>,

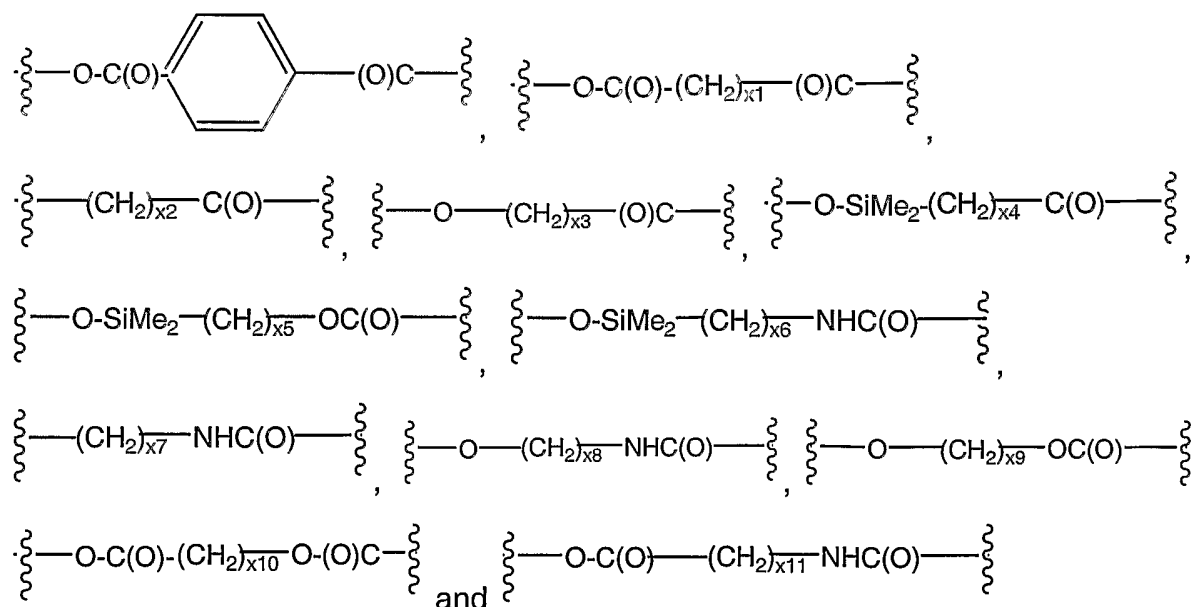
- 5 -

-(C<sub>1</sub>-C<sub>10</sub> alkylene)-OSi(alkyl)<sub>3</sub>, -CF<sub>3</sub>, -OCF<sub>3</sub>, halo, alkoxyalkoxy, alkoxyalkoxyalkoxy, alkoxyalkoxyalkoxy, alkoxyaryloxy, alkoxyiminoalkyl, alkyldioyl, allyloxy, aryl, arylalkyl, aryloxy, arylalkoxy, aroyl, aroyloxy, aroylaroyloxy, arylalkoxycarbonyl, benzoylbenzoyloxy, heteroaryl, heteroarylalkyl, heteroarylalkoxy, dioxolanyl, heterocyclyl, heterocyclylalkyl, heterocyclylcarbonyl, heterocyclylcarbonylalkoxy and -L-M;

wherein optionally one or more carbon atoms of the -(C<sub>0</sub>-C<sub>30</sub> alkylene)- radical of Q<sup>1</sup>, Q<sup>2</sup>, Q<sup>3</sup>, Q<sup>4</sup> and Q<sup>5</sup> is independently replaced by -O-, -C(O)-, -CH=CH-, -C≡C-, -N(alkyl)-, -N(alkylaryl)- or -NH-;

G is selected from the group consisting of a sugar residue, disugar residue, trisugar residue, tetrasugar residue, sugar acid, amino sugar, amino acid residue, oligopeptide residue comprising 2 to 9 amino acids, trialkylammoniumalkyl radical and -S(O)<sub>2</sub>-OH, wherein optionally the sugar residue, disugar residue, trisugar residue, tetrasugar residue, sugar acid, amino sugar, amino acid residue or oligopeptide residue of G is substituted with -L-M;

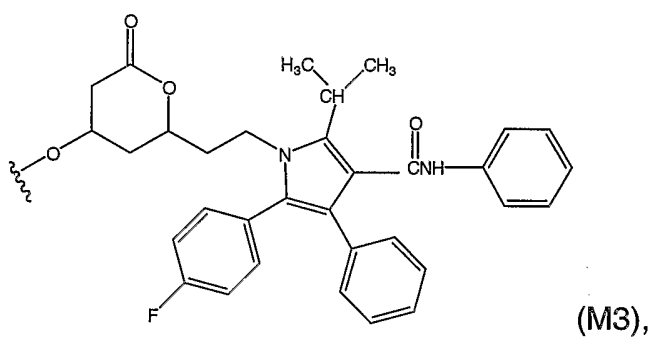
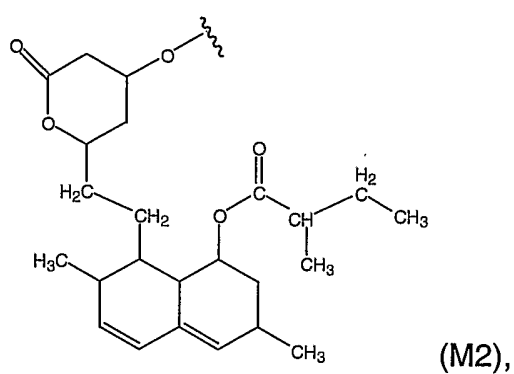
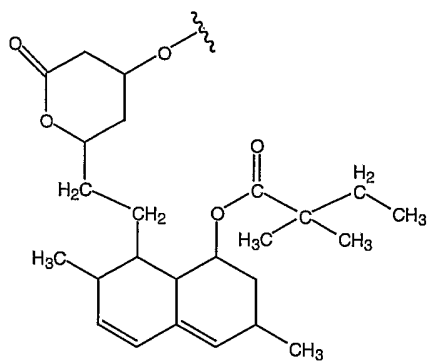
L is selected from the group consisting of



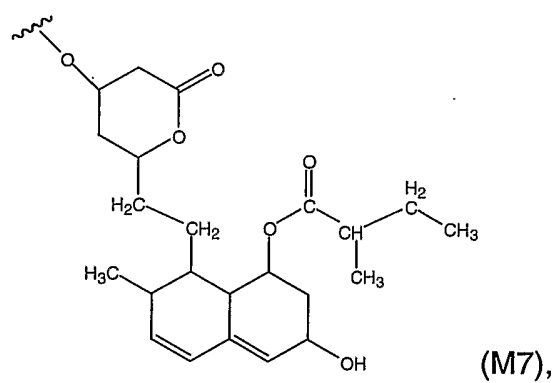
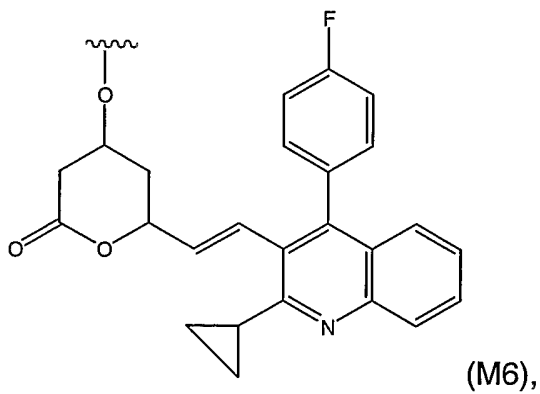
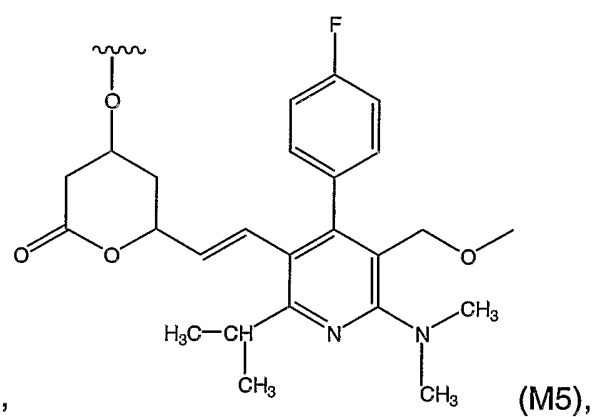
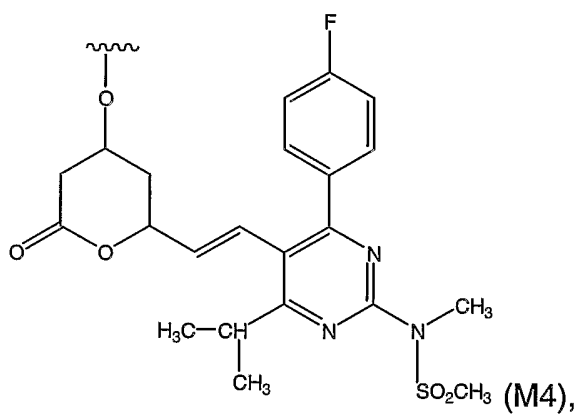
wherein Me is methyl;

- 6 -

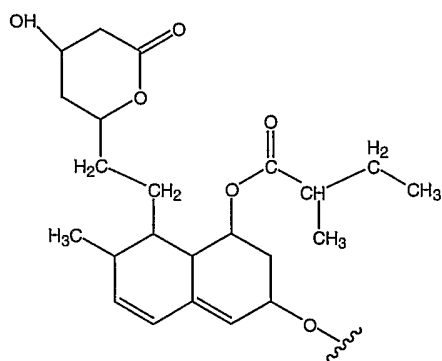
M is selected from the group of moieties consisting of



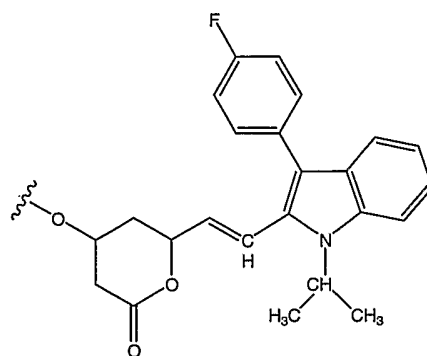
5



- 7 -



(M8),



(M9),

pharmaceutically acceptable salts of the moieties (M1) to (M9) and free acids of the moieties (M1) to (M9);

5  $R^2$  and  $R^3$  can be the same or different and each is independently selected from the group consisting of hydrogen, alkyl and aryl;

$R^6$ ,  $R^7$  and  $R^8$  can be the same or different and each is independently selected from the group consisting of hydrogen, alkyl, aryl and arylalkyl; and

each  $R^9$  is independently alkyl, aryl or arylalkyl.

10 each  $R^{10}$  is independently H or alkyl;

q is 0 or 1;

r is 0 or 1;

m, n and p are independently selected from 0, 1, 2, 3 or 4; provided that at least one of q and r is 1, and the sum of m, n, p, q and r is 1, 2, 3, 4, 5 or 6; and

15 provided that when p is 0 and r is 1, the sum of m, q and n is 1, 2, 3, 4 or 5;

x1 is 1 to 10;

x2 is 1 to 10;

x3 is 1 to 10;

x4 is 1 to 10;

20 x5 is 1 to 10;

x6 is 1 to 10;

x7 is 1 to 10;

x8 is 1 to 10;

x9 is 1 to 10;

25 x10 is 1 to 10; and

x11 is 1 to 10;



- 8 -

with the proviso that at least one of Q<sup>1</sup>, Q<sup>2</sup>, Q<sup>3</sup>, Q<sup>4</sup> and Q<sup>5</sup> is -L-M or the sugar residue, disugar residue, trisugar residue, tetrasugar residue, sugar acid, amino sugar, amino acid residue or oligopeptide residue of G is substituted with -L-M.

Pharmaceutical formulations or compositions for the treatment or prevention of a vascular condition, diabetes, obesity, stroke, lowering a concentration of a sterol or stanol in plasma of a mammal, preventing demyelination or treating Alzheimer's disease and/or regulating levels of amyloid  $\beta$  peptides in a subject comprising a therapeutically effective amount of the above compounds and a pharmaceutically acceptable carrier also are provided.

Methods of treating or preventing a vascular condition, diabetes, obesity, stroke, lowering a concentration of a sterol or stanol in plasma of a mammal, preventing demyelination or treating Alzheimer's disease and/or regulating levels of amyloid  $\beta$  peptides in a subject comprising the step of administering to a subject in need of such treatment an effective amount of the above compounds of Formula (I) also are provided.

Other than in the operating examples, or where otherwise indicated, all numbers expressing quantities of ingredients, reaction conditions, and so forth used in the specification and claims are to be understood as being modified in all instances by the term "about."

#### DETAILED DESCRIPTION

In its many embodiments, the present invention provides a novel class of compounds of Formula (I) above, processes for producing such compounds, pharmaceutical formulations or compositions comprising one or more of such compounds, methods of preparing the same, and methods of treatment, prevention, inhibition or amelioration of one or more conditions or diseases associated with vascular conditions or other conditions such as are discussed in detail below.

The compounds of Formula (I) are capable of being metabolized in vivo to form a sterol and/or stanol absorption inhibitor compound and a sterol biosynthesis inhibitor compound. As used herein, "sterol absorption inhibitor" means a compound capable of inhibiting the absorption of one or more sterols, including but not limited to cholesterol and phytosterols (such as sitosterol, campesterol, stigmasterol and

avenosterol) when administered in a therapeutically effective (sterol absorption inhibiting) amount to a subject or human. "Stanol absorption inhibitor" means a compound capable of inhibiting the absorption of one or more  $5\alpha$ -stanols (such as cholestanol,  $5\alpha$ -campestanol,  $5\alpha$ -sitostanol) when administered in a therapeutically effective (stanol absorption inhibiting) amount to a subject or human. The sterol or stanol absorption inhibitor can inhibit the absorption of cholesterol from the intestinal lumen into enterocytes, leading to a decrease in the delivery of intestinal sterol or stanol, respectively, to the liver. "Sterol biosynthesis inhibitor" means a compound, such as a 3-hydroxy-3-methylglutaryl coenzyme A (HMG CoA) reductase inhibitor, that blocks hydroxymethylglutaryl coenzyme A (HMG-CoA) reductase, which is the rate-limiting enzyme in hepatic cholesterol synthesis.

In an alternative embodiment, compounds of Formula (I) can have dual functionality, i.e., can exhibit sterol and/or stanol absorption inhibiting properties and also block hydroxymethylglutaryl coenzyme A (HMG-CoA) reductase.

Referring now to Formula (I), in one embodiment of the present invention, X, Y and Z are each  $-\text{CH}_2-$ .

The sum of m, n, p, q and r is preferably 2, 3 or 4, more preferably 3. Also preferred are compounds of Formula (I) in which p, q and n are each zero, r is 1 and m is 2 or 3.

In one embodiment, m, n and r are each zero, q is 1, p is 2, and Z is  $-\text{CH}_2-$ . Also preferred are compounds wherein m, n and r are each zero, q is 1, p is 2, and Z is  $-\text{CH}_2-$ ,  $\text{Q}^1$  is  $-\text{OR}^6$ , wherein  $\text{R}^6$  is hydrogen and  $\text{Q}^5$  is fluorine.

$\text{R}^2$  and  $\text{R}^3$  are each preferably hydrogen.

In one embodiment,  $\text{Q}^1$  and  $\text{Q}^2$  can be  $-\text{OR}^6$  wherein  $\text{R}^6$  is hydrogen, or a group readily metabolizable to a hydroxyl (such as  $-\text{O}(\text{CO})\text{R}^6$ ,  $-\text{O}(\text{CO})\text{OR}^9$  and  $-\text{O}(\text{CO})\text{NR}^6\text{R}^7$ , defined above).

In another embodiment  $\text{Q}^4$  is halo or  $-\text{OR}^6$ .

In another embodiment,  $\text{Q}^1$  is  $-\text{OR}^6$  wherein  $\text{R}^6$  is H.

In yet another embodiment,  $\text{Q}^1$  is  $-\text{L}-\text{M}$ .

In another embodiment,  $\text{Q}^2$  is  $-\text{L}-\text{M}$ .

In another embodiment,  $\text{Q}^3$  is  $-\text{L}-\text{M}$ .

- 10 -

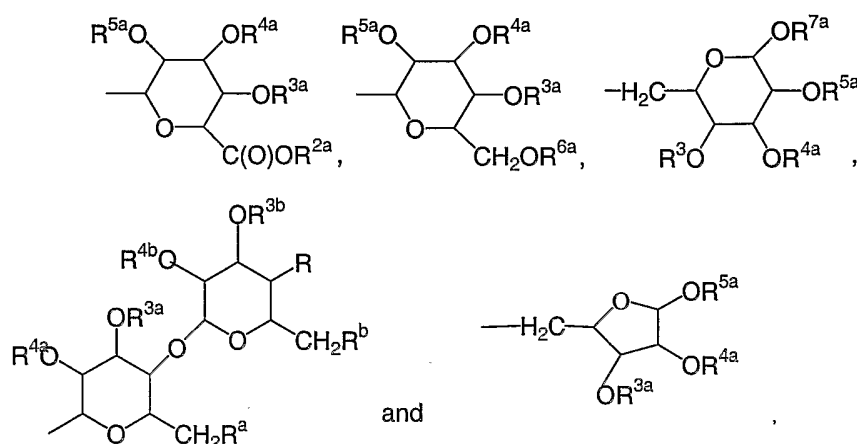
In another embodiment, Q<sup>4</sup> is -L-M.

In another embodiment, Q<sup>5</sup> is -L-M.

In another embodiment, Q<sup>5</sup> is halo.

In another embodiment, Q<sup>1</sup>, Q<sup>2</sup>, Q<sup>3</sup>, Q<sup>4</sup> or Q<sup>5</sup> is independently -(C<sub>0</sub>-C<sub>30</sub> alkylene)-G. In another embodiment, Q<sup>1</sup>, Q<sup>2</sup> or Q<sup>3</sup> is independently -(C<sub>0</sub>-C<sub>30</sub> alkylene)-G. In another embodiment, Q<sup>1</sup> or Q<sup>3</sup> is independently -(C<sub>0</sub>-C<sub>30</sub> alkylene)-G.

In one embodiment, G is selected from the group consisting of:



(sugar residues)

wherein R, R<sup>a</sup> and R<sup>b</sup> can be the same or different and each is independently selected from the group consisting of H, -OH, halo, -NH<sub>2</sub>, azido, alkoxyalkoxy or -W-R<sup>30</sup>;

W is independently selected from the group consisting of -NH-C(O)-, -O-C(O)-, -O-C(O)-N(R<sup>31</sup>)-, -NH-C(O)-N(R<sup>31</sup>)- and -O-C(S)-N(R<sup>31</sup>)-;

R<sup>2a</sup> and R<sup>6a</sup> can be the same or different and each is independently selected from the group consisting of H, alkyl, acetyl, aryl and arylalkyl;

R<sup>3a</sup>, R<sup>4a</sup>, R<sup>5a</sup>, R<sup>7a</sup>, R<sup>3b</sup> and R<sup>4b</sup> can be the same or different and each is independently selected from the group consisting of H, alkyl, acetyl, arylalkyl, -C(O)alkyl and -C(O)aryl;

R<sup>30</sup> is independently selected from the group consisting of R<sup>32</sup>-substituted T, R<sup>32</sup>-substituted-T-alkyl, R<sup>32</sup>-substituted-alkenyl, R<sup>32</sup>-substituted-alkyl, R<sup>32</sup>-substituted-cycloalkyl and R<sup>32</sup>-substituted-cycloalkylalkyl;

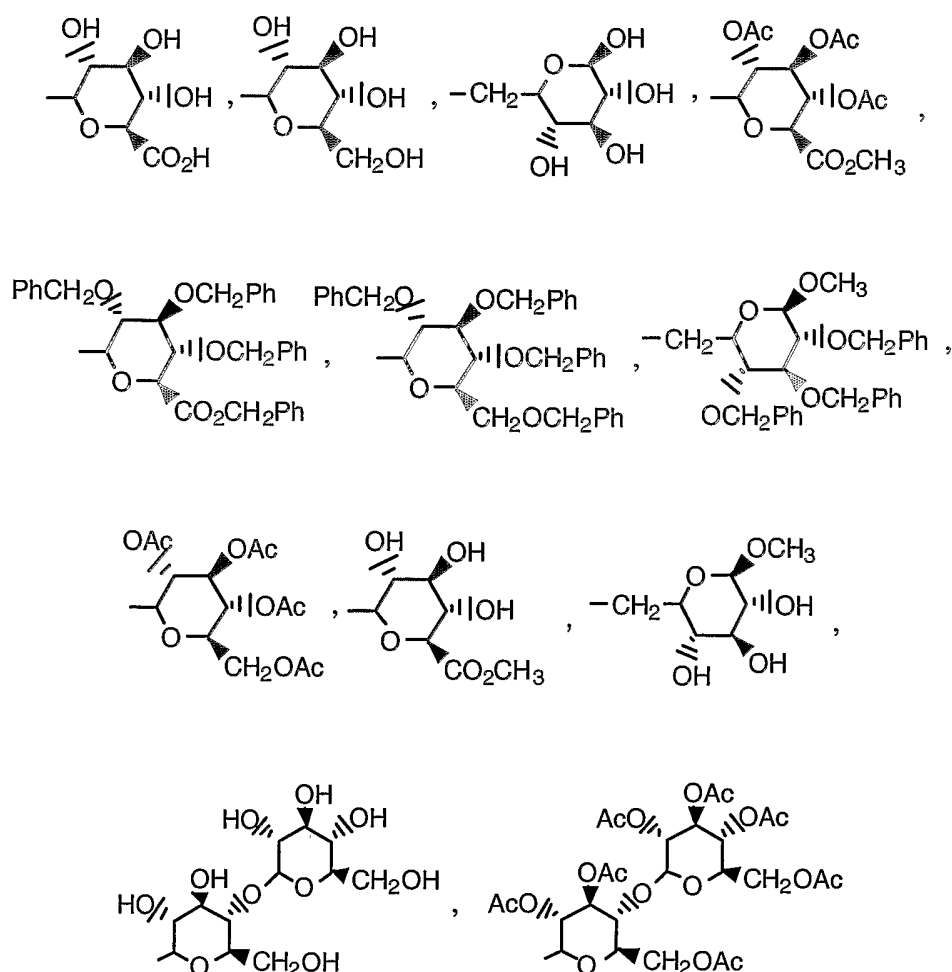
R<sup>31</sup> is independently selected from the group consisting of H and alkyl;

- 11 -

T is independently selected from the group consisting of phenyl, furyl, thienyl, pyrrolyl, oxazolyl, isoxazolyl, thiazolyl, isothiazolyl, benzothiazolyl, thiadiazolyl, pyrazolyl, imidazolyl and pyridyl;

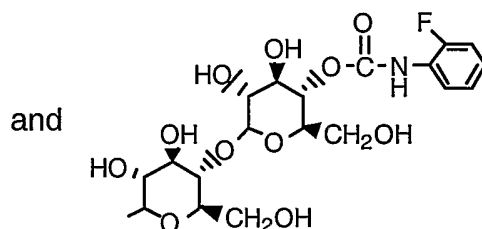
R<sup>32</sup> is 1 to 3 substituents which are each independently selected from the group consisting of H, halo, alkyl, -OH, phenoxy, -CF<sub>3</sub>, -NO<sub>2</sub>, alkoxy, methylenedioxy, oxo, alkylsulfanyl, alkylsulfinyl, alkylsulfonyl, -N(CH<sub>3</sub>)<sub>2</sub>, -C(O)-NHalkyl, -C(O)-N(alkyl)<sub>2</sub>, -C(O)-alkyl, -C(O)-alkoxy and pyrrolidinylcarbonyl; or R<sup>32</sup> is a covalent bond and R<sup>31</sup>, the nitrogen to which it is attached and R<sup>32</sup> form a pyrrolidinyl, piperidinyl, N-methyl-piperazinyl, indolinyll or morpholinyl group, or a alkoxy carbonyl-substituted pyrrolidinyl, piperidinyl, N-methylpiperazinyl, indolinyll or morpholinyl group.

In another embodiment, G is selected from:



15

- 12 -



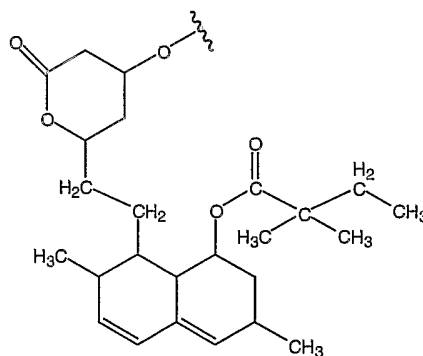
wherein Ac is acetyl and Ph is phenyl.

In another embodiment, optionally one or more carbon atoms of the  $-(C_0-C_{30})$  alkylene)- radical of  $Q^1$ ,  $Q^2$ ,  $Q^3$ ,  $Q^4$  and  $Q^5$  is independently replaced by  $-O-$ ,  $-C(O)-$ ,  $-CH=CH-$ ,  $-C\equiv C-$ ,  $-N(alkyl)-$ ,  $-N(alkylaryl)-$  or  $-NH-$ , preferably  $-O-$ .

The  $-(C_0-C_{30})$  alkylene)-G substituent is preferably in the 4-position of the phenyl ring to which it is attached.

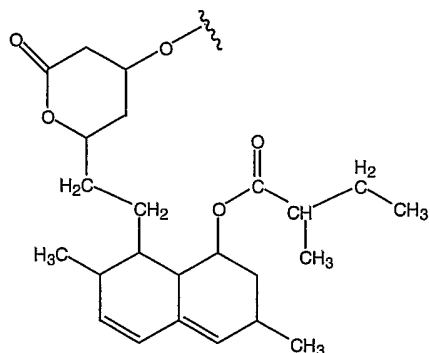
In one embodiment, L is  $\text{---}O-C(O)-(CH_2)_{X1}-(O)C\text{---}$ , wherein X1 is 1 to 5, preferably 3.

In one embodiment, L is  $\text{---}O-(CH_2)_{X3}-(O)C\text{---}$ , wherein X3 is 1 to 5, preferably 3.

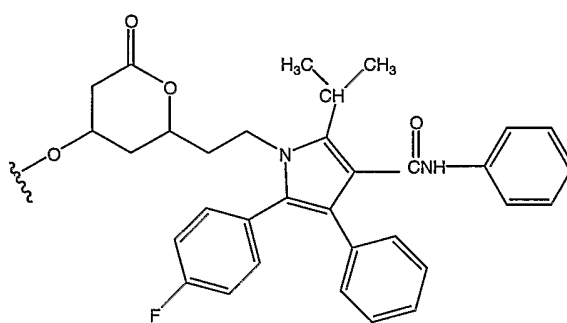


In one embodiment, M is (M1) or pharmaceutically acceptable salts thereof.

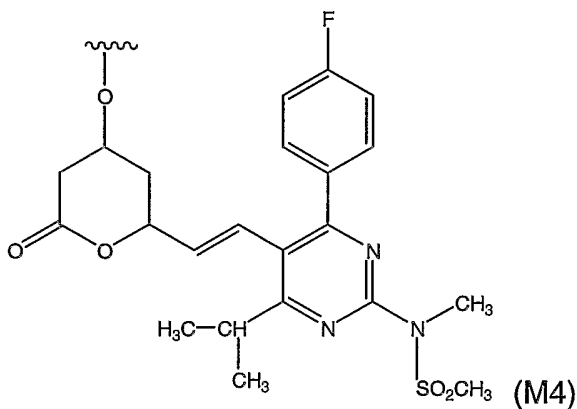
- 13 -



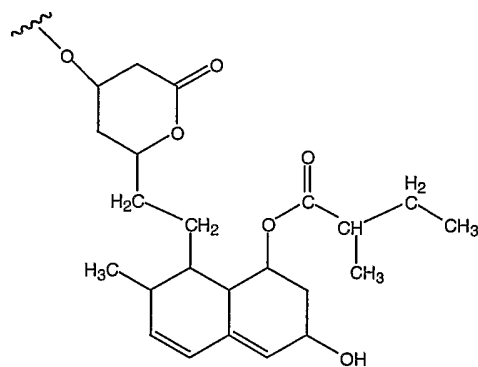
In another embodiment, M is (M2) or pharmaceutically acceptable salts thereof.



In another embodiment, M is (M3) or pharmaceutically acceptable salts thereof.



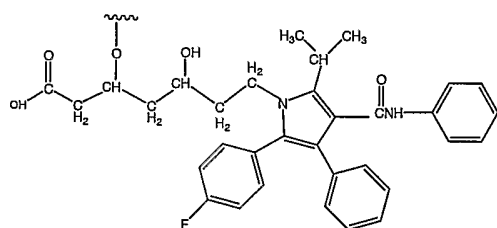
5 In another embodiment, M is (M4) or pharmaceutically acceptable salts thereof.



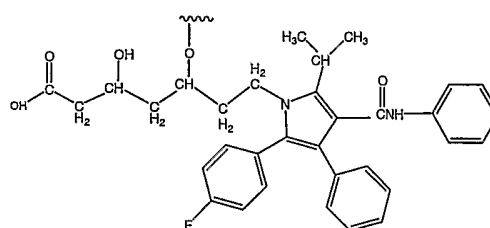
In another embodiment, M is (M7) or pharmaceutically acceptable salts thereof.

- 14 -

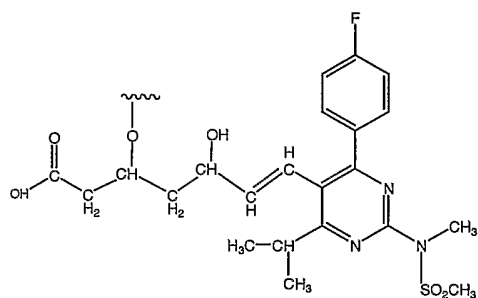
In another embodiment, M can be selected from free acids obtained by ring opening of the lactone of M3 through M7 or M9, for example as shown below



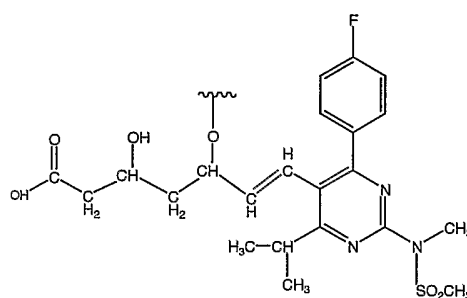
(M3A),



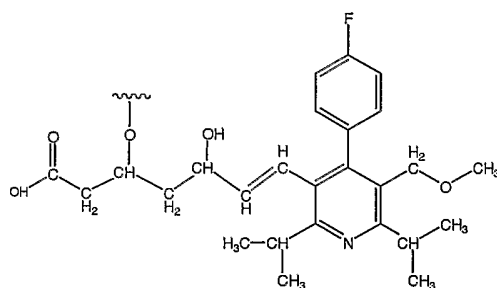
(M3B),



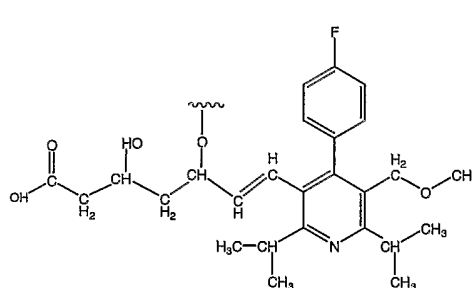
(M4A),



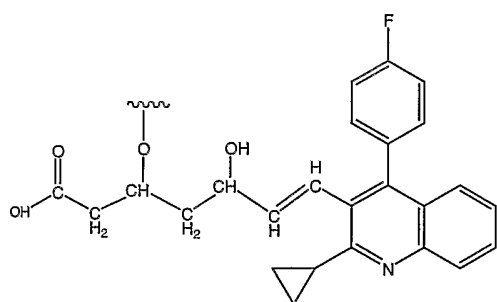
(M4B),



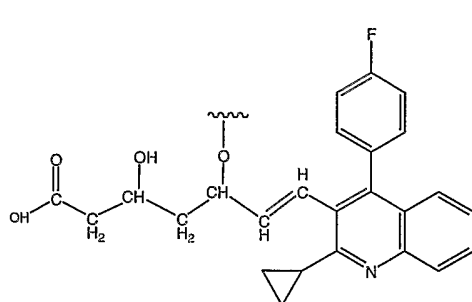
(M5A),



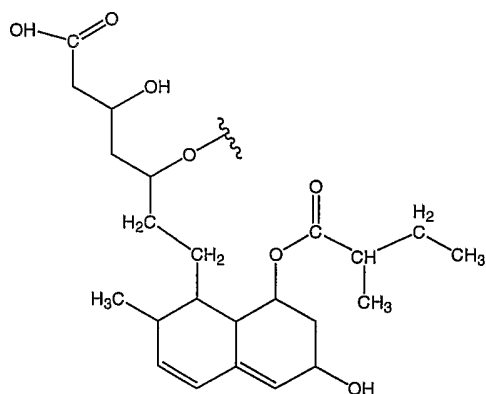
(M5B),



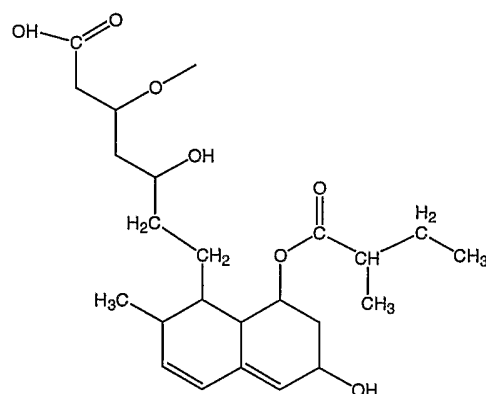
(M6A),



(M6B),

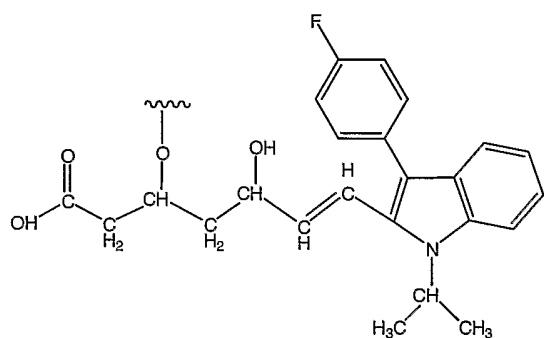
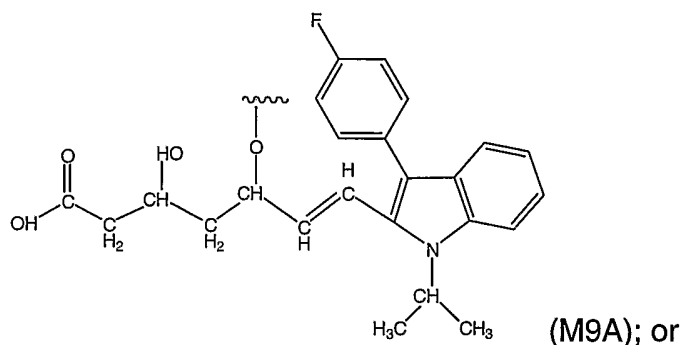



(M7A),



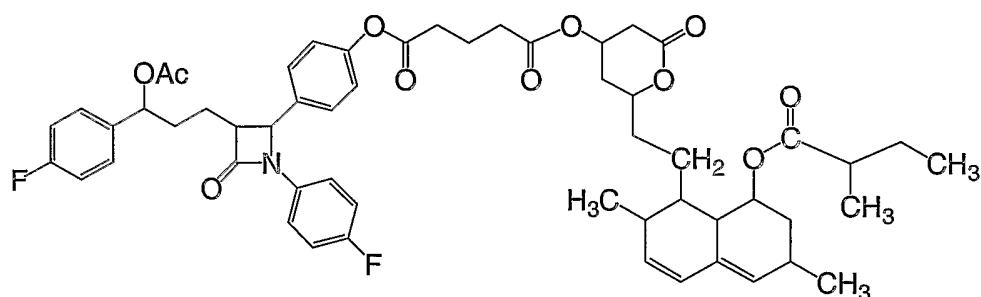
(M7B),

- 15 -




 (M9B) or pharmaceutically acceptable salts of (M3A), (M3B), (M4A), (M4B), (M5A), (M5B), (M6A), (M6B), (M7A), (M7B), (M9A) or (M9B), such as sodium or calcium salts.

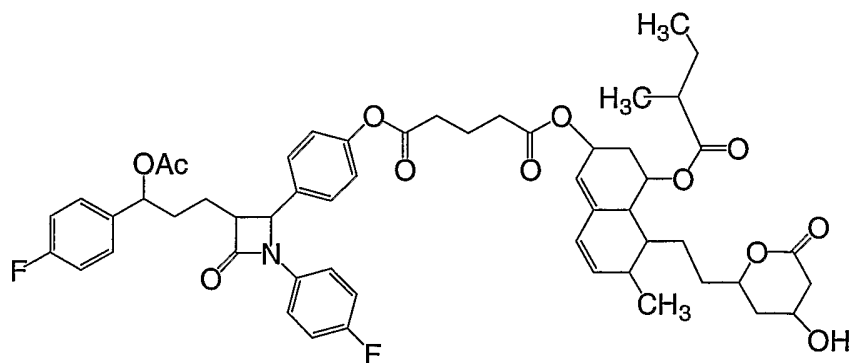
5 One embodiment of the present invention is a compound of Formula (II)



**15A**

(II).

Another embodiment of the present invention is a compound of Formula (III)



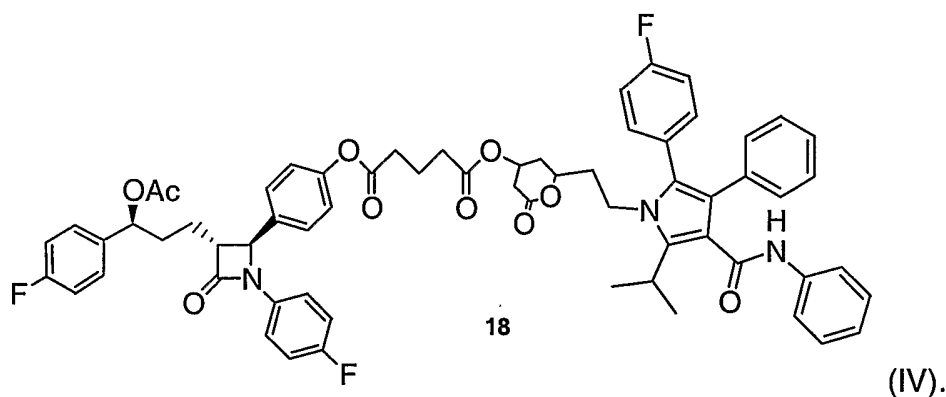
15

(III).

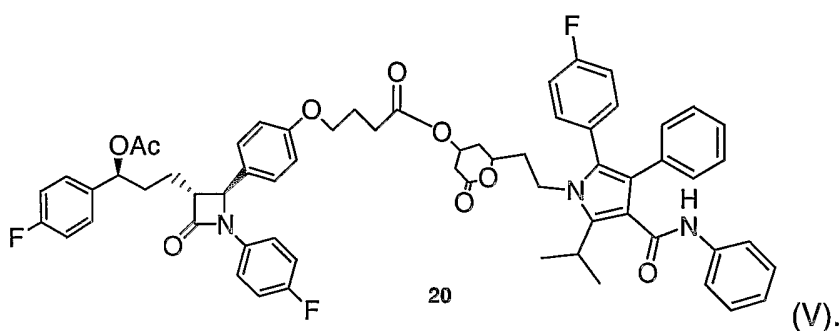


- 16 -

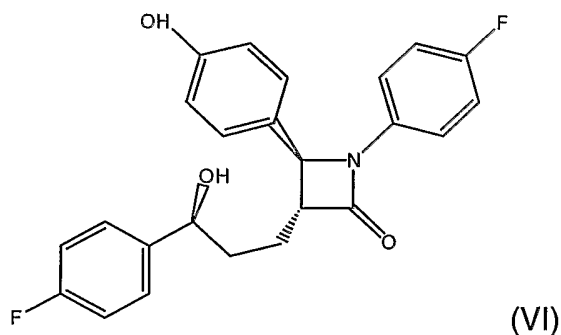
Another embodiment of the present invention is a compound of Formula (IV)



Another embodiment of the present invention is a compound of Formula (V)

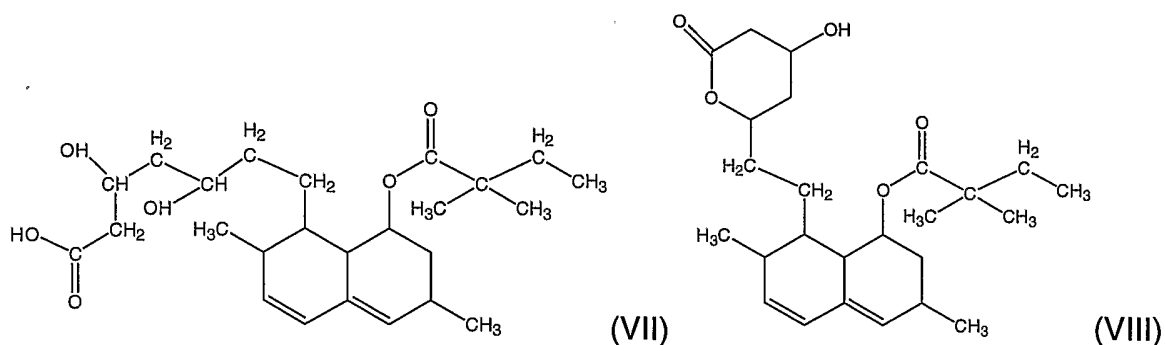


When any of the compounds of Formulae (II-V) is metabolized, one of the compounds (sterol and/or stanol absorption inhibitor) which can be formed is represented by Formula (VI) (ezetimibe) below:



or pharmaceutically acceptable salts, esters or solvates of the compound of Formula (VI).

Alternatively or additionally, when the compound of Formula (II) is metabolized, compounds (sterol biosynthesis inhibitor) which can be formed are represented by Formulae (VII) (free acid form of simvastatin) and (VIII) (simvastatin) below:



Similarly, when the compound of Formula (III) is metabolized, compounds (sterol biosynthesis inhibitors) which can be formed include pravastatin and the free acid form of pravastatin. Likewise, when the compounds of Formulae (IV) or (V) are metabolized, compounds (sterol biosynthesis inhibitors) which can be formed include atorvastatin and the free acid form of atorvastatin.

As used above, and throughout the specification, the following terms, unless otherwise indicated, shall be understood to have the following meanings:

"Subject" includes both mammals and non-mammalian animals.

“Mammal” includes humans and other mammalian animals.

The above statements, wherein, for example, Q<sup>1</sup> and Q<sup>2</sup> are said to be independently selected from a group of substituents, means that Q<sup>1</sup> and Q<sup>2</sup> are independently selected, but also that where an Q<sup>1</sup> or Q<sup>2</sup> variable occurs more than once in a molecule, those occurrences are independently selected (e.g., if Q<sup>1</sup> is -OR<sup>6</sup> wherein R<sup>6</sup> is hydrogen, Q<sup>2</sup> can be -OR<sup>6</sup> wherein R<sup>6</sup> is alkyl). Those skilled in the art will recognize that the size and nature of the substituent(s) will affect the number of substituents that can be present.

The term “optionally substituted” means optional substitution with the specified groups, radicals or moieties. It should be noted that any atom with unsatisfied valences in the text, schemes, examples and tables herein is assumed to have the hydrogen atom(s) to satisfy the valences.

The following definitions apply regardless of whether a term is used by itself or in combination with other terms, unless otherwise indicated. Therefore, the definition of “alkyl” applies to “alkyl” as well as the “alkyl” portions of “hydroxyalkyl”, “haloalkyl”, “alkoxy”, etc.

As used herein, the term "alkyl" means an aliphatic hydrocarbon group that can be straight or branched and comprises 1 to about 20 carbon atoms in the chain. Preferred alkyl groups comprise 1 to about 12 carbon atoms in the chain. More preferred alkyl groups comprise 1 to about 6 carbon atoms in the chain. "Branched" means that one or more lower alkyl groups such as methyl, ethyl or propyl, are attached to a linear alkyl chain. "Lower alkyl" means a group having about 1 to about 6 carbon atoms in a chain that may be straight or branched. The alkyl can be substituted by one or more substituents independently selected from the group consisting of halo, aryl, cycloalkyl, cyano, hydroxy, alkoxy, alkylthio, amino, -NH(alkyl), -NH(cycloalkyl), -N(alkyl)<sub>2</sub> (which alkyls can be the same or different), carboxy and -C(O)O-alkyl. Non-limiting examples of suitable alkyl groups include methyl, ethyl, n-propyl, isopropyl, n-butyl, t-butyl, n-pentyl, heptyl, nonyl, decyl, fluoromethyl, trifluoromethyl and cyclopropylmethyl.

"Alkenyl" means an aliphatic hydrocarbon group (straight or branched carbon chain) comprising one or more double bonds in the chain and which can be conjugated or unconjugated. Useful alkenyl groups can comprise 2 to about 15 carbon atoms in the chain, preferably 2 to about 12 carbon atoms in the chain, and more preferably 2 to about 6 carbon atoms in the chain. "Lower alkenyl" means 2 to about 6 carbon atoms in the chain that can be straight or branched. The alkenyl group can be substituted by one or more substituents independently selected from the group consisting of halo, alkyl, aryl, cycloalkyl, cyano and alkoxy. Non-limiting examples of suitable alkenyl groups include ethenyl, propenyl, n-butenyl, 3-methylbutenyl and n-pentenyl.

Where an alkyl or alkenyl chain joins two other variables and is therefore bivalent, the terms alkylene and alkenylene, respectively, are used.

"Alkoxy" means an alkyl-O- group in which the alkyl group is as previously described. Useful alkoxy groups can comprise 1 to about 12 carbon atoms, preferably 1 to about 6 carbon atoms. Non-limiting examples of suitable alkoxy groups include methoxy, ethoxy and isopropoxy. The alkyl group of the alkoxy is linked to an adjacent moiety through the ether oxygen.

"Alkoxyarylalkoxy" means an alkyl-O-aryl-alkylene-O- group in which the alkyl, alkylene and aryl groups are as previously described. Useful alkoxyarylalkoxy groups

can comprise 7 to about 26 carbon atoms, preferably 7 to about 12 carbon atoms. A non-limiting example of a suitable alkoxyarylalkoxy group is methoxybenzyloxy. The alkoxyarylalkoxy is linked to an adjacent moiety through the ether oxygen.

"Alkoxycarbonylalkoxy" means an alkyl-O-C(O)-alkylene-O- group in which the alkyl and alkylene groups are as previously described. Useful alkoxycarbonylalkoxy groups can comprise 3 to about 12 carbon atoms, preferably 3 to about 8 carbon atoms. A non-limiting example of a suitable alkoxycarbonylalkoxy group is CH<sub>3</sub>CH<sub>2</sub>-O-C(O)-CH<sub>2</sub>-O-. The alkoxycarbonylalkoxy is linked to an adjacent moiety through the ether oxygen.

"Alkoxyiminoalkyl" means an alkyl-O-N=CH-alkylene- group in which the alkyl and alkylene groups are as previously described. Useful alkoxyiminoalkyl groups can comprise 2 to about 12 carbon atoms, preferably 2 to about 8 carbon atoms. The alkoxyiminoalkyl is linked to an adjacent moiety through the alkylene group.

"Alkyldioyl" means an ROC(O)-alkylene-C(O)-O- group in which R is alkyl or H and the alkylene group is as previously described. Useful alkyldioyl groups can comprise 2 to about 12 carbon atoms, preferably 2 to about 8 carbon atoms. Non-limiting examples of suitable alkyldioyl groups include 1,3-propanediol. The alkyldioyl is linked to an adjacent moiety through the ester oxygen.

"Alkynyl" means an aliphatic hydrocarbon group comprising at least one carbon-carbon triple bond and which may be straight or branched and comprising about 2 to about 15 carbon atoms in the chain. Preferred alkynyl groups have about 2 to about 12 carbon atoms in the chain; and more preferably about 2 to about 4 carbon atoms in the chain. Branched means that one or more lower alkyl groups such as methyl, ethyl or propyl, are attached to a linear alkynyl chain. "Lower alkynyl" means about 2 to about 6 carbon atoms in the chain which may be straight or branched. Non-limiting examples of suitable alkynyl groups include ethynyl, propynyl, 2-butylnyl, 3-methylbutynyl, n-pentylnyl, and decynyl. The alkynyl group may be substituted by one or more substituents which may be the same or different, each substituent being independently selected from the group consisting of alkyl, aryl and cycloalkyl.

"Allyloxy" means H<sub>2</sub>C=CH-O-. The allyloxy is linked to an adjacent moiety through the ether oxygen.

"Aryl" means an aromatic monocyclic or multicyclic ring system comprising about 5 to about 14 carbon atoms, preferably about 6 to about 10 carbon atoms. The aryl group can be substituted with one or more "ring system substituents" which may be the same or different, and are as defined herein. Non-limiting examples of suitable aryl groups include phenyl, naphthyl, indenyl, tetrahydronaphthyl and indanyl.

"Arylene" means a bivalent phenyl group, including ortho, meta and para-substitution.

"Aralkyl" or "arylalkyl" means an aryl-alkylene- group in which the aryl and alkylene are as previously described. Preferred aralkyls comprise a lower alkyl group. Non-limiting examples of suitable aralkyl groups include benzyl, phenethyl and naphthlenylmethyl. The aralkyl is linked to an adjacent moiety through the alkylene group.

"Aryloxy" means an aryl-O- group in which the aryl group is as previously described. Non-limiting examples of suitable aryloxy groups include phenoxy and naphthoxy. The bond to the parent moiety is through the ether oxygen.

"Aralkoxy" or "arylalkyloxy" means an aralkyl-O- group in which the aralkyl group is as previously described. Non-limiting examples of suitable aralkoxy groups include benzyloxy and 1- or 2-naphthalenemethoxy. The bond to the parent moiety is through the ether oxygen. "Aralkoxycarbonyl" means an aralkoxy-C(O)- group in which the aralkoxy group is as previously described.

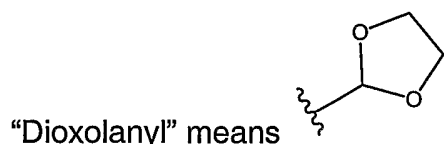
"Aroyl" means an aryl-C(O)- group in which the aryl group is as previously described. The bond to the parent moiety is through the carbonyl. Non-limiting examples of suitable groups include benzoyl and 1- and 2-naphthoyl.

"Aroyloxy" means an aroyl-O- group in which the aroyl group is as previously described. The bond to the parent moiety is through the ether oxygen. Non-limiting examples of suitable groups include benzoyloxy and 1- and 2-naphthoyloxy.

"Cycloalkyl" means a non-aromatic mono- or multicyclic ring system comprising about 3 to about 10 carbon atoms, preferably about 5 to about 10 carbon atoms. Preferred cycloalkyl rings contain about 5 to about 7 ring atoms. The cycloalkyl can be substituted with one or more "ring system substituents" which may be the same or different, and are as defined below. Non-limiting examples of suitable monocyclic cycloalkyls include cyclopropyl, cyclobutyl, cyclopentyl, cyclohexyl and the like. Non-limiting examples of suitable multicyclic cycloalkyls include 1-decalinyl, norbornyl,

- 21 -

adamantyl and the like. "Cycloalkylene" refers to a corresponding bivalent ring, wherein the points of attachment to other groups include all positional isomers.



"Halo" refers to fluorine, chlorine, bromine or iodine radicals. Preferred are fluoro, chloro or bromo, and more preferred are fluoro and chloro.

"Heteroaryl" means a monocyclic or multicyclic aromatic ring system of about 5 to about 14 ring atoms, preferably about 5 to about 10 ring atoms, in which one or more of the atoms in the ring system is/are atoms other than carbon, for example nitrogen, oxygen or sulfur. The heteroatom(s) interrupt a carbocyclic ring structure and have a sufficient number of delocalized pi electrons to provide aromatic character, provided that the rings do not contain adjacent oxygen and/or sulfur atoms. Preferred heteroaryls contain about 5 to about 6 ring atoms. The "heteroaryl" can be optionally substituted by one or more "ring system substituents" which may be the same or different, and are as defined herein. The prefix aza, oxa or thia before the heteroaryl root name means that at least a nitrogen, oxygen or sulfur atom respectively, is present as a ring atom. A nitrogen atom of a heteroaryl can be oxidized to form the corresponding N-oxide. All regioisomers are contemplated, e.g., 2-pyridyl, 3-pyridyl and 4-pyridyl. Examples of useful 6-membered heteroaryl groups include pyridyl, pyrimidinyl, pyrazinyl, pyridazinyl and the like and the N-oxides thereof. Examples of useful 5-membered heteroaryl rings include furyl, thienyl, pyrrolyl, thiazolyl, isothiazolyl, imidazolyl, pyrazolyl and isoxazolyl. Useful bicyclic groups are benzo-fused ring systems derived from the heteroaryl groups named above, e.g., quinolyl, phthalazinyl, quinazolinyl, benzofuranyl, benzothienyl and indolyl.

"Heteroarylalkyl" or "heteroaralkyl" means a heteroaryl-alkylene- group in which the heteroaryl and alkyl are as previously described. Preferred heteroaralkyls contain a lower alkyl group. Non-limiting examples of suitable heteroaralkyl groups include pyridylmethyl, 2-(furan-3-yl)ethyl and quinolin-3-ylmethyl. The bond to the parent moiety is through the alkylene. "Heteroarylalkoxy" means a heteroaryl-alkylene-O-group in which the heteroaryl and alkylene are as previously described.

"Heterocyclyl" means a non-aromatic saturated monocyclic or multicyclic ring system comprising about 3 to about 10 ring atoms, preferably about 5 to about 10 ring atoms, in which one or more of the atoms in the ring system is an element other than carbon, for example nitrogen, oxygen or sulfur, alone or in combination. There are no adjacent oxygen and/or sulfur atoms present in the ring system. Preferred heterocyclyls contain about 5 to about 6 ring atoms. The prefix aza, oxa or thia before the heterocyclyl root name means that at least a nitrogen, oxygen or sulfur atom respectively is present as a ring atom. The heterocyclyl can be optionally substituted by one or more "ring system substituents" which may be the same or different, and are as defined herein. The nitrogen or sulfur atom of the heterocyclyl can be optionally oxidized to the corresponding N-oxide, S-oxide or S,S-dioxide. Non-limiting examples of suitable monocyclic heterocyclyl rings include piperidyl, pyrrolidinyl, piperazinyl, morpholinyl, thiomorpholinyl, thiazolidinyl, 1,3-dioxolanyl, 1,4-dioxanyl, tetrahydrofuranyl, tetrahydrothiophenyl, tetrahydrothiopyranyl, and the like.

"Heterocyclylalkyl" means a heterocyclyl-alkylene- group in which the heterocyclyl and alkylene groups are as previously described. Preferred heterocyclylalkyls contain a lower alkylene group. The bond to the parent moiety is through the alkylene. "Heterocyclylcarbonyl" means a heterocyclyl-C(O)- group in which the heterocyclyl is as previously described. Preferred heterocyclylcarbonyls contain a lower alkyl group. The bond to the parent moiety is through the carbonyl. "Heterocyclylcarbonylalkoxy" means a heterocyclyl-C(O)-alkoxy- group in which the heterocyclyl and alkoxy are as previously described.

"Ring system substituent" means a substituent attached to an aromatic or non-aromatic ring system that, for example, replaces an available hydrogen on the ring system. Ring system substituents may be the same or different, each being independently selected from the group consisting of aryl, heteroaryl, aralkyl, alkylaryl, aralkenyl, heteroaralkyl, alkylheteroaryl, heteroaralkenyl, hydroxy, hydroxyalkyl, alkoxy, aryloxy, aralkoxy, acyl, aroyl, halo, nitro, cyano, carboxy, alkoxycarbonyl, aryloxy carbonyl, aralkoxycarbonyl, alkylsulfonyl, arylsulfonyl, heteroaryl/sulfonyl, alkylsulfinyl, arylsulfinyl, heteroaryl/sulfinyl, alkylthio, arylthio, heteroarylthio, aralkylthio, heteroaralkylthio, cycloalkyl, cycloalkenyl, heterocyclyl, heterocyclenyl,  $Y_1Y_2N-$ ,  $Y_1Y_2N$ -alkyl-,  $Y_1Y_2NC(O)-$  and  $Y_1Y_2NSO_2-$ , wherein  $Y_1$  and  $Y_2$  may be the

same or different and are independently selected from the group consisting of hydrogen, alkyl, aryl, and aralkyl.

“Sugar residue” means a moiety derived from an aldose or ketose that has 3 to 7 carbon atoms and may belong to the D or L series. Non-limiting examples of  
5 suitable aldoses from which the sugar residue can be formed include glucose, mannose, galactose, ribose, erythrose and glyceraldehydes. A non-limiting example of a suitable ketose from which the sugar residue can be formed is fructose.

“Disugar residue” means a moiety derived from a sugar that can be hydrolyzed to two monosaccharide molecules. Non-limiting examples of suitable compounds  
10 from which the disugar residue can be formed include maltose, lactose, cellobiose and sucrose.

Examples of sugar residues and disugar residues include those moieties G listed in detail above.

Di-, tri- or tetrasaccharides are formed by acetal-like binding of two or more  
15 sugars. The bonds may be in  $\alpha$  or  $\beta$  form. “Trisugar residue” means a moiety derived from a sugar that can be hydrolyzed to three monosaccharide molecules. “Tetrasugar residue” means a moiety derived from a sugar that can be hydrolyzed to four monosaccharide molecules.

If the sugar is substituted, the substitution is preferably at the hydrogen atom of  
20 an OH group of the sugar.

“Sugar acid” means an sugar residue, such as can be formed from glucuronic acid, galacturonic acid, gluconic acid, galactonic acid, mannonic acid, glucaric acid and galactaric acid.

“Amino sugar” means an amino-substituted sugar residue such as can be  
25 formed from glucosamine, galactosamine, glucamine or 3-amino-1,2-propanediol.

Suitable protective groups for the hydroxyl groups of the sugars include benzyl, acetyl, benzoyl, pivaloyl, trityl, tert-butyldimethylsilyl, benzilidene, cyclohexidene or isopropylidene protective groups.

“Amino acid residue” means a moiety derived from an amino acid. The amino  
30 acid moiety can be prepared from the D or L forms of the amino acid. Non-limiting examples of suitable amino acids from which the amino acid residue can be prepared include alanine, arginine, asparagine, aspartic acid, cysteine, cystine, glutamic acid,

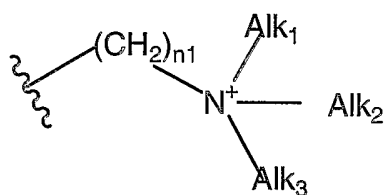


- 24 -

glutamine, glycine, histidine, hydroxylysine, hydroxyproline, isoleucine, leucine, lysine, methionine, phenylalanine, proline, serine, threonine, tryptophane, tyrosine, valine, 2-aminoadipic acid, 3-aminoadipic acid, beta-alanine, 2-aminobutyric acid, 4-aminobutyric acid, piperidino carboxylic acid, 6-aminocaproic acid, 2-aminoheptanoic acid, 2-(2-thienyl)glycine, penicillamine, N-ethylasparagine, 2-aminoisobutyric acid, 2-aminoisobutyric acid, 2-aminopimelic acid, 2,4-diaminobutyric acid, desmosine, 2,2-diaminopimelic acid, 2,3-diaminopropioninc acid, N-ethylglycine, 3-(2-thienyl)alanine, sarcosine, N-methylisoleucine, 6-N-methyllysine, N-methylvaline, norvaline, norleucine, ornithine and N-methylglycine.

“Oligopeptide residue” means the residue of a peptide constructed of 2 to 9 of the amino acids mentioned above.

“Trialkylammonium alkyl radical” means the group



wherein  $n_1$  is 0 to 10 and  $\text{Alk}_1$ ,  $\text{Alk}_2$  and  $\text{Alk}_3$  can be the same or different and each is a straight or branched alkyl radical having 1 to 20 carbon atoms.

Compounds of the invention have at least one asymmetrical carbon atom and therefore all isomers, including enantiomers, stereoisomers, rotamers, tautomers and racemates of the compounds of Formula (I) (where they exist) are contemplated as being part of this invention. The invention includes d and l isomers in both pure form and in admixture, including racemic mixtures. Isomers can be prepared using conventional techniques, either by reacting optically pure or optically enriched starting materials or by separating isomers of a compound of the Formula I. Isomers may also include geometric isomers, e.g., when a double bond is present. Polymorphous forms of the compounds of Formula (I), whether crystalline or amorphous, also are contemplated as being part of this invention.

Those skilled in the art will appreciate that for some of the compounds of the Formula I, one isomer will show greater pharmacological activity than other isomers.

Compounds of the invention with an amino group can form pharmaceutically acceptable salts with organic and inorganic acids. Examples of suitable acids for salt

- 25 -

formation are hydrochloric, sulfuric, phosphoric, acetic, citric, oxalic, malonic, salicylic, malic, fumaric, succinic, ascorbic, maleic, methanesulfonic and other mineral and carboxylic acids well known to those in the art. The salt is prepared by contacting the free base form with a sufficient amount of the desired acid to produce a salt. The free base form may be regenerated by treating the salt with a suitable dilute aqueous base solution such as dilute aqueous sodium bicarbonate. The free base form differs from its respective salt form somewhat in certain physical properties, such as solubility in polar solvents, but the salt is otherwise equivalent to its respective free base forms for purposes of the invention.

Certain compounds of the invention are acidic (e.g., those compounds which possess a carboxyl group). These compounds form pharmaceutically acceptable salts with inorganic and organic bases. Examples of such salts are the sodium, potassium, calcium, aluminum, gold and silver salts. Also included are salts formed with pharmaceutically acceptable amines such as ammonia, alkyl amines, hydroxyalkylamines, N-methylglucamine and the like.

Compounds of the invention with a carboxylic acid group can form pharmaceutically acceptable esters with an alcohol. Examples of suitable alcohols include methanol and ethanol.

Prodrugs and solvates of the compounds of the invention are also contemplated herein. The term "prodrug", as employed herein, denotes a compound that is a drug precursor which, upon administration to a subject, undergoes chemical conversion by metabolic or chemical processes to yield a compound of formula I or a salt and/or solvate thereof (e.g., a prodrug on being brought to the physiological pH or through enzyme action is converted to the desired drug form). A discussion of prodrugs is provided in T. Higuchi and V. Stella, *Pro-drugs as Novel Delivery Systems* (1987) Volume 14 of the A.C.S. Symposium Series, and in *Bioreversible Carriers in Drug Design*, (1987) Edward B. Roche, ed., American Pharmaceutical Association and Pergamon Press, both of which are incorporated herein by reference thereto.

"Solvate" means a physical association of a compound of this invention with one or more solvent molecules. This physical association involves varying degrees of ionic and covalent bonding, including hydrogen bonding. In certain instances the solvate will be capable of isolation, for example when one or more solvent molecules

are incorporated in the crystal lattice of the crystalline solid. "Solvate" encompasses both solution-phase and isolatable solvates. Non-limiting examples of suitable solvates include ethanolates, methanolates, and the like. "Hydrate" is a solvate wherein the solvent molecule is H<sub>2</sub>O.

5           Generally, the azetidinone portion of the compounds of Formula (I) can be prepared by a variety of methods well known to those skilled in the art, for example such as are disclosed in U.S. Patents Nos. 5,631,365, 5,767,115, 5,846,966, 6,207,822, PCT Patent Application No. 02/079174 and PCT Patent Application WO 93/02048, each of which is incorporated herein by reference, and in the Example  
10 below. Preferably the azetidinone is prepared from ezetimibe, such as can be prepared by routine separation methods from ZETIA® ezetimibe formulation that is commercially available from Schering-Plough Corporation. The benzylic hydroxyl of ezetimibe can be protected for example by acetylation and deprotected after coupling to the statin by methods which would be evident to one skilled in the art.

15           The statin compound for preparing the -M portion of the molecule can be prepared by a variety of methods, for example the statin compound for preparing M1 can be prepared by methods such as are disclosed in PCT WO 98/12188, U.S. Patents Nos. 5763653, 5763646, 4444784, 4582915, 4820850, or by routine separation methods from ZOCOR® simvastatin formulation which is commercially  
20 available from Merck & Co. Inc. The compound for preparing M2 can be prepared by methods such as are disclosed in U.S. Patents Nos. 4231938, 4294926, US 5763653, 4323648, 4916239, 5763646 or by routine separation methods from MEVACOR® lovastatin formulation which is commercially available from Merck & Co. Inc. The compound for preparing M3, M3A or M3B can be prepared by methods such as are  
25 disclosed in U.S. Patents Nos. 5273995, 4681893, 5969156 or by routine separation methods from LIPITOR® atorvastatin formulation which is commercially available from Pfizer. The compound for preparing M4, M4A or M4B can be prepared by methods such as are disclosed in U.S. Patent No. 5260440 or by routine separation methods from CRESTOR® rosuvastatin formulation that is commercially available from  
30 AstraZeneca. The compound for preparing M5, M5A or M5B can be prepared by methods such as are disclosed in U.S. Patents Nos. 5006530 and 5177080. The compound for preparing M6, M6A or M6B can be prepared by methods such as are

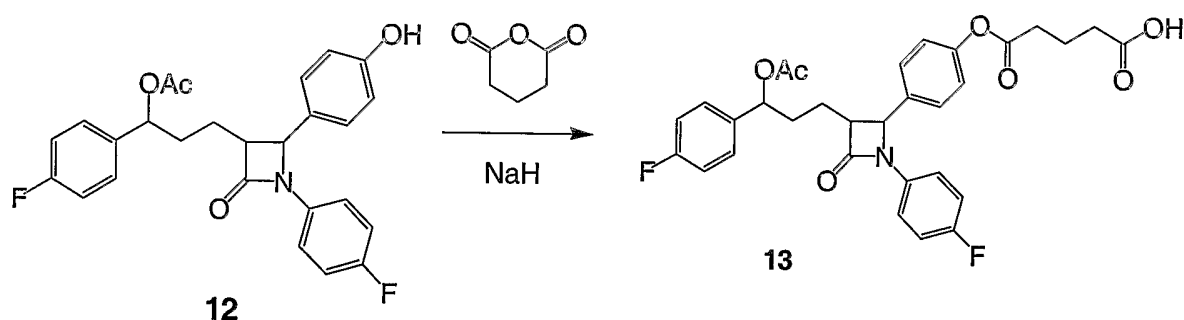
- 27 -

disclosed in U.S. Patents Nos. 5872130, 5856336, 5011930 and 5854259. The compound for preparing M7, M7A, M7B or M8 can be prepared by methods such as are disclosed in U.S. Patents Nos. 4346227, 4537859, 4410629 or by routine separation methods from PRAVACHOL® pravastatin formulation which is commercially available from Bristol-Myers Squibb. The compound for preparing M9, M9A or M9B can be prepared by methods such as are disclosed in U.S. Patents Nos. 5354772 and 4739073 or by routine separation methods from LESCOL® fluvastatin formulation that is commercially available from Novartis.

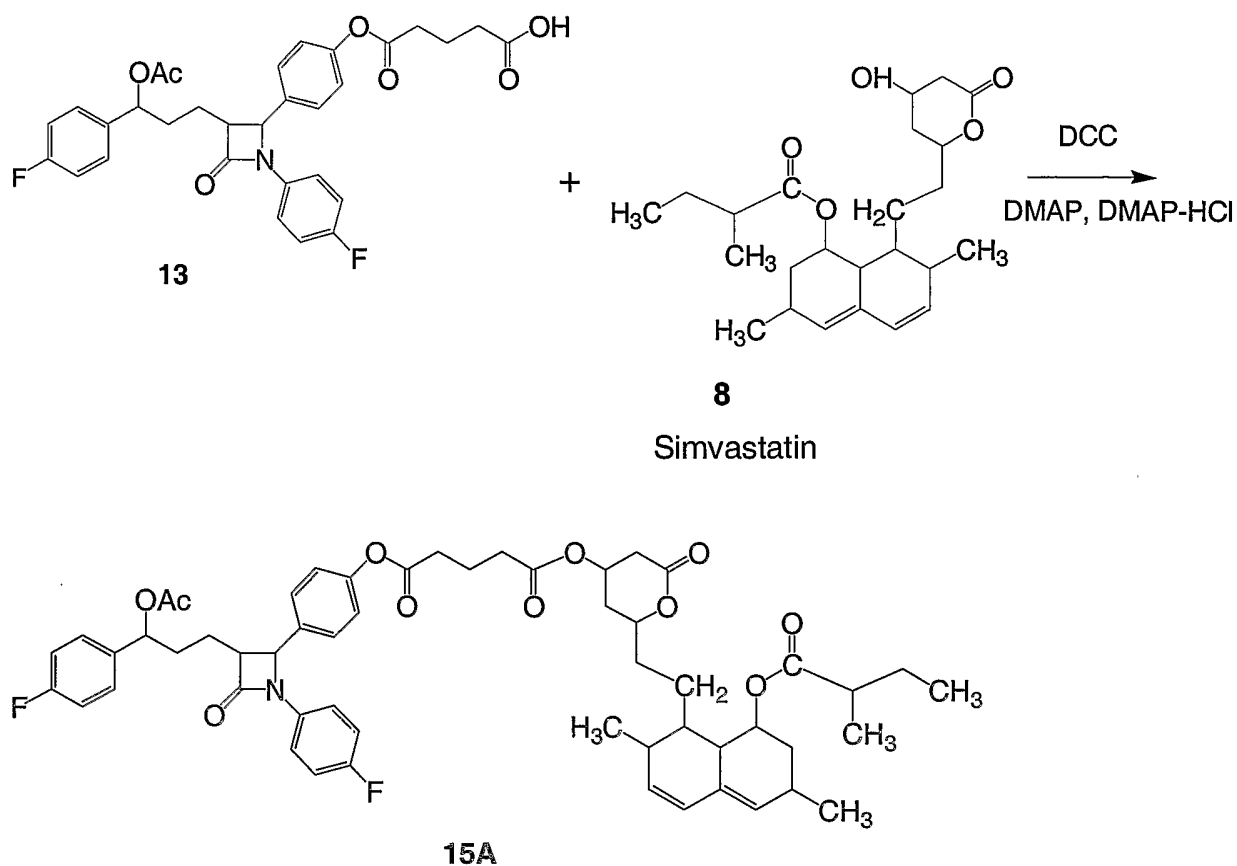
In general, the compounds of Formula (I) can be prepared through the general routes described in Schemes 1-4 below.

The azetidinone portion of the molecule and -M portion of the molecule can be linked by linker -L- as shown for example in Schemes 1-4 below. Non-limiting

examples of suitable compounds for preparing linker  $\text{---O-C(O)-(CH}_2\text{)}_{x1}\text{---(O)C---}$  include glutaric anhydride or succinic anhydride, as shown in Scheme 1 below.



- 28 -



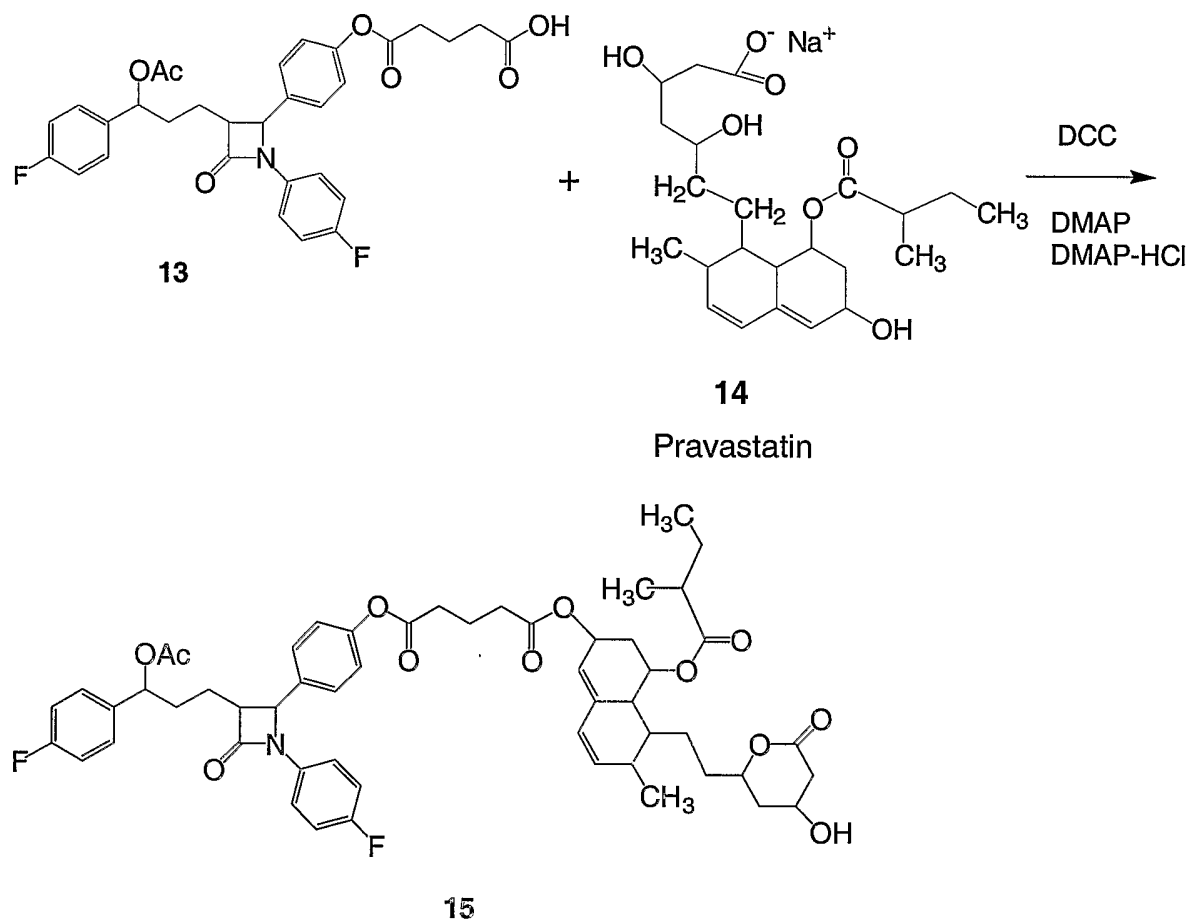
5

Generally, in Scheme 1, treatment of acetoxy-protected ezetimibe **12** with glutaric anhydride in the presence of a base such as sodium hydride will form the half ester-half acid **13**. Coupling of the free alcohol of a statin such as simvastatin **8** using ester coupling reagents, such as dicyclohexyl carbodiimide (DCC), in the presence of an additive such as dimethylaminopyridine (DMAP) and dimethylaminopyridine hydrochloride (DMAP-HCl) will form compound **15A** of the present invention. See Boden, E. P. et al., 50 *J. Org. Chem.* (1985) 2394-95. Other suitable esterification reactions will be evident to those skilled in the art .

15

- 29 -

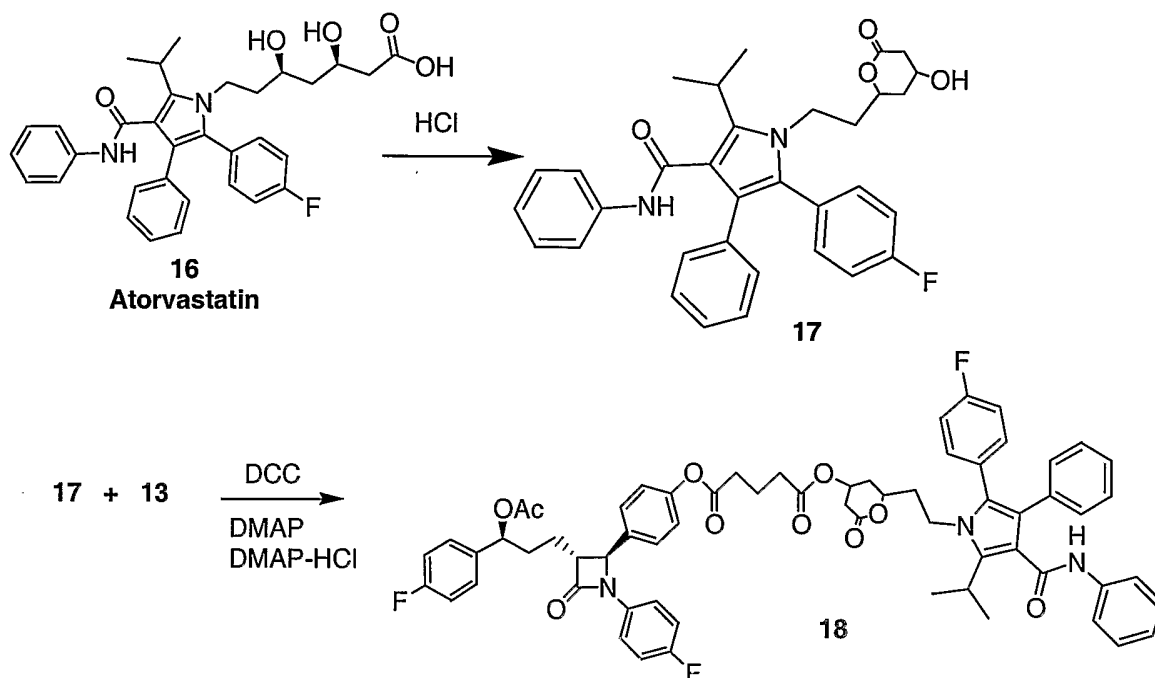
Scheme 2. General synthesis: Ezetimibe linked to Pravastatin



Generally, in Scheme 2, half ester-half acid **13** from Scheme 1 can be coupled with the free alcohol of pravastatin **14** using ester coupling reagents as above in Scheme 1 to form compound **15** of the present invention.

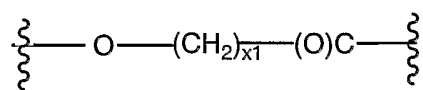
- 30 -

Scheme 3. General synthesis: Ezetimibe linked to Atorvastatin:



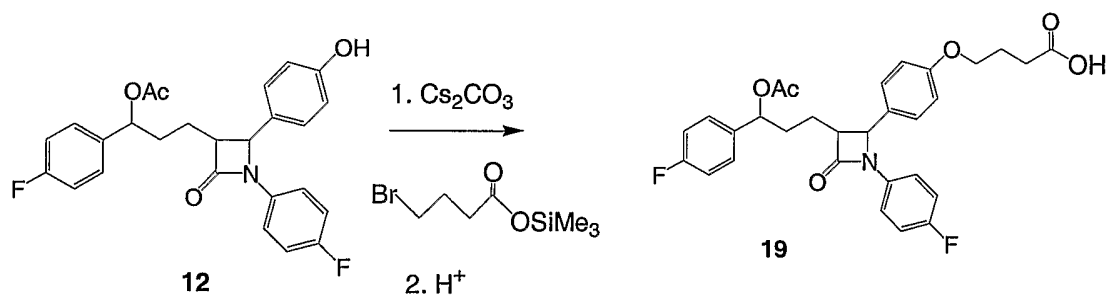
Generally, in Scheme 3, treatment of a statin such as atorvastatin 16 with a mild acid such as HCl will generate the corresponding lactone 17. Coupling of the free alcohol of lactone 17 with half acid-half ester 13 using ester coupling reagents as above in Scheme 1 forms compound 18 of the present invention.

Non-limiting examples of suitable compounds for preparing linker

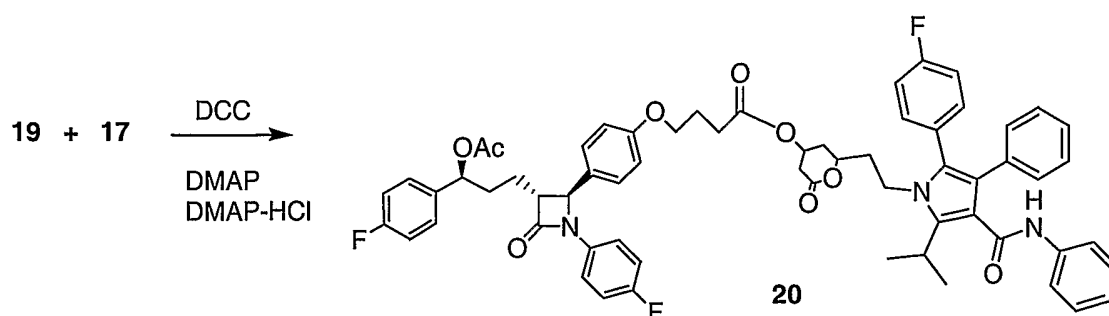


include 4-bromobutyric acid trimethylsilylester or *O*-trimethylsilyl bromoacetate, as shown in Scheme 4 below.

Scheme 4. General synthesis: Ezetimibe linked to Atorvastatin:



- 31 -



Generally, in Scheme 4, treatment of acetoxy-protected ezetimibe **12** with a base such as cesium carbonate and a haloalkyl ester such as *O*-trimethylsilyl bromoacetate followed by mild acid hydrolysis of the trimethylsilyl ester forms acid **19**. Coupling of acid **19** with the free alcohol of a statin such as atorvastatin lactone **17** using ester coupling reagents as above in Scheme 1 forms compound **20** of the present invention.

The daily dose of the compound of Formula (I) can range from about 0.1 to about 1000 mg per day, preferably about 0.25 to about 100 mg/day, and more preferably about 5, 10, 20, 30, 40, 50, 60, 70, 80, 90 or 100 mg per day, given in a single dose or 2-4 divided doses. The exact dose, however, is determined by the attending clinician and is dependent on the potency of the compound administered, the age, weight, condition and response of the patient. The phrases "effective amount" and "therapeutically effective amount" mean that amount of a compound of Formula I, and other pharmacological or therapeutic agents described below, that will elicit a biological or medical response of a tissue, system, animal or mammal that is being sought by the administrator (such as a researcher, doctor or veterinarian) which includes alleviation of the symptoms of the condition or disease being treated and the prevention, slowing or halting of progression of one or more conditions, for example vascular conditions, such as hyperlipidaemia (for example atherosclerosis, hypercholesterolemia or sitosterolemia), vascular inflammation, stroke, diabetes, obesity and/or to reduce the level of sterol(s) (such as cholesterol) or stanol(s) in the plasma of a subject. As used herein, "vascular" comprises cardiovascular, cerebrovascular, peripheral vascular and combinations thereof. The formulations or compositions, combinations and treatments of the present invention can be administered by any suitable means which produce contact of these compounds with



- 32 -

the site of action in the body, for example in the plasma, liver or small intestine of a mammal or human.

For administration of pharmaceutically acceptable salts of the above compounds, the weights indicated above refer to the weight of the acid equivalent or the base equivalent of the therapeutic compound derived from the salt.

In one embodiment of the present invention, the compositions or therapeutic combinations can further comprise one or more pharmacological or therapeutic agents or drugs such as lipid-lowering agents discussed below. As used herein, "combination therapy" or "therapeutic combination" means the administration of two or more therapeutic agents, such as a compound of Formula (I) and a lipid-lowering or antihypertensive agent, to prevent or treat a condition as described above. Such administration includes coadministration of these therapeutic agents in a substantially simultaneous manner, such as in a single tablet or capsule having a fixed ratio of active ingredients or in multiple, separate capsules for each therapeutic agent. Also, such administration includes use of each type of therapeutic agent in a sequential manner. In either case, the treatment using the combination therapy will provide beneficial effects in treating the condition. A potential advantage of the combination therapy disclosed herein may be a reduction in the required amount of an individual therapeutic compound or the overall total amount of therapeutic compounds that are effective in treating the condition. By using a combination of therapeutic agents, the side effects of the individual compounds can be reduced as compared to a monotherapy, which can improve patient compliance. Also, therapeutic agents can be selected to provide a broader range of complimentary effects or complimentary modes of action.

Non-limiting examples of additional cholesterol biosynthesis inhibitors for use in the compositions, therapeutic combinations and methods of the present invention include squalene synthase inhibitors, squalene epoxidase inhibitors and mixtures thereof. Non-limiting examples of suitable HMG CoA synthetase inhibitors include L-659,699 ((E,E)-11-[3'R-(hydroxy-methyl)-4'-oxo-2'R-oxetanyl]-3,5,7R-trimethyl-2,4-undecadienoic acid); squalene synthesis inhibitors, for example squalastatin 1; and squalene epoxidase inhibitors, for example, NB-598 ((E)-N-ethyl-N-(6,6-dimethyl-2-hepten-4-ynyl)-3-[(3,3'-bithiophen-5-yl)methoxy]benzene-methanamine hydrochloride)

- 33 -

and other sterol biosynthesis inhibitors such as DMP-565. Generally, a total daily dosage of additional cholesterol biosynthesis inhibitor(s) can range from about 0.1 to about 160 mg per day, and preferably about 0.2 to about 80 mg/day in single or 2-3 divided doses.

5 In another preferred embodiment, the composition or treatment comprises the compound of Formula (I) in combination with one or more peroxisome proliferator-activated receptor(s) activator(s). In this embodiment, preferably the peroxisome proliferator-activated receptor activator(s) is a fibric acid derivative such as gemfibrozil, clofibrate and/or fenofibrate.

10 In another alternative embodiment, the compositions, therapeutic combinations or methods of the present invention can further comprise one or more bile acid sequestrants (insoluble anion exchange resins), coadministered with or in combination with the compound of Formula (I) discussed above. Bile acid sequestrants bind bile acids in the intestine, interrupting the enterohepatic circulation of bile acids and  
15 causing an increase in the faecal excretion of steroids. Bile acid sequestrants can lower intrahepatic cholesterol and promote the synthesis of apo B/E (LDL) receptors that bind LDL from plasma to further reduce cholesterol levels in the blood. Non-limiting examples of suitable bile acid sequestrants include cholestyramine (a styrene-divinylbenzene copolymer containing quaternary ammonium cationic groups capable  
20 of binding bile acids, such as QUESTRAN® or QUESTRAN LIGHT® cholestyramine which are available from Bristol-Myers Squibb), colestipol (a copolymer of diethylenetriamine and 1-chloro-2,3-epoxypropane, such as COLESTID® tablets which are available from Pharmacia), and colesevelam hydrochloride (such as WelChol® Tablets (poly(allylamine hydrochloride) cross-linked with epichlorohydrin  
25 and alkylated with 1-bromodecane and (6-bromohexyl)-trimethylammonium bromide) which are available from Sankyo). Generally, a total daily dosage of bile acid sequestrant(s) can range from about 1 to about 50 grams per day, and preferably about 2 to about 16 grams per day in single or 2-4 divided doses.

30 In an alternative embodiment, the compositions or treatments of the present invention can further comprise one or more ileal bile acid transport ("IBAT") inhibitors (or apical sodium co-dependent bile acid transport ("ASBT") inhibitors) coadministered with or in combination with the compound of Formula (I) discussed above. The IBAT

- 34 -

inhibitors can inhibit bile acid transport to reduce LDL cholesterol levels. Non-limiting examples of suitable IBAT inhibitors include benzothiepine such as therapeutic compounds comprising a 2,3,4,5-tetrahydro-1-benzothiepine 1,1-dioxide structure such as are disclosed in PCT Patent Application WO 00/38727 which is incorporated  
5 herein by reference. Generally, a total daily dosage of IBAT inhibitor(s) can range from about 0.01 to about 1000 mg/day, and preferably about 0.1 to about 50 mg/day in single or 2-4 divided doses.

In another alternative embodiment, the compositions or treatments of the present invention can further comprise nicotinic acid (niacin) and/or derivatives thereof  
10 coadministered with or in combination with the compound of Formula (I) discussed above. As used herein, "nicotinic acid derivative" means a compound comprising a pyridine-3-carboxylate structure or a pyrazine-2-carboxylate structure, including acid forms, salts, esters, zwitterions and tautomers, where available. Examples of nicotinic acid derivatives include niceritrol, nicofuranose and acipimox (5-methyl pyrazine-2-  
15 carboxylic acid 4-oxide). Nicotinic acid and its derivatives inhibit hepatic production of VLDL and its metabolite LDL and increases HDL and apo A-1 levels. An example of a suitable nicotinic acid product is NIASPAN® (niacin extended-release tablets) which are available from Kos. Generally, a total daily dosage of nicotinic acid or a derivative thereof can range from about 500 to about 10,000 mg/day, preferably about 1000 to  
20 about 8000 mg/day, and more preferably about 3000 to about 6000 mg/day in single or divided doses.

In another alternative embodiment, the compositions or treatments of the present invention can further comprise one or more AcylCoA:Cholesterol *O*-acyltransferase ("ACAT") Inhibitors, which can reduce LDL and VLDL levels,  
25 coadministered with or in combination with the compound of Formula (I) discussed above. ACAT is an enzyme responsible for esterifying excess intracellular cholesterol and may reduce the synthesis of VLDL, which is a product of cholesterol esterification, and overproduction of apo B-100-containing lipoproteins. Non-limiting examples of useful ACAT inhibitors include avasimibe, HL-004, lecimibide (DuP-128) and CL-  
30 277082 (*N*-(2,4-difluorophenyl)-*N*-[[4-(2,2-dimethylpropyl)phenyl]methyl]-*N*-heptylurea). See P. Chang et al., "Current, New and Future Treatments in Dyslipidaemia and Atherosclerosis", Drugs 2000 Jul;60(1); 55-93, which is

- 35 -

incorporated by reference herein. Generally, a total daily dosage of ACAT inhibitor(s) can range from about 0.1 to about 1000 mg/day in single or 2-4 divided doses.

In another alternative embodiment, the compositions or treatments of the present invention can further comprise one or more Cholesteryl Ester Transfer Protein ("CETP") Inhibitors coadministered with or in combination with compound of Formula (I) discussed above. CETP is responsible for the exchange or transfer of cholesteryl ester carrying HDL and triglycerides in VLDL. Non-limiting examples of suitable CETP inhibitors are disclosed in PCT Patent Application No. WO 00/38721 and U.S. Patent No. 6,147,090, which are incorporated herein by reference. Pancreatic cholesteryl ester hydrolase (pCEH) inhibitors such as WAY-121898 also can be coadministered with or in combination with the compound of Formula (I) discussed above. Generally, a total daily dosage of CETP inhibitor(s) can range from about 0.01 to about 1000 mg/day, and preferably about 0.5 to about 20 mg/kg body weight/day in single or divided doses.

In another alternative embodiment, the compositions or treatments of the present invention can further comprise probucol or derivatives thereof (such as AGI-1067 and other derivatives disclosed in U.S. Patents Nos. 6,121,319 and 6,147,250), which can reduce LDL levels, coadministered with or in combination with the compound of Formula (I) discussed above. Generally, a total daily dosage of probucol or derivatives thereof can range from about 10 to about 2000 mg/day, and preferably about 500 to about 1500 mg/day in single or 2-4 divided doses.

In another alternative embodiment, the compositions or treatments of the present invention can further comprise low-density lipoprotein (LDL) receptor activators, coadministered with or in combination with the compound of Formula (I) discussed above. Non-limiting examples of suitable LDL-receptor activators include HOE-402, an imidazolidinyl-pyrimidine derivative that directly stimulates LDL receptor activity. See M. Huettinger et al., "Hypolipidemic activity of HOE-402 is Mediated by Stimulation of the LDL Receptor Pathway", *Arterioscler. Thromb.* 1993; 13:1005-12. Generally, a total daily dosage of LDL receptor activator(s) can range from about 1 to about 1000 mg/day in single or 2-4 divided doses.

In another alternative embodiment, the compositions or treatments of the present invention can further comprise fish oil, which contains Omega 3 fatty acids (3-

PUFA), which can reduce VLDL and triglyceride levels, coadministered with or in combination with the compound of Formula (I) discussed above. Generally, a total daily dosage of fish oil or Omega 3 fatty acids can range from about 1 to about 30 grams per day in single or 2-4 divided doses.

5 In another alternative embodiment, the compositions or treatments of the present invention can further comprise natural water soluble fibers, such as psyllium, guar, oat and pectin, which can reduce cholesterol levels, coadministered with or in combination with the compound of Formula (I) discussed above. Generally, a total daily dosage of natural water soluble fibers can range from about 0.1 to about 10  
10 grams per day in single or 2-4 divided doses.

In another alternative embodiment, the compositions or treatments of the present invention can further comprise plant sterols, plant stanols and/or fatty acid esters of plant stanols, such as sitostanol ester used in BENECOL® margarine, which can reduce cholesterol levels, coadministered with or in combination with the  
15 compound of Formula (I) discussed above. Generally, a total daily dosage of plant sterols, plant stanols and/or fatty acid esters of plant stanols can range from about 0.5 to about 20 grams per day in single or 2-4 divided doses.

In another alternative embodiment, the compositions or treatments of the present invention can further comprise antioxidants, such as probucol, tocopherol,  
20 ascorbic acid,  $\beta$ -carotene and selenium, or vitamins such as vitamin B<sub>6</sub> or vitamin B<sub>12</sub>, coadministered with or in combination with the compound of Formula (I) discussed above. Generally, a total daily dosage of antioxidants or vitamins can range from about 0.05 to about 10 grams per day in single or 2-4 divided doses.

In another alternative embodiment, the compositions or treatments of the present invention can further comprise monocyte and macrophage inhibitors such as  
25 polyunsaturated fatty acids (PUFA), thyroid hormones including throxine analogues such as CGS-26214 (a thyroxine compound with a fluorinated ring), gene therapy and use of recombinant proteins such as recombinant apo E, coadministered with or in combination with the compound of Formula (I) discussed above. Generally, a total  
30 daily dosage of these agents can range from about 0.01 to about 1000 mg/day in single or 2-4 divided doses.

- 37 -

Also useful with the present invention are compositions or therapeutic combinations that further comprise hormone replacement agents and compositions. Useful hormone agents and compositions for hormone replacement therapy of the present invention include androgens, estrogens, progestins, their pharmaceutically acceptable salts and derivatives thereof. Combinations of these agents and compositions are also useful. The dosage of androgen and estrogen combinations vary, desirably from about 1 mg to about 4 mg androgen and from about 1 mg to about 3 mg estrogen.

The compositions, therapeutic combinations or methods of the present invention can further comprise one or more obesity control medications. Useful obesity control medications include, but are not limited to, drugs that reduce energy intake or suppress appetite, drugs that increase energy expenditure and nutrient-partitioning agents. Suitable obesity control medications include, but are not limited to, noradrenergic agents (such as diethylpropion, mazindol, phenylpropanolamine, phentermine, phendimetrazine, phendamine tartrate, methamphetamine, phendimetrazine and tartrate); serotonergic agents (such as sibutramine, fenfluramine, dexfenfluramine, fluoxetine, fluvoxamine and paroxetine); thermogenic agents (such as ephedrine, caffeine, theophylline, and selective  $\beta$ 3-adrenergic agonists); alpha-blocking agents; kainite or AMPA receptor antagonists; leptin-lipolysis stimulated receptors; phosphodiesterase enzyme inhibitors; compounds having nucleotide sequences of the mahogany gene; fibroblast growth factor-10 polypeptides; monoamine oxidase inhibitors (such as befloxatone, moclobemide, brofaromine, phenoxathine, esuprone, befol, toloxatone, pirlindol, amiflamine, sercloremin, bazinaprine, lazabemide, milacemide and caroxazone); compounds for increasing lipid metabolism (such as evodiamine compounds); and lipase inhibitors (such as orlistat). Generally, a total dosage of the above-described obesity control medications can range from 1 to 3,000 mg/day, desirably from about 1 to 1,000 mg/day and more desirably from about 1 to 200 mg/day in single or 2-4 divided doses.

The compositions, therapeutic combinations or methods of the present invention can further comprise one or more blood modifiers which are chemically different from the compounds of Formula (I) discussed above, for example, they contain one or more different atoms, have a different arrangement of atoms or a

- 38 -

different number of one or more atoms than the compounds of Formula (I) discussed above. Useful blood modifiers include but are not limited to anti-coagulants (argatroban, bivalirudin, dalteparin sodium, desirudin, dicumarol, lyapolate sodium, nafamostat mesylate, phenprocoumon, tinzaparin sodium, warfarin sodium);

5 antithrombotic (anagrelide hydrochloride, bivalirudin, cilostazol, dalteparin sodium, danaparoid sodium, dazoxiben hydrochloride, efegatran sulfate, enoxaparin sodium, fluretofen, ifetroban, ifetroban sodium, lamifiban, lotrafiban hydrochloride, napsagatran, orbofiban acetate, roxifiban acetate, sibrafiban, tinzaparin sodium, trifenagrel, abciximab, zolimomab aritox); fibrinogen receptor antagonists (roxifiban

10 acetate, fradafiban, orbofiban, lotrafiban hydrochloride, tirofiban, xemilofiban, monoclonal antibody 7E3, sibrafiban); platelet inhibitors (cilostazol, clopidogrel bisulfate, epoprostenol, epoprostenol sodium, ticlopidine hydrochloride, aspirin, ibuprofen, naproxen, sulindae, idomethacin, mefenamate, droxicam, diclofenac, sulfipyrazone, piroxicam, dipyridamole); platelet aggregation inhibitors (acadesine,

15 beraprost, beraprost sodium, ciprostone calcium; itazigrel, lifarizine, lotrafiban hydrochloride, orbofiban acetate, oxagrelate, fradafiban, orbofiban, tirofiban, xemilofiban); hemorrhheologic agents (pentoxifylline); lipoprotein associated coagulation inhibitors; Factor VIIa inhibitors (4H-31-benzoxazin-4-ones, 4H-3,1-benzoxazin-4-thiones, quinazolin-4-ones, quinazolin-4-thiones, benzothiazin-4-ones,

20 imidazolyl-boronic acid-derived peptide analogues TFPI-derived peptides, naphthalene-2-sulfonic acid {1-[3-(aminoiminomethyl)-benzyl]-2-oxo-pyrrolidin-3-(S)-yl} amide trifluoroacetate, dibenzofuran-2-sulfonic acid {1-[3-(aminomethyl)-benzyl]-5-oxo-pyrrolidin-3-yl}-amide, toluene-4-sulfonic acid {1-[3-(aminoiminomethyl)-benzyl]-2-oxo-pyrrolidin-3-(S)-yl}-amide trifluoroacetate, 3,4-dihydro-1H-isoquinoline-2-sulfonic

25 acid {1-[3-(aminoiminomethyl)-benzyl]-2-oxo-pyrrolidin-3-(S)-yl}-amide trifluoroacetate); Factor Xa inhibitors (disubstituted pyrazolines, disubstituted triazolines, substituted n-[(aminoiminomethyl)phenyl] propylamides, substituted n-[(aminomethyl)phenyl] propylamides, tissue factor pathway inhibitor (TFPI), low molecular weight heparins, heparinoids, benzimidazolines, benzoxazolinones, benzopiperazinones, indanones,

30 dibasic (amidinoaryl) propanoic acid derivatives, amidinophenyl-pyrrolidines, amidinophenyl-pyrrolines, amidinophenyl-isoxazolidines, amidinoindoles, amidinoazoles, bis-arylsulfonylaminobenzamide derivatives, peptidic Factor Xa

- 39 -

inhibitors).

The compositions, therapeutic combinations or methods of the present invention can further comprise one or more cardiovascular agents which are chemically different from the compounds of Formula (I) discussed above, for example, they contain one or more different atoms, have a different arrangement of atoms or a different number of one or more atoms than the compounds of Formula (I) discussed above. Useful cardiovascular agents include but are not limited to calcium channel blockers (clentiazem maleate, amlodipine besylate, isradipine, nimodipine, felodipine, nilvadipine, nifedipine, teludipine hydrochloride, diltiazem hydrochloride, belfosdil, verapamil hydrochloride, fostedil); adrenergic blockers (fenspiride hydrochloride, labetalol hydrochloride, proroxan, alfuzosin hydrochloride, acebutolol, acebutolol hydrochloride, alprenolol hydrochloride, atenolol, bunolol hydrochloride, carteolol hydrochloride, celiprolol hydrochloride, cetamolol hydrochloride, cicloprolol hydrochloride, dexpropranolol hydrochloride, diacetolol hydrochloride, dilevalol hydrochloride, esmolol hydrochloride, exaprolol hydrochloride, fleistolol sulfate, labetalol hydrochloride, levobetaxolol hydrochloride, levobunolol hydrochloride, metalol hydrochloride, metoprolol, metoprolol tartrate, nadolol, pamatolol sulfate, penbutolol sulfate, practolol, propranolol hydrochloride, sotalol hydrochloride, timolol, timolol maleate, tiprenolol hydrochloride, tolamolol, bisoprolol, bisoprolol fumarate, nebivolol); adrenergic stimulants; angiotensin converting enzyme (ACE) inhibitors (benazepril hydrochloride, benazeprilat, captopril, delapril hydrochloride, fosinopril sodium, libenzapril, moexipril hydrochloride, pentopril, perindopril, quinapril hydrochloride, quinaprilat, ramipril, spirapril hydrochloride, spiraprilat, teprotide, enalapril maleate, lisinopril, zofenopril calcium, perindopril erbumine); antihypertensive agents (althiazide, benzthiazide, captopril, carvedilol, chlorothiazide sodium, clonidine hydrochloride, cyclothiazide, delapril hydrochloride, dilevalol hydrochloride, doxazosin mesylate, fosinopril sodium, guanfacine hydrochloride, methyldopa, metoprolol succinate, moexipril hydrochloride, monatepil maleate, pelanserine hydrochloride, phenoxybenzamine hydrochloride, prazosin hydrochloride, primidolol, quinapril hydrochloride, quinaprilat, ramipril, terazosin hydrochloride, candesartan, candesartan cilexetil, telmisartan, amlodipine besylate, amlodipine maleate, bevantolol hydrochloride), for example HYZAAR® or COZAAR® antihypertensive agents



- 40 -

available from Merck & Co., Inc.; angiotensin II receptor antagonists (candesartan, irbesartan, losartan potassium, candesartan cilexetil, telmisartan); anti-anginal agents (amlodipine besylate, amlodipine maleate, betaxolol hydrochloride, bevantolol hydrochloride, butopropine hydrochloride, carvedilol, cinepazet maleate, metoprolol succinate, molsidomine, monatepil maleate, primidolol, ranolazine hydrochloride, 5 tosisfen, verapamil hydrochloride); coronary vasodilators (fostedil, azaclozine hydrochloride, chromonar hydrochloride, clonitrate, diltiazem hydrochloride, dipyridamole, droprenilamine, erythryl tetranitrate, isosorbide dinitrate, isosorbide mononitrate, lidoflazine, mioflazine hydrochloride, mixidine, molsidomine, nicorandil, 10 nifedipine, nisoldipine, nitroglycerine, oxprenolol hydrochloride, pentritinol, perhexiline maleate, prenylamine, propatyl nitrate, terodiline hydrochloride, tolamolol, verapamil); diuretics (the combination product of hydrochlorothiazide and spironolactone and the combination product of hydrochlorothiazide and triamterene).

The compositions, therapeutic combinations or methods of the present invention can further comprise one or more antidiabetic medications for reducing 15 blood glucose levels in a human. Useful antidiabetic medications include, but are not limited to, drugs that reduce energy intake or suppress appetite, drugs that increase energy expenditure and nutrient-partitioning agents. Suitable antidiabetic medications include, but are not limited to, sulfonylurea (such as acetohexamide, chlorpropamide, 20 gliamilide, gliclazide, glimepiride, glipizide, glyburide, glibenclamide, tolazamide, and tolbutamide), meglitinide (such as repaglinide and nateglinide), biguanide (such as metformin and buformin), alpha-glucosidase inhibitor (such as acarbose, miglitol, camiglibose, and voglibose), certain peptides (such as amlintide, pramlintide, exendin, and GLP-1 agonistic peptides), and orally administrable insulin or insulin composition 25 for intestinal delivery thereof. Generally, a total dosage of the above-described antidiabetic medications can range from 0.1 to 1,000 mg/day in single or 2-4 divided doses.

The compositions, therapeutic combinations or methods of the present invention can further comprise one or more treatments for Alzheimer's Disease which 30 are chemically different from the compounds of Formula (I). Non-limiting examples of suitable treatments which can be useful in treating Alzheimer's Disease include administration of one or more of the following: cholinesterase inhibitors, muscarinic

- 41 -

receptor agonists, M2 muscarinic receptor antagonists, acetylcholine release stimulators, choline uptake stimulators, nicotinic cholinergic receptor agonists, anti-A $\beta$  vaccines,  $\gamma$ -secretase inhibitors,  $\beta$ -secretase inhibitors, amyloid aggregation inhibitors, amyloid precursor protein antisense oligonucleotides, monoamine reuptake inhibitors, human stem cells, gene therapy, nootropic agents, AMPA receptor ligands, growth factors or growth factor receptor agonists, anti-inflammatory agents, free radical scavengers, antioxidants, superoxide dismutase stimulators, calcium channel blockers, apoptosis inhibitors, caspase inhibitors, monoamine oxidase inhibitors, estrogens and estrogen receptor ligands, NMDA receptor antagonists, Jun N-terminal kinase (JNK) inhibitors, copper/zinc chelators, 5-HT<sub>1a</sub> receptor agonists, NGF stimulators, neuroprotective agents, H<sub>3</sub> histamine receptor antagonists, calpain inhibitors, poly ADP ribose polymerase inhibitors, prolylendopeptidase inhibitors, calcium modulators, corticotropin releasing factor receptor antagonists, corticotropin releasing factor binding protein inhibitors, GABA modulators, GABA-A receptor antagonists, GABA-B receptor antagonists, neuroimmunophilin ligands, sigma receptor ligands, galanin receptor ligands, imidazoline/ $\alpha$  adrenergic receptor antagonists, vasoactive intestinal peptide receptor agonists, benzodiazepine receptor inverse agonists, cannabinoid receptor agonists, thyrotropin releasing hormone receptor agonists, protein kinase C inhibitors, 5-HT<sub>3</sub> receptor antagonists, prostaglandin receptor antagonists, topoisomerase II inhibitors, steroid receptor ligand, nitric oxide modulators, RAGE inhibitors, dopamine receptor agonists, and combinations thereof.

Mixtures of any of the pharmacological or therapeutic agents described above can be used in the compositions and therapeutic combinations of the present invention.

The pharmaceutical treatment compositions (formulations or medicaments) and therapeutic combinations of the present invention can further comprise one or more pharmaceutically acceptable carriers, one or more excipients and/or one or more additives. As used herein, the term "composition" is intended to encompass a product comprising the specified ingredients in the specified amounts, as well as any product which results, directly or indirectly, from combination of the specified ingredients in the specified amounts.

- 42 -

Non-limiting examples of pharmaceutically acceptable carriers include solids and/or liquids such as ethanol, glycerol, water and the like. The amount of carrier in the treatment composition can range from about 5 to about 99 weight percent of the total weight of the treatment composition or therapeutic combination. Non-limiting  
5 examples of suitable pharmaceutically acceptable excipients and additives include non-toxic compatible fillers, binders such as starch, disintegrants, buffers, preservatives, anti-oxidants, lubricants, flavorings, thickeners, coloring agents, emulsifiers and the like. The amount of excipient or additive can range from about 0.1 to about 90 weight percent of the total weight of the treatment composition or  
10 therapeutic combination. One skilled in the art would understand that the amount of carrier(s), excipients and additives (if present) can vary.

The treatment compositions of the present invention can be administered in any conventional dosage form, preferably an oral dosage form such as a capsule, tablet, powder, cachet, suspension or solution. The formulations and pharmaceutical  
15 compositions can be prepared using conventional pharmaceutically acceptable and conventional techniques. Several examples of preparation of dosage formulations are provided below.

The following formulation exemplifies a dosage form of this invention. In the formulation, the term "Active Compound I" designates a compound of Formula I  
20 described herein above.

- 43 -

EXAMPLE

<u>Tablets</u>		
<u>No.</u>	<u>Ingredient</u>	<u>mg/tablet</u>
1	Active Compound I	20
2	Lactose monohydrate NF	55
3	Microcrystalline cellulose NF	20
4	Povidone (K29-32) USP	4
5	Croscarmellose sodium NF	8
6	Sodium lauryl sulfate	2
7	Magnesium stearate NF	1
	Total	110

Method of Manufacture

5 Mix Item No. 4 with purified water in suitable mixer to form binder solution. Spray the binder solution and then water over Items 1, 2, 6 and a portion of Item 5 in a fluidized bed processor to granulate the ingredients. Continue fluidization to dry the damp granules. Screen the dried granules and blend with Item No. 3 and the remainder of Item 5. Add Item No. 7 and mix. Compress the mixture to appropriate  
10 size and weight on a suitable tablet machine.

Since the present invention relates to treating conditions as discussed above, such as reducing the plasma sterol (especially cholesterol) concentrations or levels by treatment with a combination of active ingredients wherein the active ingredients may  
15 be administered separately, the invention also relates to combining separate pharmaceutical compositions in kit form. That is, a kit is contemplated wherein two separate units are combined: a pharmaceutical composition comprising at least one compound of Formula (I) and a separate pharmaceutical composition comprising at least one other therapeutic agent as described above. The kit will preferably include  
20 directions for the administration of the separate components. The kit form is particularly advantageous when the separate components must be administered in

- 44 -

different dosage forms (e.g., oral and parenteral) or are administered at different dosage intervals.

The treatment compositions and therapeutic combinations of the present invention can inhibit the intestinal absorption of cholesterol in mammals, as shown in the Example below, and can be useful in the treatment and/or prevention of conditions, for example vascular conditions, such as atherosclerosis, hypercholesterolemia and sitosterolemia, stroke, obesity and lowering of plasma levels of cholesterol in mammals, in particular in mammals.

In another embodiment of the present invention, the compositions and therapeutic combinations of the present invention can inhibit sterol absorption or reduce plasma concentration of at least one sterol selected from the group consisting of phytosterols (such as sitosterol, campesterol, stigmasterol and avenosterol), 5 $\alpha$ -stanols (such as cholestanol, 5 $\alpha$ -campestanol, 5 $\alpha$ -sitostanol), cholesterol and mixtures thereof. The plasma concentration can be reduced by administering to a mammal in need of such treatment an effective amount of at least one treatment composition or therapeutic combination comprising a compound of Formula (I) described above. The reduction in plasma concentration of sterols can range from about 1 to about 70 percent, and preferably about 10 to about 50 percent. Methods of measuring serum total blood cholesterol and total LDL cholesterol are well known to those skilled in the art and for example include those disclosed in PCT WO 99/38498 at page 11, incorporated by reference herein. Methods of determining levels of other sterols in serum are disclosed in H. Gylling et al., "Serum Sterols During Stanol Ester Feeding in a Mildly Hypercholesterolemic Population", J. Lipid Res. 40: 593-600 (1999), incorporated by reference herein.

Illustrating the invention are the following examples which, however, are not to be considered as limiting the invention to their details. Unless otherwise indicated, all parts and percentages in the following examples, as well as throughout the specification, are by weight.

## **EXAMPLE**

### **Hypothetical In Vivo Evaluation**

The hypercholesterolemic Golden Syrian hamster can be used as the in vivo model to evaluate the oral potency and in vivo efficacy of cholesterol absorption inhibitors. Hamsters would be fed a cholesterol-containing diet for 7 days, which results in an increase in hepatic cholesteryl esters. A compound which blocks intestinal cholesterol absorption would reduce the accumulation of hepatic cholesteryl ester levels.

Male Golden Syrian hamsters (Charles River Labs, Wilmington, MA.) would be fed Wayne rodent chow until study onset. At study onset (Day 1) animals would be separated into groups (n=4-6/group) and fed chow supplemented with 0.5% by weight of cholesterol (Research Diets Inc., New Brunswick, NJ). One group of hamsters would receive a dosage of 3 mg/kg of body weight of any one of the compounds of Formulae (II), (III), (IV) or (V) administered once daily for 7 days, starting on Day 1 via oral gavage in 0.2 ml corn oil. The control group of hamsters would receive placebo corn oil in the same amount on the same schedule. On Day 7 liver samples would be taken for neutral lipid analyses. Samples of liver would be lipid extracted. Lipid extracts would be dried under nitrogen into HPLC sample vials, resuspended in hexane and injected onto a Zorbax Sil (4.6 x 25 cm) silica column. Chromatography would be performed using an isocratic mobile phase containing 98.8% hexane and 1.2% isopropanol at a flow rate of 2 ml/min. Lipids can be detected by absorbance at 206 nm and quantitated by computer integration (System Gold, Beckman) of elution profiles. Cholesterol concentrations can be determined by the use of a response factor derived from a standard curve using known amounts of cholesterol. Cholesteryl ester content of liver-derived samples can be derived from a standard curve constructed using known amounts of cholesteryl oleate. Cholesteryl oleate can be used as the standard since this is the major cholesteryl ester species present in the liver and this specific cholesteryl ester has an extinction coefficient that approximates that of a weighted average for all the cholesteryl esters present in the liver.

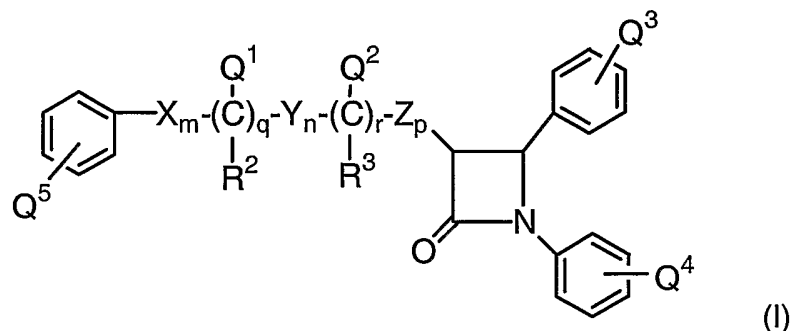
The reduction of hepatic cholesteryl ester accumulation is utilized as a marker for cholesterol absorption inhibition.

- 46 -

It will be appreciated by those skilled in the art that changes could be made to the embodiments described above without departing from the broad inventive concept thereof. It is understood, therefore, that this invention is not limited to the particular  
5   embodiments disclosed, but it is intended to cover modifications that are within the spirit and scope of the invention, as defined by the appended claims.

THEREFORE, WE CLAIM:

1. A compound represented by the structural formula (I):



- 5 or pharmaceutically acceptable isomers, salts, solvates or esters of the compound of Formula (I),  
wherein in Formula (I) above:

X, Y and Z can be the same or different and each is independently selected from the group consisting of  $-\text{CH}_2-$ ,  $-\text{CH}(\text{alkyl})-$  and  $-\text{C}(\text{alkyl})_2-$ ;

- 10  $\text{Q}^1$  and  $\text{Q}^2$  can be the same or different and each is independently selected from the group consisting of H,  $-(\text{C}_0-\text{C}_{30} \text{ alkylene})-\text{G}$ ,  $-\text{OR}^6$ ,  $-\text{OC}(\text{O})\text{R}^6$ ,  $-\text{OC}(\text{O})\text{OR}^9$ ,  $-\text{OC}(\text{O})\text{NR}^6\text{R}^7$ , and  $-\text{L}-\text{M}$ ;

- $\text{Q}^3$  is 1 to 5 substituents independently selected from the group consisting of alkyl, alkenyl, alkynyl,  $-(\text{C}_0-\text{C}_{30} \text{ alkylene})-\text{G}$ ,  $-(\text{C}_0-\text{C}_{10} \text{ alkylene})-\text{OR}^6$ ,  
15  $-(\text{C}_0-\text{C}_{10} \text{ alkylene})-\text{C}(\text{O})\text{R}^6$ ,  $-(\text{C}_0-\text{C}_{10} \text{ alkylene})-\text{C}(\text{O})\text{OR}^6$ ,  $-(\text{C}_0-\text{C}_{10} \text{ alkylene})-\text{OC}(\text{O})\text{R}^6$ ,  
 $-(\text{C}_0-\text{C}_{10} \text{ alkylene})-\text{OC}(\text{O})\text{OR}^9$ ,  $-\text{CH}=\text{CH}-\text{C}(\text{O})\text{R}^6$ ,  $-\text{CH}=\text{CH}-\text{C}(\text{O})\text{OR}^6$ ,  
 $-\text{C}\equiv\text{C}-\text{C}(\text{O})\text{OR}^6$ ,  $-\text{C}\equiv\text{C}-\text{C}(\text{O})\text{R}^6$ ,  $-\text{O}-(\text{C}_1-\text{C}_{10} \text{ alkylene})-\text{OR}^6$ ,  
 $-\text{O}-(\text{C}_1-\text{C}_{10} \text{ alkylene})-\text{C}(\text{O})\text{R}^6$ ,  $-\text{O}-(\text{C}_1-\text{C}_{10} \text{ alkylene})-\text{C}(\text{O})\text{OR}^6$ ,  $-\text{CN}$ ,  
 $-\text{O}-(\text{C}_1-\text{C}_{10} \text{ alkylene})-\text{C}(\text{O})\text{NR}^6\text{R}^7$ ,  $-\text{O}-(\text{C}_0-\text{C}_{10} \text{ alkylene})-\text{C}(\text{O})\text{NR}^6\text{NR}^7\text{C}(\text{O})\text{OR}^6$ ,  
20  $-\text{O}-(\text{C}_1-\text{C}_{10} \text{ alkylene})-\text{C}(\text{O})(\text{aryl})-\text{N}-\text{N}=\text{N}^-$ ,  $-\text{OC}(\text{O})-(\text{C}_1-\text{C}_{10} \text{ alkylene})-\text{C}(\text{O})\text{OR}^6$ ,  
 $-(\text{C}_0-\text{C}_{10} \text{ alkylene})-\text{C}(\text{O})\text{NR}^6\text{R}^7$ ,  $-(\text{C}_0-\text{C}_{10} \text{ alkylene})-\text{OC}(\text{O})\text{NR}^6\text{R}^7$ ,  $-\text{NO}_2$ ,  
 $-(\text{C}_0-\text{C}_{10} \text{ alkylene})-\text{NR}^6\text{R}^7$ ,  $-\text{O}-(\text{C}_2-\text{C}_{10} \text{ alkylene})-\text{NR}^6\text{R}^7$ ,  $-\text{NR}^6\text{C}(\text{O})\text{R}^7$ ,  $-\text{NR}^6\text{C}(\text{O})\text{OR}^9$ ,  
 $-\text{NR}^6\text{C}(\text{O})\text{NR}^7\text{R}^8$ ,  $-\text{NR}^6\text{S}(\text{O})_{0-2}\text{R}^9$ ,  $-\text{N}(\text{S}(\text{O})_{0-2}\text{R}^9)_2$ ,  $-\text{CHNOR}^6$ ,  $-\text{C}(\text{O})\text{NR}^6\text{R}^7$ ,  
 $-\text{C}(\text{O})\text{NR}^6\text{NR}^6\text{R}^7$ ,  $-\text{S}(\text{O})_{0-2}\text{NR}^6\text{R}^7$ ,  $-\text{S}(\text{O})_{0-2}\text{R}^9$ ,  $-\text{O}-\text{C}(\text{O})-(\text{C}_1-\text{C}_{10} \text{ alkylene})-\text{C}(\text{O})\text{NR}^6\text{R}^7$ ,  
25  $-\text{OC}(\text{O})-(\text{C}_1-\text{C}_{10} \text{ alkylene})-\text{NR}^6\text{C}(\text{O})\text{O}-(\text{alkylaryl})$ ,  $-\text{P}(\text{O})(\text{OR}^{10})_2$ ,



- 48 -

-(C<sub>1</sub>-C<sub>10</sub> alkylene)-OSi(alkyl)<sub>3</sub>, -CF<sub>3</sub>, -OCF<sub>3</sub>, halo, alkoxyalkoxy, alkoxyalkoxyalkoxy, alkoxyalkoxyalkoxy, alkoxyaryloxy, alkoxyiminoalkyl, alkyldioyl, allyloxy, aryl, arylalkyl, aryloxy, arylalkoxy, aroyl, aroyloxy, aroylaroyloxy, arylalkoxycarbonyl, benzoylbenzoyloxy, heteroaryl, heteroarylalkyl, heteroarylalkoxy, dioxolanyl, heterocyclyl, heterocyclylalkyl, heterocyclylcarbonyl, heterocyclylcarbonylalkoxy and -L-M;

Q<sup>4</sup> is 1 to 5 substituents independently selected from the group consisting of alkyl, alkenyl, alkynyl, -(C<sub>0</sub>-C<sub>30</sub> alkylene)-G, -(C<sub>0</sub>-C<sub>10</sub> alkylene)-OR<sup>6</sup>, -(C<sub>0</sub>-C<sub>10</sub> alkylene)-C(O)R<sup>6</sup>, -(C<sub>0</sub>-C<sub>10</sub> alkylene)-C(O)OR<sup>6</sup>, -(C<sub>0</sub>-C<sub>10</sub> alkylene)-OC(O)R<sup>6</sup>, -(C<sub>0</sub>-C<sub>10</sub> alkylene)-OC(O)OR<sup>9</sup>, -CH=CH-C(O)R<sup>6</sup>, -CH=CH-C(O)OR<sup>6</sup>, -C≡C-C(O)OR<sup>6</sup>, -C≡C-C(O)R<sup>6</sup>, -O-(C<sub>1</sub>-C<sub>10</sub> alkylene)-OR<sup>6</sup>, -O-(C<sub>1</sub>-C<sub>10</sub> alkylene)-C(O)R<sup>6</sup>, -O-(C<sub>1</sub>-C<sub>10</sub> alkylene)-C(O)OR<sup>6</sup>, -CN, -O-(C<sub>1</sub>-C<sub>10</sub> alkylene)-C(O)NR<sup>6</sup>R<sup>7</sup>, -O-(C<sub>0</sub>-C<sub>10</sub> alkylene)-C(O)NR<sup>6</sup>NR<sup>7</sup>C(O)OR<sup>6</sup>, -O-(C<sub>1</sub>-C<sub>10</sub> alkylene)-C(O)(aryl)-N=N=N<sup>-</sup>, -OC(O)-(C<sub>1</sub>-C<sub>10</sub> alkylene)-C(O)OR<sup>6</sup>, -(C<sub>0</sub>-C<sub>10</sub> alkylene)-C(O)NR<sup>6</sup>R<sup>7</sup>, -(C<sub>0</sub>-C<sub>10</sub> alkylene)-OC(O)NR<sup>6</sup>R<sup>7</sup>, -NO<sub>2</sub>, -(C<sub>0</sub>-C<sub>10</sub> alkylene)-NR<sup>6</sup>R<sup>7</sup>, -O-(C<sub>2</sub>-C<sub>10</sub> alkylene)-NR<sup>6</sup>R<sup>7</sup>, -NR<sup>6</sup>C(O)R<sup>7</sup>, -NR<sup>6</sup>C(O)OR<sup>9</sup>, -NR<sup>6</sup>C(O)NR<sup>7</sup>R<sup>8</sup>, -NR<sup>6</sup>S(O)<sub>0-2</sub>R<sup>9</sup>, -N(S(O)<sub>0-2</sub>R<sup>9</sup>)<sub>2</sub>, -CHNOR<sup>6</sup>, -C(O)NR<sup>6</sup>R<sup>7</sup>, -C(O)NR<sup>6</sup>NR<sup>6</sup>R<sup>7</sup>, -S(O)<sub>0-2</sub>NR<sup>6</sup>R<sup>7</sup>, -S(O)<sub>0-2</sub>R<sup>9</sup>, -O-C(O)-(C<sub>1</sub>-C<sub>10</sub> alkylene)-C(O)NR<sup>6</sup>R<sup>7</sup>, -OC(O)-(C<sub>1</sub>-C<sub>10</sub> alkylene)-NR<sup>6</sup>C(O)O-(alkylaryl), -P(O)(OR<sup>10</sup>)<sub>2</sub>, -(C<sub>1</sub>-C<sub>10</sub> alkylene)-OSi(alkyl)<sub>3</sub>, -CF<sub>3</sub>, -OCF<sub>3</sub>, halo, alkoxyalkoxy, alkoxyalkoxyalkoxy, alkoxyalkoxyalkoxy, alkoxyaryloxy, alkoxyiminoalkyl, alkyldioyl, allyloxy, aryl, arylalkyl, aryloxy, arylalkoxy, aroyl, aroyloxy, aroylaroyloxy, arylalkoxycarbonyl, benzoylbenzoyloxy, heteroaryl, heteroarylalkyl, heteroarylalkoxy, dioxolanyl, heterocyclyl, heterocyclylalkyl, heterocyclylcarbonyl, heterocyclylcarbonylalkoxy and -L-M;

Q<sup>5</sup> is 1 to 5 substituents independently selected from the group consisting of alkyl, alkenyl, alkynyl, -(C<sub>0</sub>-C<sub>30</sub> alkylene)-G, -(C<sub>0</sub>-C<sub>10</sub> alkylene)-OR<sup>6</sup>, -(C<sub>0</sub>-C<sub>10</sub> alkylene)-C(O)R<sup>6</sup>, -(C<sub>0</sub>-C<sub>10</sub> alkylene)-C(O)OR<sup>6</sup>, -(C<sub>0</sub>-C<sub>10</sub> alkylene)-OC(O)R<sup>6</sup>,

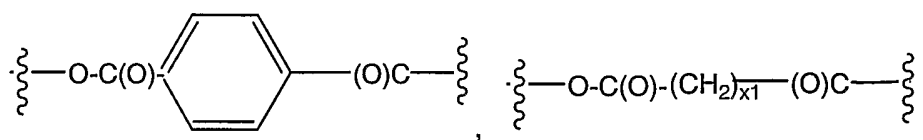
- 49 -

$-(C_0-C_{10} \text{ alkylene})-OC(O)OR^9$ ,  $-CH=CH-C(O)R^6$ ,  $-CH=CH-C(O)OR^6$ ,  
 $-C\equiv C-C(O)OR^6$ ,  $-C\equiv C-C(O)R^6$ ,  $-O-(C_1-C_{10} \text{ alkylene})-OR^6$ ,  
 $-O-(C_1-C_{10} \text{ alkylene})-C(O)R^6$ ,  $-O-(C_1-C_{10} \text{ alkylene})-C(O)OR^6$ ,  $-CN$ ,  
 $-O-(C_1-C_{10} \text{ alkylene})-C(O)NR^6R^7$ ,  $-O-(C_0-C_{10} \text{ alkylene})-C(O)NR^6NR^7C(O)OR^6$ ,  
5  $-O-(C_1-C_{10} \text{ alkylene})-C(O)(\text{aryl})-N=N=N$ ,  $-OC(O)-(C_1-C_{10} \text{ alkylene})-C(O)OR^6$ ,  
 $-(C_0-C_{10} \text{ alkylene})-C(O)NR^6R^7$ ,  $-(C_0-C_{10} \text{ alkylene})-OC(O)NR^6R^7$ ,  $-NO_2$ ,  
 $-(C_0-C_{10} \text{ alkylene})-NR^6R^7$ ,  $-O-(C_2-C_{10} \text{ alkylene})-NR^6R^7$ ,  $-NR^6C(O)R^7$ ,  $-NR^6C(O)OR^9$ ,  
 $-NR^6C(O)NR^7R^8$ ,  $-NR^6S(O)_{0-2}R^9$ ,  $-N(S(O)_{0-2}R^9)_2$ ,  $-CHNOR^6$ ,  $-C(O)NR^6R^7$ ,  
 $-C(O)NR^6NR^6R^7$ ,  $-S(O)_{0-2}NR^6R^7$ ,  $-S(O)_{0-2}R^9$ ,  $-O-C(O)-(C_1-C_{10} \text{ alkylene})-C(O)NR^6R^7$ ,  
10  $-OC(O)-(C_1-C_{10} \text{ alkylene})-NR^6C(O)O-(\text{alkylaryl})$ ,  $-P(O)(OR^{10})_2$ ,  
 $-(C_1-C_{10} \text{ alkylene})-OSi(\text{alkyl})_3$ ,  $-CF_3$ ,  $-OCF_3$ , halo, alkoxyalkoxy, alkoxyalkoxyalkoxy,  
alkoxycarbonylalkoxy, alkoxyarylalkoxy, alkoxyiminoalkyl, alkylidioyl, allyloxy, aryl,  
arylalkyl, aryloxy, arylalkoxy, aroyl, aroyloxy, aroylaroyloxy, arylalkoxycarbonyl,  
benzoylbenzoyloxy, heteroaryl, heteroarylalkyl, heteroarylalkoxy, dioxolanyl,  
15 heterocyclyl, heterocyclylalkyl, heterocyclylcarbonyl, heterocyclylcarbonylalkoxy and  
 $-L-M$ ;

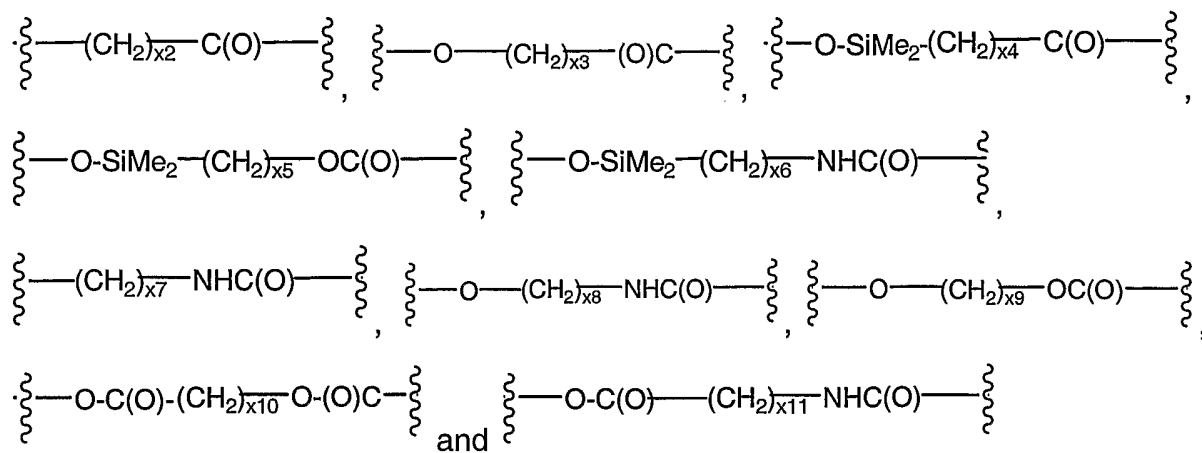
wherein optionally one or more carbon atoms of the  $-(C_0-C_{30} \text{ alkylene})$ - radical  
 of  $Q^1$ ,  $Q^2$ ,  $Q^3$ ,  $Q^4$  and  $Q^5$  is independently replaced by  $-O-$ ,  $-C(O)-$ ,  $-CH=CH-$ ,  
 $-C\equiv C-$ ,  $-N(\text{alkyl})-$ ,  $-N(\text{alkylaryl})-$  or  $-NH-$ ;

20 G is selected from the group consisting of a sugar residue, disugar residue,  
 trisugar residue, tetrasugar residue, sugar acid, amino sugar, amino acid residue,  
 oligopeptide residue comprising 2 to 9 amino acids, trialkylammoniumalkyl radical and  
 $-S(O)_2-OH$ , wherein optionally the sugar residue, disugar residue, trisugar residue,  
 tetrasugar residue, sugar acid, amino sugar, amino acid residue or oligopeptide  
 25 residue of G is substituted with  $-L-M$ ;

L is selected from the group consisting of

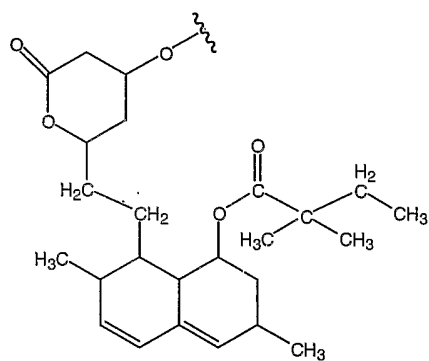


- 50 -

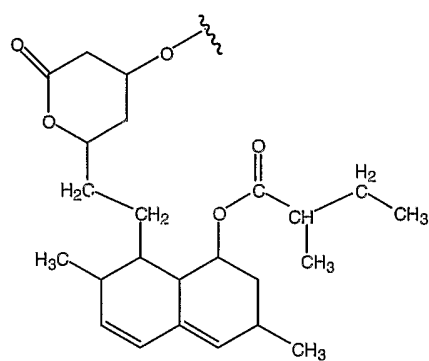


5 wherein Me is methyl;

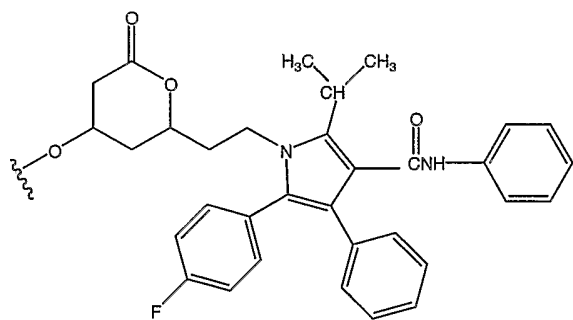
M is selected from the group of moieties consisting of



(M1),

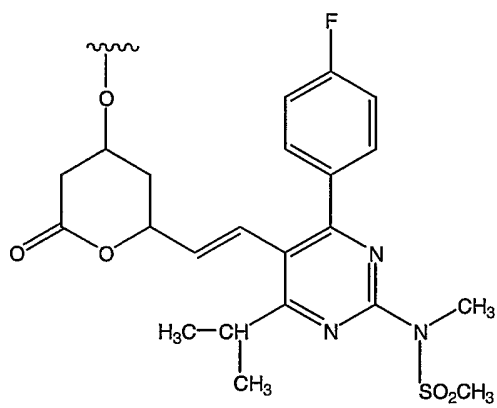


(M2),

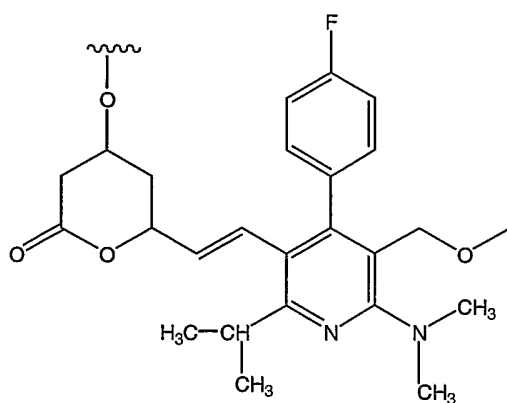


(M3),

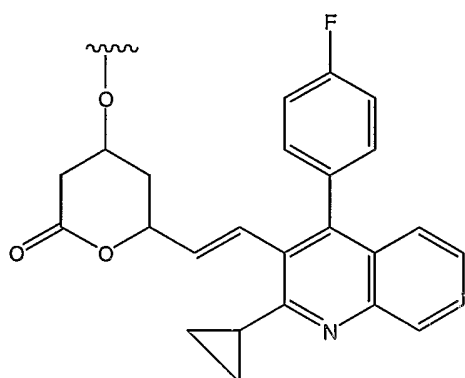
- 51 -



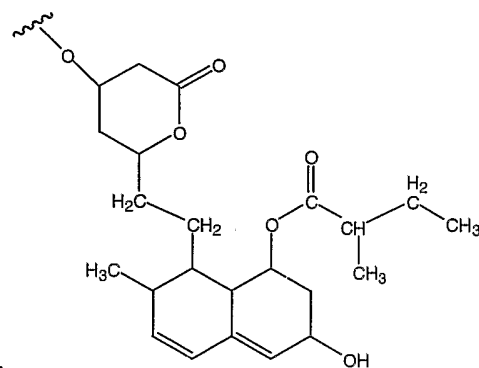
(M4),



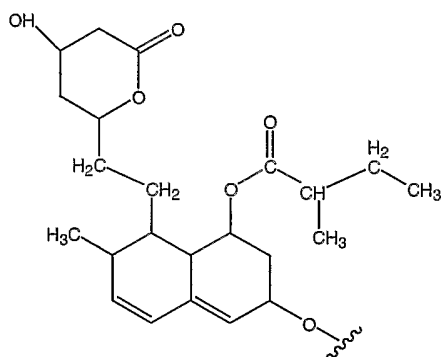
(M5),



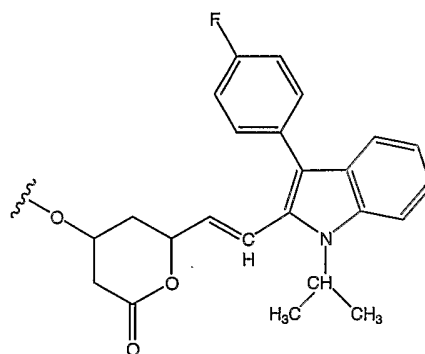
(M6),



(M7),



(M8),



(M9),

pharmaceutically acceptable salts of the moieties (M1) to (M9) and free acids of the moieties (M1) to (M9);

R<sup>2</sup> and R<sup>3</sup> can be the same or different and each is independently selected from the group consisting of hydrogen, alkyl and aryl;

R<sup>6</sup>, R<sup>7</sup> and R<sup>8</sup> can be the same or different and each is independently selected from the group consisting of hydrogen, alkyl, aryl and arylalkyl; and

each R<sup>9</sup> is independently alkyl, aryl or arylalkyl.

each R<sup>10</sup> is independently H or alkyl;

$q$  is 0 or 1;

- 52 -

r is 0 or 1;

m, n and p are independently selected from 0, 1, 2, 3 or 4; provided that at least one of q and r is 1, and the sum of m, n, p, q and r is 1, 2, 3, 4, 5 or 6; and provided that when p is 0 and r is 1, the sum of m, q and n is 1, 2, 3, 4 or 5;

5 x1 is 1 to 10;

x2 is 1 to 10;

x3 is 1 to 10;

x4 is 1 to 10;

x5 is 1 to 10;

10 x6 is 1 to 10;

x7 is 1 to 10;

x8 is 1 to 10;

x9 is 1 to 10;

x10 is 1 to 10; and

15 x11 is 1 to 10;

with the proviso that at least one of Q<sup>1</sup>, Q<sup>2</sup>, Q<sup>3</sup>, Q<sup>4</sup> and Q<sup>5</sup> is -L-M or the sugar residue, disugar residue, trisugar residue, tetrasugar residue, sugar acid, amino sugar, amino acid residue or oligopeptide residue of G is substituted with -L-M.

20 2. The compound according to claim 1, wherein m, n and r are each zero, q is 1, p is 2, and Z is -CH<sub>2</sub>-.

3. The compound according to claim 1, wherein m, n and r are each zero, q is 1, p is 2, and Z is -CH<sub>2</sub>-, Q<sup>1</sup> is -OR<sup>6</sup>, wherein R<sup>6</sup> is hydrogen and Q<sup>5</sup> is fluorine.

25

4. The compound according to claim 1, wherein R<sup>2</sup> and R<sup>3</sup> are each preferably hydrogen.

5. The compound according to claim 1, wherein Q<sup>1</sup> and Q<sup>2</sup> are each independently selected from the group consisting of -OR<sup>6</sup>, -O(CO)R<sup>6</sup>, -O(CO)OR<sup>9</sup> and -O(CO)NR<sup>6</sup>R<sup>7</sup>.

30

- 53 -

6. The compound according to claim 1, wherein  $Q^4$  is halo or  $-OR^6$ .

7. The compound according to claim 1, wherein  $Q^1$  is  $-OR^6$  wherein  $R^6$  is

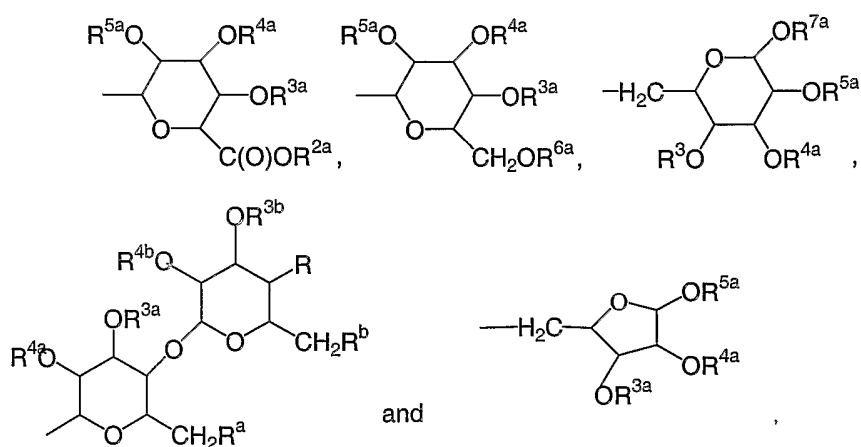
5 H.

8. The compound according to claim 1, wherein  $Q^1$ ,  $Q^2$ ,  $Q^3$ ,  $Q^4$  or  $Q^5$  is—L—

M.

9. The compound according to claim 1, wherein  $Q^1$ ,  $Q^2$ ,  $Q^3$ ,  $Q^4$  or  $Q^5$  is  $-(C_0-C_{30} \text{ alkylene})-G$ .

10. The compound according to claim 1, wherein G is selected from the group consisting of:



wherein R,  $R^a$  and  $R^b$  can be the same or different and each is independently selected from the group consisting of H,  $-OH$ , halo,  $-NH_2$ , azido, alkoxyalkoxy or  $-W-R^{30}$ ;

W is independently selected from the group consisting of  $-NH-C(O)-$ ,  $-O-C(O)-$ ,  $-O-C(O)-N(R^{31})-$ ,  $-NH-C(O)-N(R^{31})-$  and  $-O-C(S)-N(R^{31})-$ ;

$R^{2a}$  and  $R^{6a}$  can be the same or different and each is independently selected from the group consisting of H, alkyl, acetyl, aryl and arylalkyl;

- 54 -

R<sup>3a</sup>, R<sup>4a</sup>, R<sup>5a</sup>, R<sup>7a</sup>, R<sup>3b</sup> and R<sup>4b</sup> can be the same or different and each is independently selected from the group consisting of H, alkyl, acetyl, arylalkyl, -C(O)alkyl and -C(O)aryl;

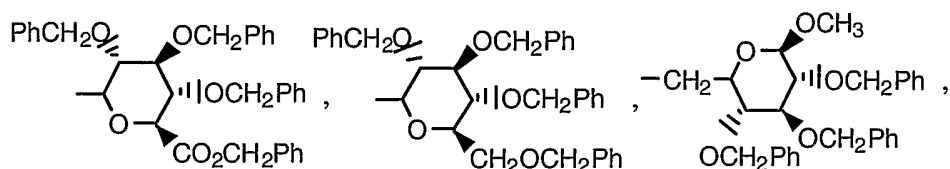
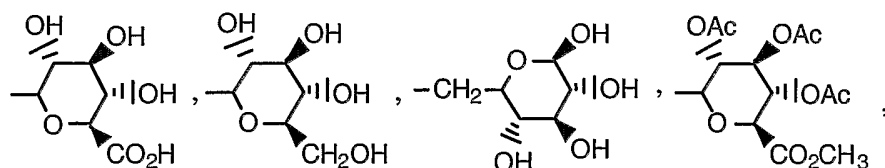
R<sup>30</sup> is independently selected from the group consisting of R<sup>32</sup>-substituted T, R<sup>32</sup>-substituted-T-alkyl, R<sup>32</sup>-substituted-alkenyl, R<sup>32</sup>-substituted-alkyl, R<sup>32</sup>-substituted-cycloalkyl and R<sup>32</sup>-substituted-cycloalkylalkyl;

R<sup>31</sup> is independently selected from the group consisting of H and alkyl;

T is independently selected from the group consisting of phenyl, furyl, thienyl, pyrrolyl, oxazolyl, isoxazolyl, thiazolyl, isothiazolyl, benzothiazolyl, thiadiazolyl, pyrazolyl, imidazolyl and pyridyl;

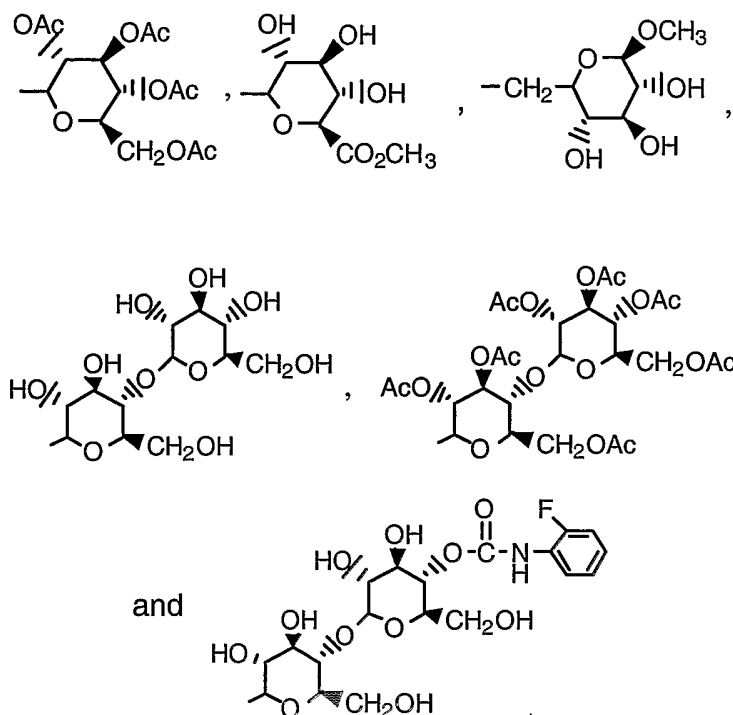
R<sup>32</sup> is 1 to 3 substituents which are each independently selected from the group consisting of H, halo, alkyl, -OH, phenoxy, -CF<sub>3</sub>, -NO<sub>2</sub>, alkoxy, methylenedioxy, oxo, alkylsulfanyl, alkylsulfinyl, alkylsulfonyl, -N(CH<sub>3</sub>)<sub>2</sub>, -C(O)-NHalkyl, -C(O)-N(alkyl)<sub>2</sub>, -C(O)-alkyl, -C(O)-alkoxy and pyrrolidinylcarbonyl; or R<sup>32</sup> is a covalent bond and R<sup>31</sup>, the nitrogen to which it is attached and R<sup>32</sup> form a pyrrolidinyl, piperidinyl, N-methyl-piperazinyl, indolyl or morpholyl group, or a alkoxy-carbonyl-substituted pyrrolidinyl, piperidinyl, N-methylpiperazinyl, indolyl or morpholyl group.

11. The compound according to claim 10, wherein G is selected from:



20

- 55 -

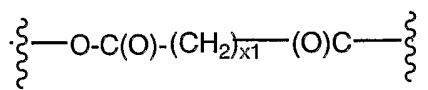


5 wherein Ac is acetyl and Ph is phenyl.

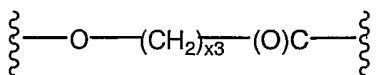
12. The compound according to claim 1, wherein optionally one or more carbon atoms of the  $-(C_0-C_{30} \text{ alkylene})-$  radical of  $Q^1$ ,  $Q^2$ ,  $Q^3$ ,  $Q^4$  and  $Q^5$  is independently replaced by  $-O-$ .

10

13. The compound according to claim 1, wherein L is



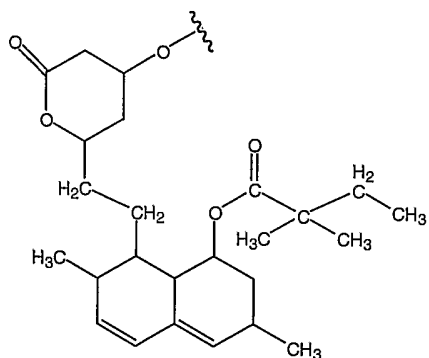
14. The compound according to claim 1, wherein L is



15

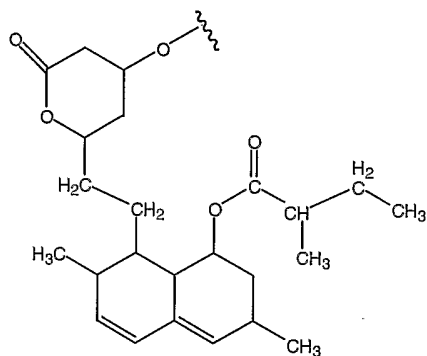


15. The compound according to claim 1, wherein M is



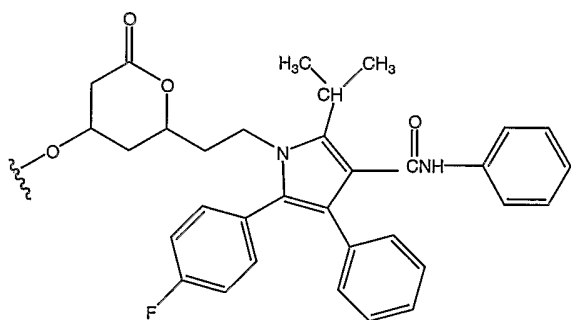
(M1) or pharmaceutically acceptable salts thereof.


16 The compound according to claim 1, wherein M is



(M2) or pharmaceutically acceptable salts thereof.

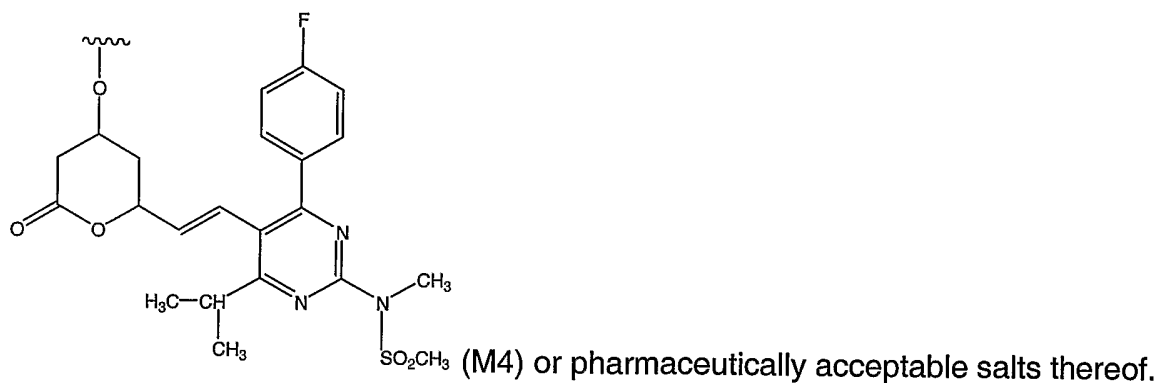
17. The compound according to claim 1, wherein M is



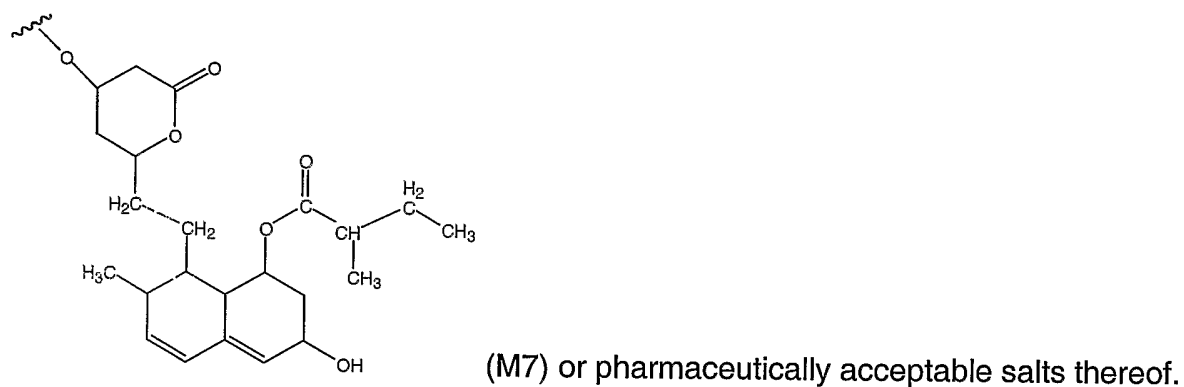
thereof.  (M3) or pharmaceutically acceptable salts

- 57 -

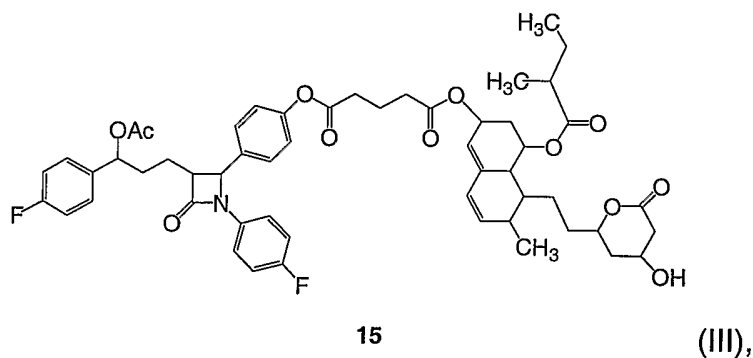
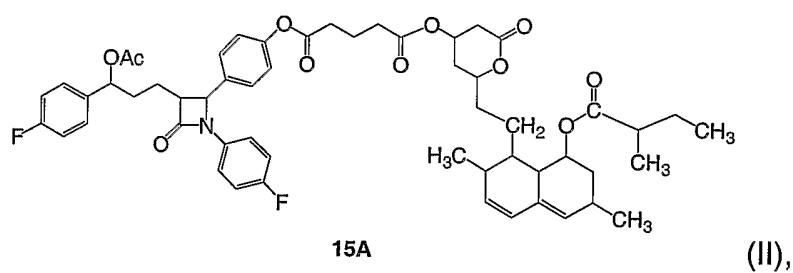
18. The compound according to claim 1, wherein M is



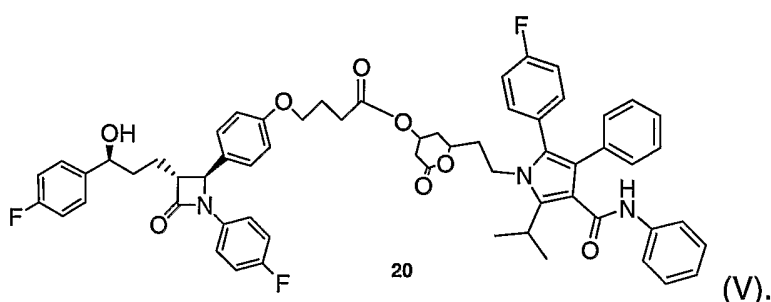
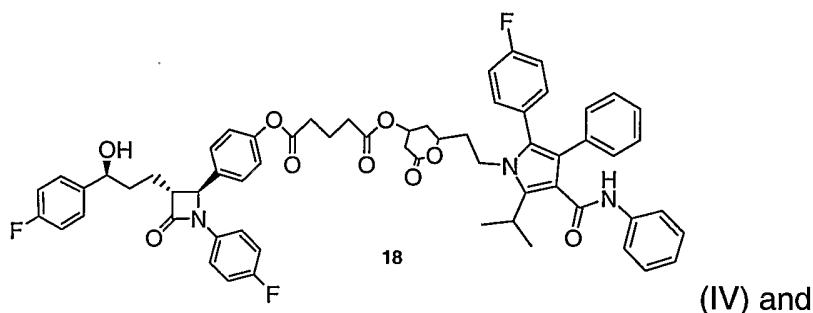
19. The compound according to claim 1, wherein M is



20. The compound according to claim 1, which is selected from the group consisting of



- 58 -



21. A pharmaceutical composition for the treatment or prevention of a  
5 vascular condition, diabetes, obesity, stroke, lowering a concentration of a sterol or  
stanol in plasma of a mammal, preventing demyelination or treating Alzheimer's  
disease and/or regulating levels of amyloid  $\beta$  peptides in a subject comprising a  
therapeutically effective amount of a compound of claim 1 in a pharmaceutically  
acceptable carrier.

22. A pharmaceutical composition comprising a cholesterol-lowering  
effective amount of a compound of claim 1 in a pharmaceutically acceptable carrier.

23. A method of treating or preventing a vascular condition, diabetes,  
15 obesity, stroke, lowering a concentration of a sterol or stanol in plasma of a mammal,  
preventing demyelination or treating Alzheimer's disease or regulating a level of an  
amyloid  $\beta$  peptide in a subject comprising the step of administering to a subject in  
need of such treatment an effective amount of a compound of claim 1.

24. A method of lowering cholesterol level in plasma of a mammal in need of  
20 such treatment comprising administering a pharmaceutically effective amount of the  
compound of claim 1.

# INTERNATIONAL SEARCH REPORT

ional Application No  
PCT/US2004/006428

## A. CLASSIFICATION OF SUBJECT MATTER

IPC 7 C07D405/12 C07D405/14 A61K31/397 A61P3/06

According to International Patent Classification (IPC) or to both national classification and IPC

## B. FIELDS SEARCHED

Minimum documentation searched (classification system followed by classification symbols)

IPC 7 C07D A61K A61P

Documentation searched other than minimum documentation to the extent that such documents are included in the fields searched

Electronic data base consulted during the international search (name of data base and, where practical, search terms used)

EPO-Internal, WPI Data, CHEM ABS Data, BEILSTEIN Data

## C. DOCUMENTS CONSIDERED TO BE RELEVANT

Category °	Citation of document, with indication, where appropriate, of the relevant passages	Relevant to claim No.
A	US 5 661 145 A (DAVIS HARRY R) 26 August 1997 (1997-08-26) cited in the application the whole document -----	1-24

☐ Further documents are listed in the continuation of box C.



Patent family members are listed in annex.

### ° Special categories of cited documents :

- \*A\* document defining the general state of the art which is not considered to be of particular relevance
- \*E\* earlier document but published on or after the international filing date
- \*L\* document which may throw doubts on priority claim(s) or which is cited to establish the publication date of another citation or other special reason (as specified)
- \*O\* document referring to an oral disclosure, use, exhibition or other means
- \*P\* document published prior to the international filing date but later than the priority date claimed

- \*T\* later document published after the international filing date or priority date and not in conflict with the application but cited to understand the principle or theory underlying the invention
- \*X\* document of particular relevance; the claimed invention cannot be considered novel or cannot be considered to involve an inventive step when the document is taken alone
- \*Y\* document of particular relevance; the claimed invention cannot be considered to involve an inventive step when the document is combined with one or more other such documents, such combination being obvious to a person skilled in the art.
- \*&\* document member of the same patent family

Date of the actual completion of the international search

26 July 2004

Date of mailing of the international search report

04/08/2004

Name and mailing address of the ISA

European Patent Office, P.B. 5818 Patentlaan 2  
NL - 2280 HV Rijswijk  
Tel. (+31-70) 340-2040, Tx. 31 651 epo nl,  
Fax: (+31-70) 340-3016

Authorized officer

Johnson, C

## INTERNATIONAL SEARCH REPORT

International application No.  
PCT/US2004/006428

### Box II Observations where certain claims were found unsearchable (Continuation of item 2 of first sheet)

This International Search Report has not been established in respect of certain claims under Article 17(2)(a) for the following reasons:

1. ☒ Claims Nos.:  
because they relate to subject matter not required to be searched by this Authority, namely:  
  
Although claims 23,24 are directed to a method of treatment of the human/animal body, the search has been carried out and based on the alleged effects of the compound/composition.
2. ☐ Claims Nos.:  
because they relate to parts of the International Application that do not comply with the prescribed requirements to such an extent that no meaningful International Search can be carried out, specifically:
3. ☐ Claims Nos.:  
because they are dependent claims and are not drafted in accordance with the second and third sentences of Rule 6.4(a).

### Box III Observations where unity of invention is lacking (Continuation of item 3 of first sheet)

This International Searching Authority found multiple inventions in this international application, as follows:

1. ☐ As all required additional search fees were timely paid by the applicant, this International Search Report covers all searchable claims.
2. ☐ As all searchable claims could be searched without effort justifying an additional fee, this Authority did not invite payment of any additional fee.
3. ☐ As only some of the required additional search fees were timely paid by the applicant, this International Search Report covers only those claims for which fees were paid, specifically claims Nos.:
4. ☐ No required additional search fees were timely paid by the applicant. Consequently, this International Search Report is restricted to the invention first mentioned in the claims; it is covered by claims Nos.:

#### Remark on Protest

- ☐ The additional search fees were accompanied by the applicant's protest.
- ☐ No protest accompanied the payment of additional search fees.

# INTERNATIONAL SEARCH REPORT

Information on patent family members

Original Application No

PCT/US2004/006428

Patent document cited in search report	Publication date	Patent family member(s)	Publication date
US 5661145	A	26-08-1997	AT 175872 T 15-02-1999
		AU 680864 B2 14-08-1997	
		AU 5872094 A 19-07-1994	
		CA 2152351 A1 07-07-1994	
		CN 1095591 A ,B 30-11-1994	
		CZ 9501643 A3 13-03-1996	
		DE 69323213 D1 04-03-1999	
		DE 69323213 T2 08-07-1999	
		DK 675714 T3 13-09-1999	
		EE 9400341 A 15-04-1996	
		EP 0675714 A1 11-10-1995	
		ES 2128552 T3 16-05-1999	
		FI 952916 A 14-06-1995	
		GR 3029405 T3 28-05-1999	
		HR 931515 A1 31-12-1996	
		HU 72081 A2 28-03-1996	
		IL 108112 A 30-11-1999	
		JP 8505141 T 04-06-1996	
		LT 1514 A ,B 25-10-1994	
		LV 10919 A 20-12-1995	
		LV 10919 B 20-04-1996	
		MX 9308053 A1 30-06-1994	
		NO 952529 A 23-06-1995	
		NZ 259790 A 24-02-1997	
		NZ 299704 A 24-06-1997	
		PL 309636 A1 30-10-1995	
		SG 45147 A1 16-01-1998	
		SI 9300677 A 30-09-1994	
		SK 78395 A3 08-05-1996	
		WO 9414433 A1 07-07-1994	
		ZA 9309552 A 12-10-1994	