

(No Model.)

F. VORCK.

FASTENING FOR SECURING FUR CUFFS TO COAT SLEEVES.

No. 366,705.

Patented July 19, 1887.

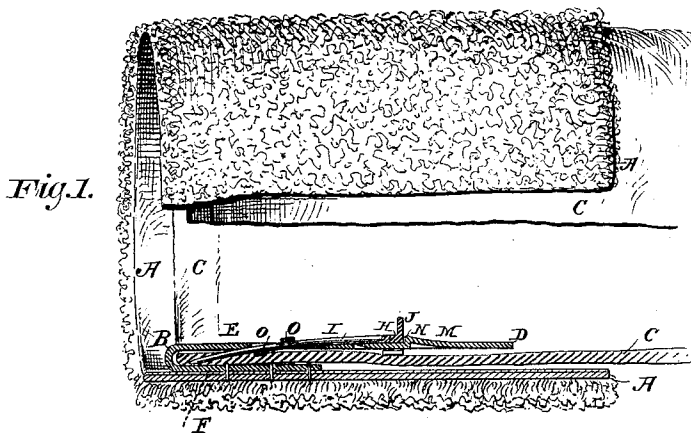


Fig. 2.

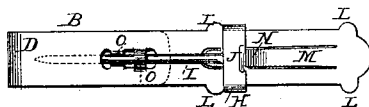
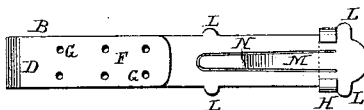


Fig. 3.



WITNESSES:

Gustave Dittrich
W. A. C. Matthias

INVENTOR

Frederick Vorck,

BY

Ellison & Gill,
ATTORNEYS.

UNITED STATES PATENT OFFICE.

FREDERICK VORCK, OF BROOKLYN, NEW YORK.

FASTENING FOR SECURING FUR CUFFS TO COAT-SLEEVES.

SPECIFICATION forming part of Letters Patent No. 366,705, dated July 19, 1887.

Application filed May 7, 1887. Serial No. 237,428. (No model.)

To all whom it may concern:

Be it known that I, FREDERICK VORCK, a citizen of the United States, and a resident of Brooklyn, in the county of Kings and State of New York, have invented certain new and useful Improvements in Fastenings for Securing Fur Cuffs to Coat-Sleeves, of which the following is a specification.

The invention relates to improved fastening devices for securing temporary fur cuffs to coat-sleeves; and it consists in a novel attachment rigidly applied to the inner side of the cuff and provided with a pocket to receive the lower edge of the coat-sleeve, a sliding pin, whereby said sleeve may be secured in the pocket and the cuff thereby secured, and a spring for locking the said pin in position after the edge of the coat-sleeve has been secured.

The invention will be more fully understood from the following specification, reference being had to the accompanying drawings, in which—

Figure 1 is a sectional view of the fur cuff, coat-sleeve, and fastening attachment, illustrated in the position they are given when in use. Fig. 2 is a plan view of one face of the attachment, and Fig. 3 is a like view of the opposite face of same.

In the drawings, A designates the fur cuff, B the attachment sought to be protected hereby, and C the coat-sleeve upon which the temporary cuff has been secured. The attachment B consists of a strip of metal, D, folded upon itself, and forming between its two parallel portions the pocket E, to receive the edges of the coat-sleeve C, as indicated in Fig. 1. The end F, forming one side of the pocket E, is provided with apertures G, (see Fig. 3,) by means of which the attachment may be sewed to the fur cuff. Upon the upper end of the strip of metal D is applied the slide H, carrying the pin I, and being provided with the finger-piece J, by means of which the slide may be conveniently moved. The strip of metal D is provided with the shoulders L, between each pair of which, as shown in Fig. 2, the slide H may have a longitudinal movement, and between which, also, is cut from the metal D the spring-finger M, having the shoulder N bent therein in position to form a stop for the slide H when the latter has been moved to its inner position,

as shown in Figs. 1 and 2, the purpose of the shoulder N being to prevent the accidental return of the slide H to the outer end of the metallic strip D, thus insuring the firm fastening of the fur cuff to the coat-sleeve. The pin I, which is secured at its shank end to the slide H, passes against the opposite faces of the lips O into the pocket E, and has a sliding movement therein when desired. The lips O are cut from the metallic strip D, and are shown clearly in Figs. 1 and 2, their purpose being to form guides for and to sustain the pin I.

In the application of the attachment sought to be protected the end F thereof will be sewed to the inner side of the fur cuff, the other portion thereof extending inward; and when it is desired to apply the cuff upon the coat-sleeve the edge of the latter will be inserted into the pocket E, the slide H having previously been drawn to the outer end of the metallic strip D to the position illustrated in Fig. 3. After the coat-sleeve has been inserted into the pocket E the slide H will be moved inward to the position shown in Fig. 2, thereby forcing the pin I into the fabric of the coat-sleeve and securely retaining the same in the pocket. After the slide H has been moved inward to the position last above described the spring M, of its own tension, will cause the shoulder N to snap upward against the rear surface of the slide H, thereby locking the latter in position. When it is desired to remove the fur cuff from the coat-sleeve, it will only be necessary to depress the spring M sufficiently to relieve its shoulder from contact with the slide H, and then move the latter to the outer end of the strip D, as shown in Fig. 3, thereby withdrawing the pin I from the coat-sleeve and permitting the withdrawal of the fur cuff.

I have shown the invention applied to a fur cuff; but I propose to use it also for securing strips of fur to the edges of a coat, in which use the edge of the coat will be inserted in the pocket E in the same manner as the edge of the sleeve. (Shown in the drawings.)

What I claim as my invention, and desire to secure by Letters Patent, is—

1. The attachment hereinbefore described, which consists of the metallic strip folded to form the pocket E, and provided with the slide H and spring M, the slide having the pin I,

which projects into the pocket E, substantially as and for the purposes set forth.

2. The attachment hereinbefore described, and consisting of the metallic strip folded to
5 form a pocket, E, and provided with the spring M, slide H, stops L, and pin I, the pin being secured at its shank end to the said slide, while its pointed portion passes against the opposite
10 faces of the lips O and enters the pocket E, substantially as set forth.

Signed at New York, in the county of New York and State of New York, this 5th day of May, A. D. 1887.

FREDERICK VORCK.

Witnesses:

CHAS. C. GILL,
W. A. C. MATTHE.