



US00D415601S

United States Patent [19]
Sherman et al.

[11] **Patent Number: Des. 415,601**
[45] **Date of Patent: ** Oct. 26, 1999**

[54] **CHOCOLATE CONFECTION**
[75] Inventors: **Ryan Sherman; David Ryan**, both of
Seattle, Wash.
[73] Assignee: **Starbucks Corporation**, Seattle, Wash.
[**] Term: **14 Years**
[21] Appl. No.: **29/099,971**
[22] Filed: **Jan. 29, 1999**
[51] **LOC (6) Cl.** **01-01**
[52] **U.S. Cl.** **D1/127; D1/106**
[58] **Field of Search** **D1/127, 128, 129,**
D1/199, 126, 125, 100; D24/101, 103;
D28/8.1; 426/104, 660, 92, 283, 805

D. 279,402 6/1985 Lane et al. .
D. 288,140 2/1987 Fontlladosa .
D. 315,435 3/1991 Kirkpatrick et al. .
D. 329,114 9/1992 Kesdekoglu .
D. 334,645 4/1993 Kennedy .
D. 338,994 9/1993 Kesdekoglu .
D. 340,121 10/1993 Russell .
D. 342,299 12/1993 Meyers, Jr. et al. D1/106
D. 347,515 6/1994 Creighton et al. .
D. 357,338 4/1995 Bornhorst .
D. 372,351 8/1996 Margolis .
D. 376,038 12/1996 Pearce .
D. 395,150 6/1998 Yang .
787,887 4/1905 Baker D1/127 X
1,850,560 5/1932 Middendorf .
5,447,584 9/1995 Shakespeare et al. .

OTHER PUBLICATIONS

Thos Mills Bro: Inc., 1924 p. 17 No. 27 Star.

Primary Examiner—Pamela Burgess
Attorney, Agent, or Firm—Christensen O'Connor Johnson
& Kindness PLLC

[56] **References Cited**
U.S. PATENT DOCUMENTS

D. 21,760 8/1892 Mapother .
D. 40,268 9/1909 Marvin .
D. 40,269 9/1909 Marvin .
D. 55,542 6/1920 Wipf D24/101
D. 59,565 11/1921 Page D1/106
D. 70,559 7/1926 Hochstadter .
D. 88,109 3/1932 Reiche .
D. 88,226 11/1932 Gold .
D. 107,317 10/1937 Murguiondo .
D. 108,546 2/1938 Lazow .
D. 110,341 7/1938 Carter et al. .
D. 166,563 1/1952 Peters .
D. 166,873 5/1952 Peters .
D. 179,214 11/1956 Peters .
D. 188,694 8/1960 Freeman .
D. 194,576 2/1963 Herman .
D. 195,658 7/1963 Merritt .
D. 205,572 8/1966 Davies .
D. 250,556 12/1978 Shorin et al. .

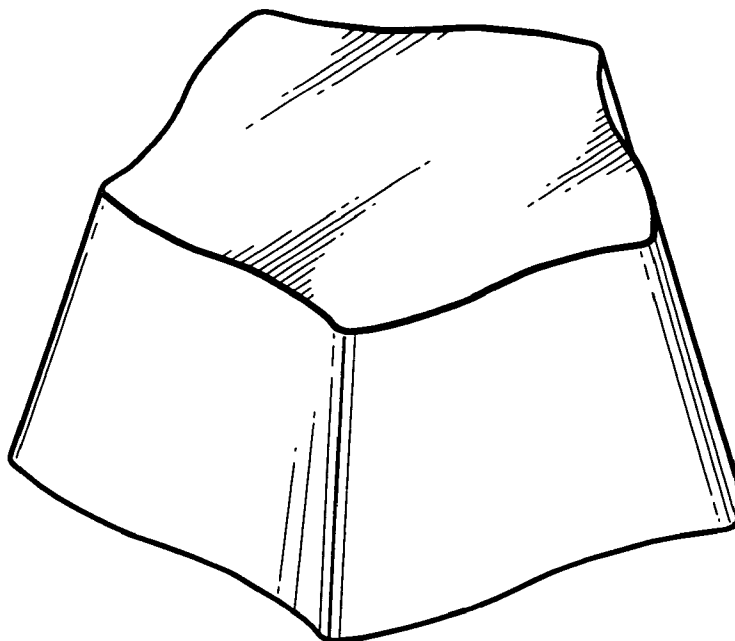
[57] **CLAIM**

We claim the ornamental design for a chocolate confection,
as shown and described.

DESCRIPTION

FIG. 1 is a perspective view of our new chocolate confec-
tion;
FIG. 2 is a top view thereof;
FIG. 3 is a bottom view thereof;
FIG. 4 is a front view thereof;
FIG. 5 is a left side view thereof;
FIG. 6 is a backview thereof; and,
FIG. 7 is a right side view thereof.

1 Claim, 2 Drawing Sheets



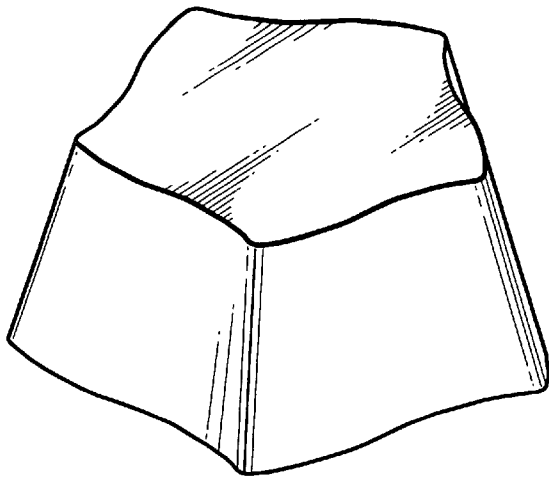


Fig. 1

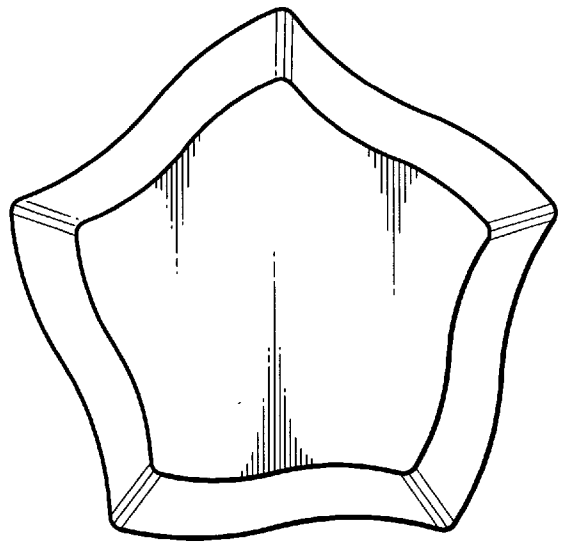


Fig. 2

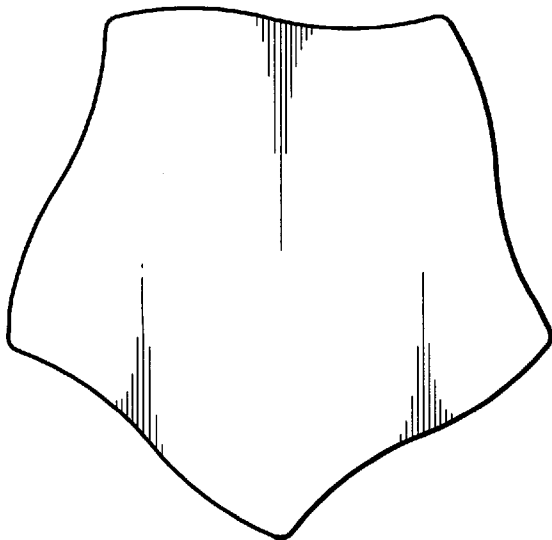


Fig. 3

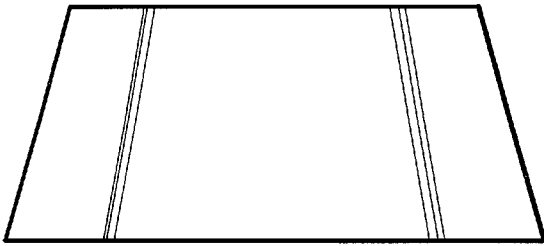


Fig. 4

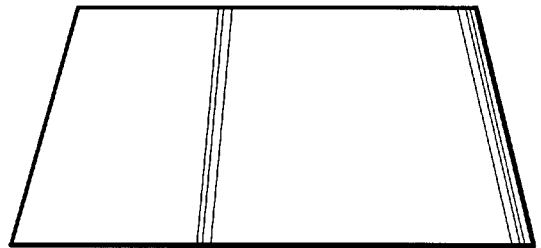


Fig. 5




Fig. 6

Fig. 7

