



US00D764776S

(12) **United States Design Patent**
Sassi

(10) **Patent No.:** **US D764,776 S**

(45) **Date of Patent:** **** Aug. 30, 2016**

- (54) **SHOE**
- (71) Applicant: **VALENTINO S.p.A.**, Milan (IT)
- (72) Inventor: **Stefano Sassi**, Varese (IT)
- (73) Assignee: **VALENTINO S.p.A.**, Milan (IT)
- (**) Term: **15 Years**
- (21) Appl. No.: **29/532,709**
- (22) Filed: **Jul. 9, 2015**
- (30) **Foreign Application Priority Data**

Jan. 13, 2015 (IT) MI2015O0002

- (51) **LOC (10) Cl.** **02-04**
- (52) **U.S. Cl.**
USPC **D2/929; D2/930**
- (58) **Field of Classification Search**
USPC D2/896, 925-942, 971
CPC A43B 21/00; A43B 21/02; A43B 21/06;
A43B 9/14; A43B 1/0045; A43B 13/10;
A43B 13/12; A43B 23/06; A43B 23/07;
A43B 1/0036; A43B 5/12

See application file for complete search history.

(56) **References Cited**

U.S. PATENT DOCUMENTS

D70,267 S *	6/1926	Davis	D2/931
D84,630 S *	7/1931	Ellington	D2/930
D84,980 S *	9/1931	De Liso	D2/939
D86,618 S *	3/1932	Lyons	D2/929
D91,535 S *	2/1934	Morali	D2/932
D93,709 S *	10/1934	Elkin	D2/931
D97,380 S *	11/1935	Bush	D2/931

D99,178 S *	4/1936	Audino	D2/931
D100,258 S *	7/1936	Cohan	D2/930
D101,492 S *	10/1936	Faleck	D2/931
D102,567 S *	12/1936	Levin	D2/939
D103,505 S *	3/1937	Pape	D2/930
D103,506 S *	3/1937	Pape	D2/932
D103,592 S *	3/1937	Perugia	D2/931
D103,593 S *	3/1937	Perugia	D2/931
D104,485 S *	5/1937	Weinstat	D2/939
D105,206 S *	7/1937	Del Re	D2/940
D108,486 S *	2/1938	Weinstein	D2/925
D150,743 S *	8/1948	Wertheim	D2/931
D153,059 S *	3/1949	Conaway	D2/930
D158,470 S *	5/1950	Koomruian	D2/932
D557,488 S *	12/2007	Lawler	D2/971
D563,661 S *	3/2008	Lawler	D2/971
D583,538 S *	12/2008	Choi	D2/925
D632,061 S *	2/2011	Hardy	D2/929
D738,598 S *	9/2015	Sassi	D2/929

* cited by examiner

Primary Examiner — Dominic Simone

(74) *Attorney, Agent, or Firm* — Thomas I Horstemeyer, LLP

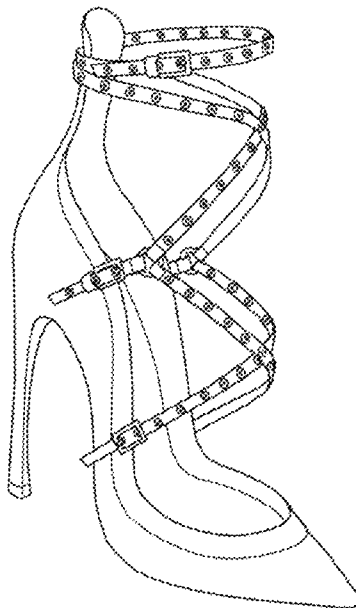
(57) **CLAIM**

The ornamental design for a shoe, as shown and described.

DESCRIPTION

FIG. 1 is a perspective view of my new design;
 FIG. 2 is a front elevational view thereof;
 FIG. 3 is a rear elevational view thereof opposite that of FIG. 2;
 FIG. 4 is a side elevational view thereof;
 FIG. 5 is a side elevational view thereof, from a side opposite that of FIG. 4;
 FIG. 6 is a top view thereof; and,
 FIG. 7 is a bottom view thereof.

1 Claim, 7 Drawing Sheets



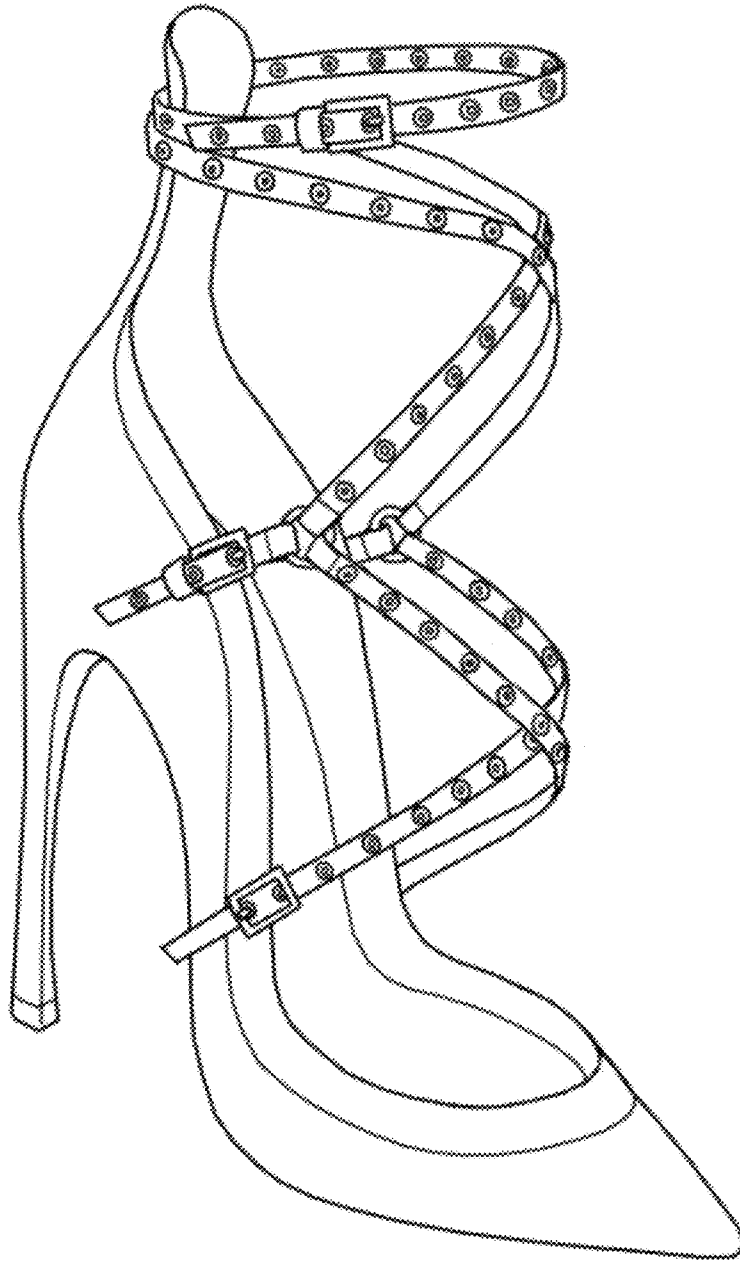


FIG. 1

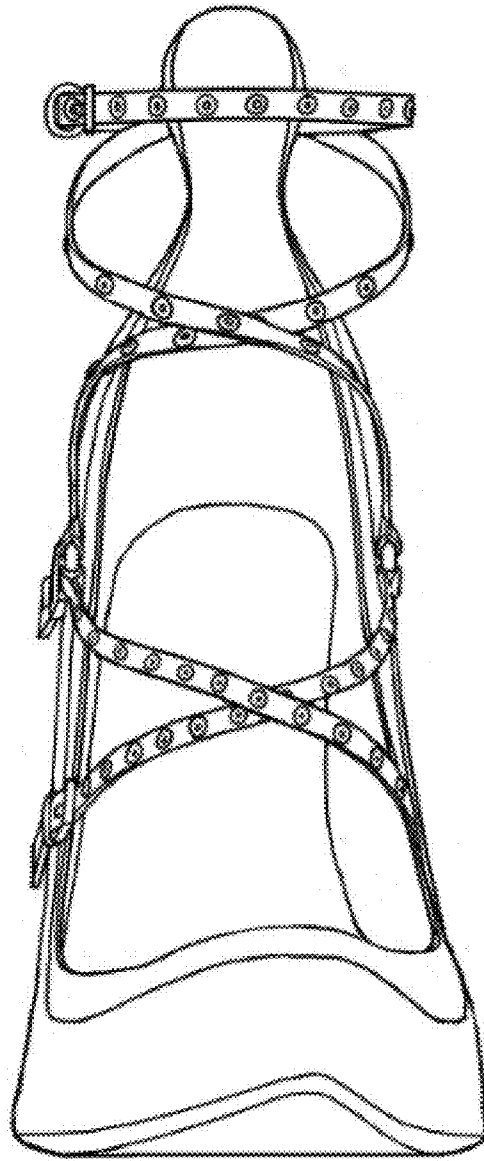


FIG. 2

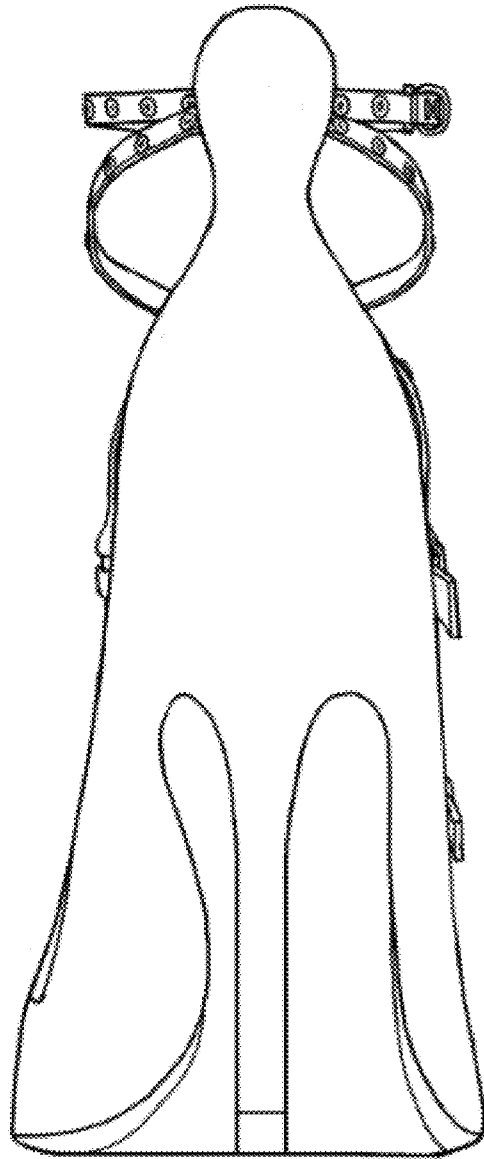


FIG. 3




FIG. 4




FIG. 5

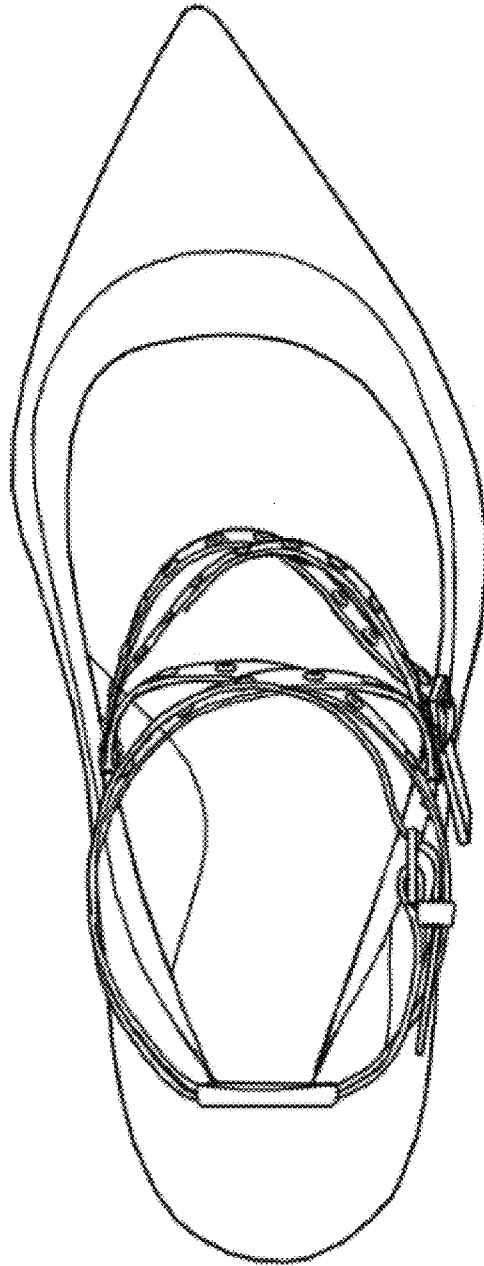


FIG. 6

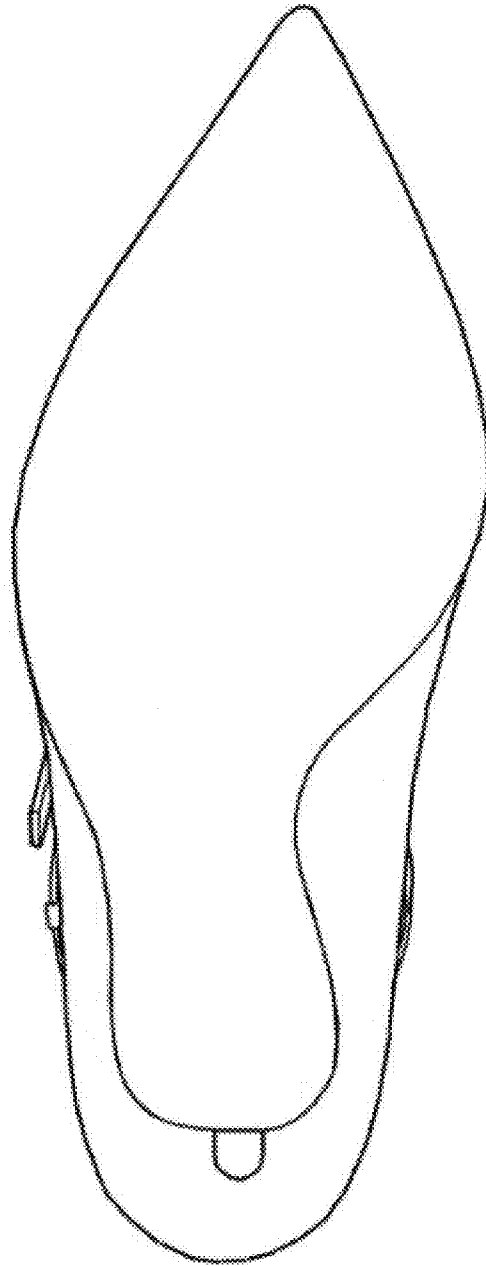


FIG. 7

UNITED STATES PATENT AND TRADEMARK OFFICE
CERTIFICATE OF CORRECTION

PATENT NO. : D764,776 S
APPLICATION NO. : 29/532709
DATED : August 30, 2016
INVENTOR(S) : Stefano Sassi

Page 1 of 1

It is certified that error appears in the above-identified patent and that said Letters Patent is hereby corrected as shown below:

TITLE PAGE

Item (30) Foreign Application Priority Data: change "MI2015O0002" to -- MI2015O000002 --.

Signed and Sealed this
Twenty-second Day of November, 2016



Michelle K. Lee
Director of the United States Patent and Trademark Office