

United States Patent [19]

Selbiger et al.

[11] Patent Number: Des. 304,516

[45] Date of Patent: ** Nov. 14, 1989

[54] SHOE UPPER

[75] Inventors: Lawrence Selbiger; Peter P. Backus, both of Portland, Oreg.

[73] Assignee: Avia Group International, Inc., Portland, Oreg.

[**] Term: 14 Years

[21] Appl. No.: 305,207

[22] Filed: Feb. 2, 1989

[52] U.S. Cl. D2/314; D2/312

[58] Field of Search D2/264, 265, 268-272, D2/275, 308-314; 36/45, 83, 84, 102, 103, 106, 112-116, 132, 136

[56] References Cited

U.S. PATENT DOCUMENTS

- D. 291,144 8/1987 Tong et al. D2/314
- D. 296,612 7/1988 Brown et al. D2/314
- D. 297,181 8/1988 Selbiger et al. D2/314
- D. 297,585 9/1988 Brown et al. D2/314

- D. 297,587 9/1988 Selbiger et al. D2/314
- D. 297,882 10/1988 Tong et al. D2/314
- D. 299,583 1/1989 Tong D2/314
- D. 299,784 2/1989 Brown et al. D2/314

Primary Examiner—Louis S. Zarfes
Attorney, Agent, or Firm—Saidman, Sterne, Kessler & Goldstein

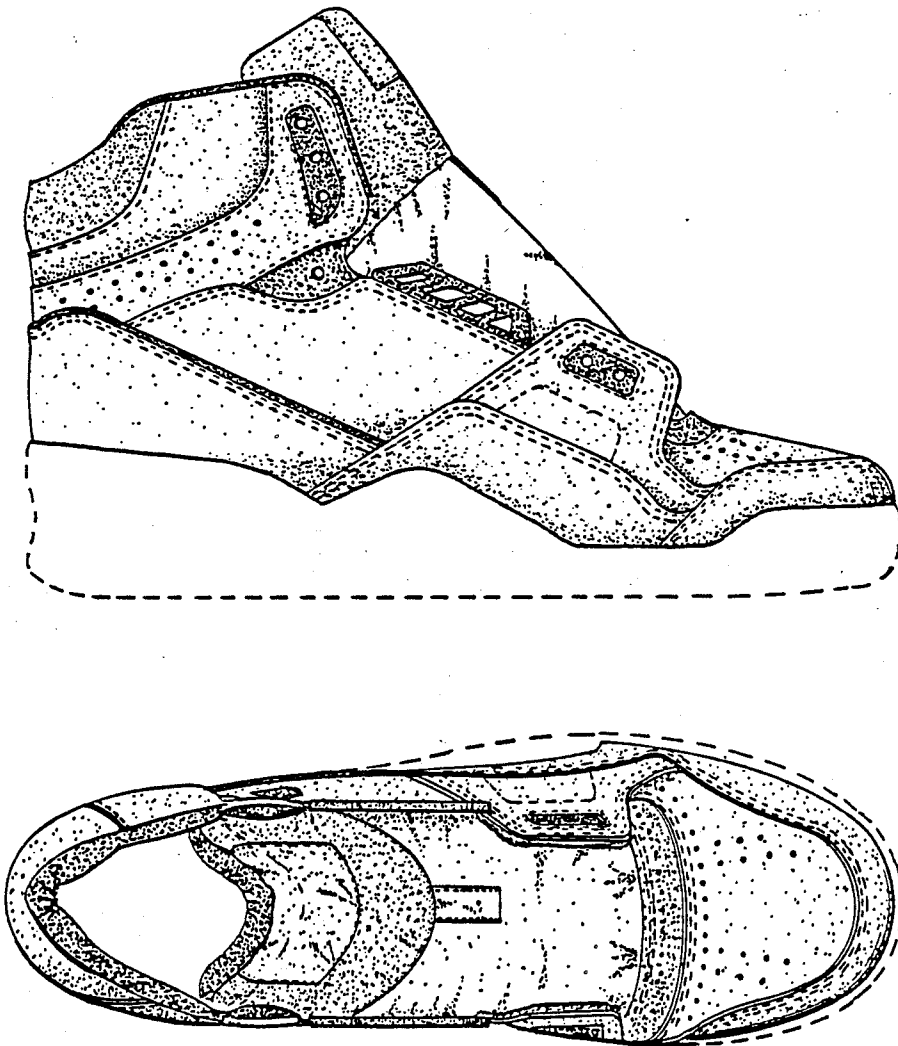
[57] CLAIM

The ornamental design for a shoe upper, as shown and described.

DESCRIPTION

FIG. 1 is a left side elevational view of a shoe upper showing our new design; FIG. 2 is a right side elevational view thereof; FIG. 3 is a top plan view thereof; FIG. 4 is a front elevational view thereof; and FIG. 5 is a rear elevational view thereof.

The broken line showing of a shoe sole in FIGS. 1-5 and the area within are environmental only and form no part of the claimed design.



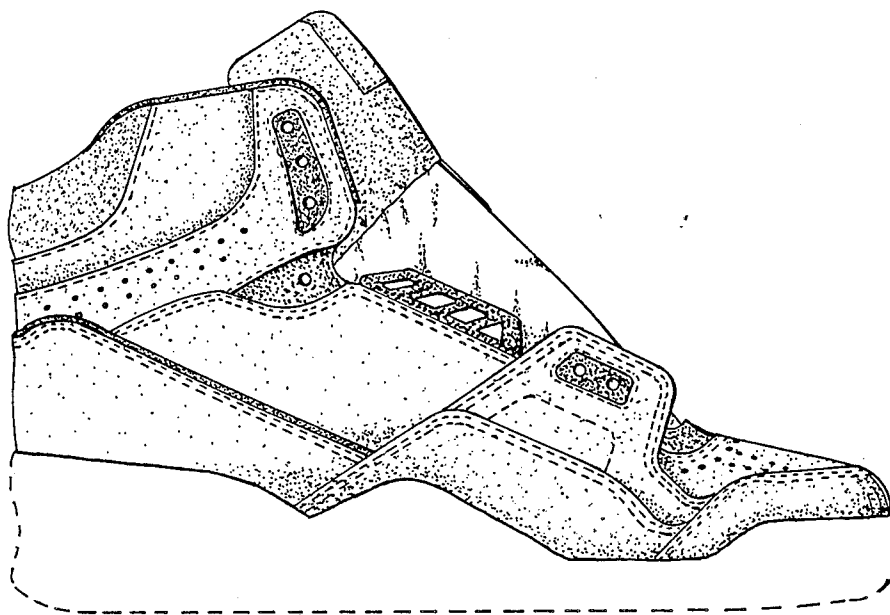


FIG. 1

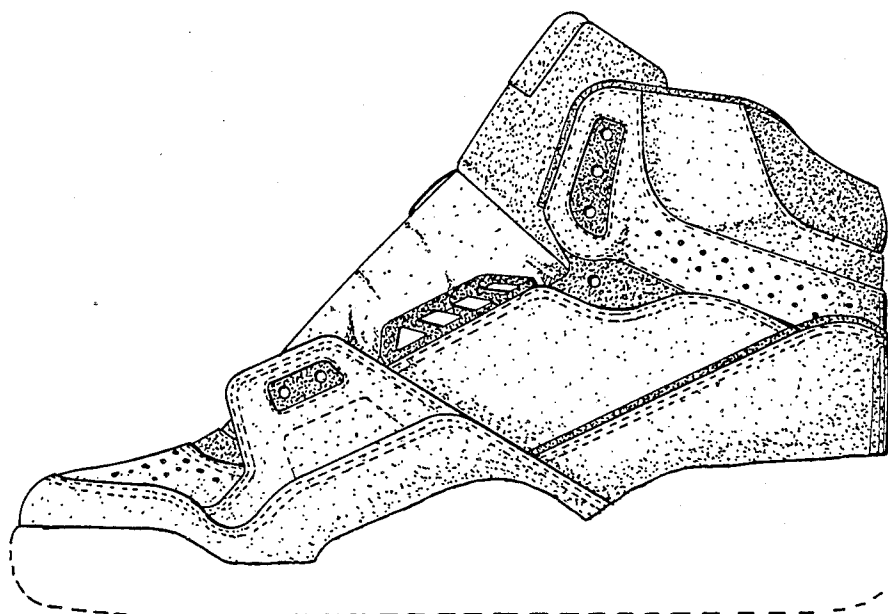


FIG. 2

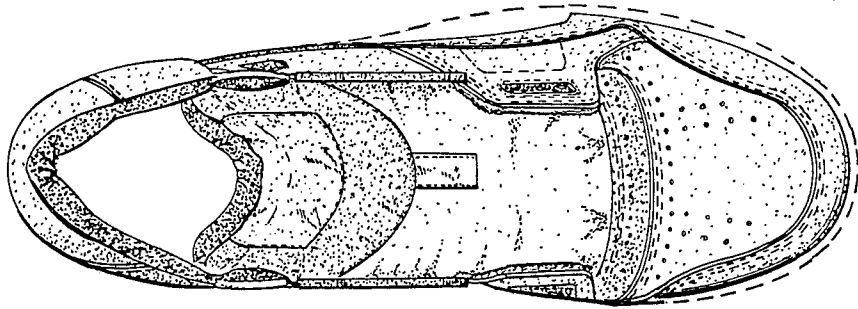


FIG. 3

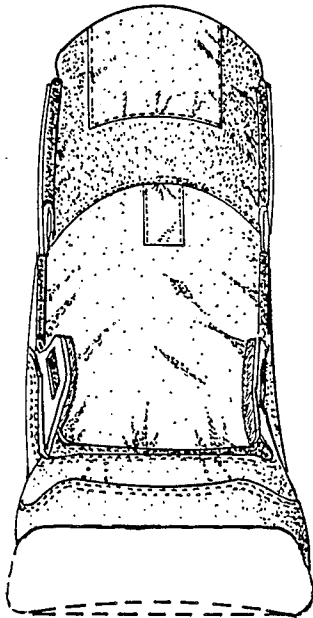


FIG. 4

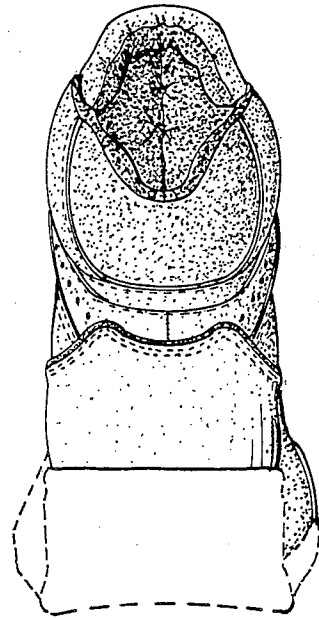


FIG. 5