



(86) Date de dépôt PCT/PCT Filing Date: 1997/08/20

(87) Date publication PCT/PCT Publication Date: 1998/03/05

(45) Date de délivrance/Issue Date: 2003/11/18

(85) Entrée phase nationale/National Entry: 1999/02/26

(86) N° demande PCT/PCT Application No.: US 1997/014724

(87) N° publication PCT/PCT Publication No.: 1998/008855

(30) Priorité/Priority: 1996/08/27 (08/702,234) US

(51) Cl.Int.⁶/Int.Cl.⁶ C07H 19/167, A61K 31/70

(72) Inventeurs/Inventors:

LUM, ROBERT T., US;
PFISTER, JURG R., US;
SCHOW, STEVEN R., US;
WICK, MICHAEL M., US;
NELSON, MAREK G., US;
SCHREINER, GEORGE F., US

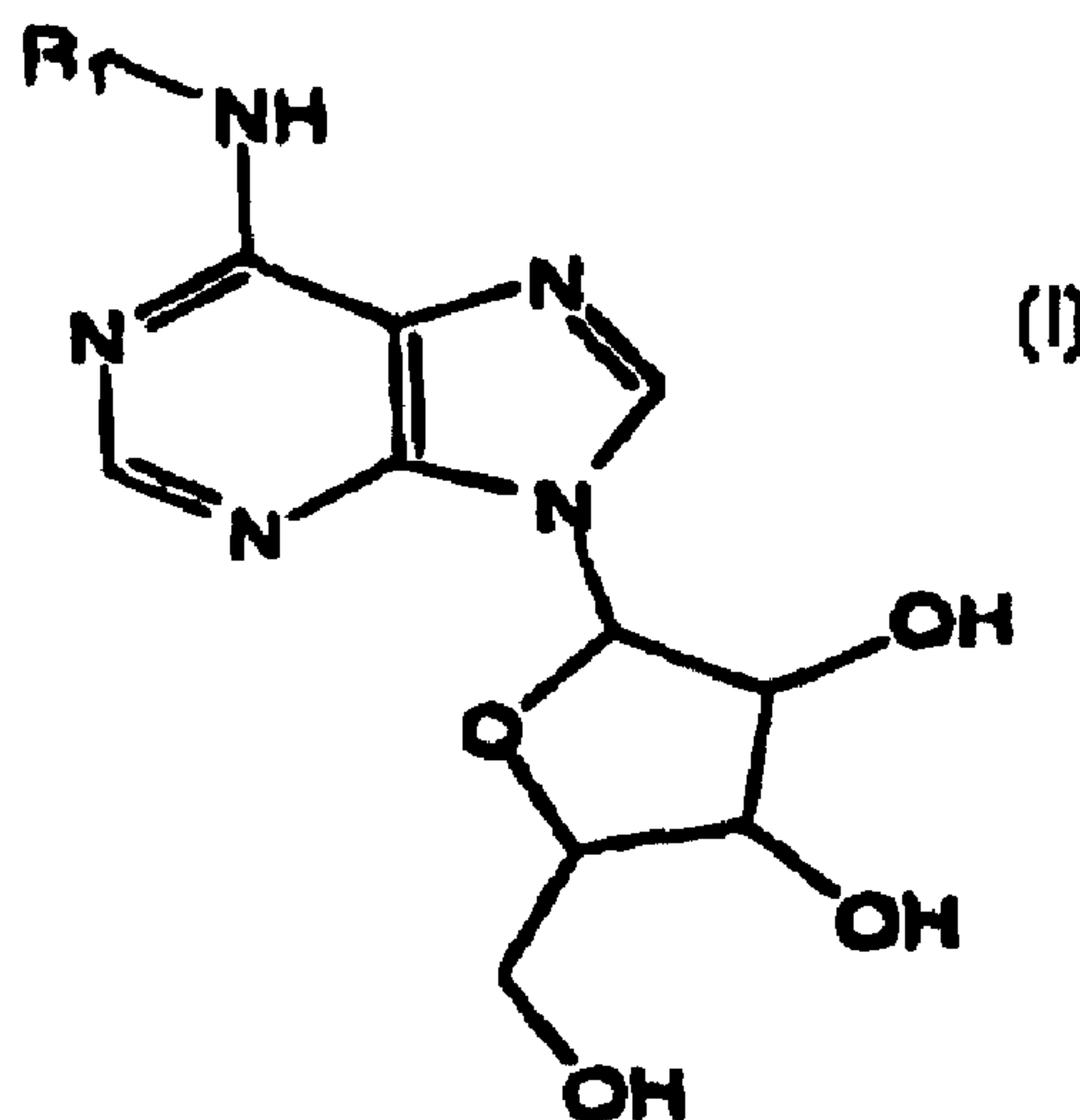
(73) Propriétaire/Owner:

CV THERAPEUTICS, INC., US

(74) Agent: MBM & CO.

(54) Titre : DERIVES D'ADENOSINE A SUBSTITUTION HETEROCYCLIQUE N⁶

(54) Title: N⁶ HETEROCYCLIC SUBSTITUTED ADENOSINE DERIVATIVES



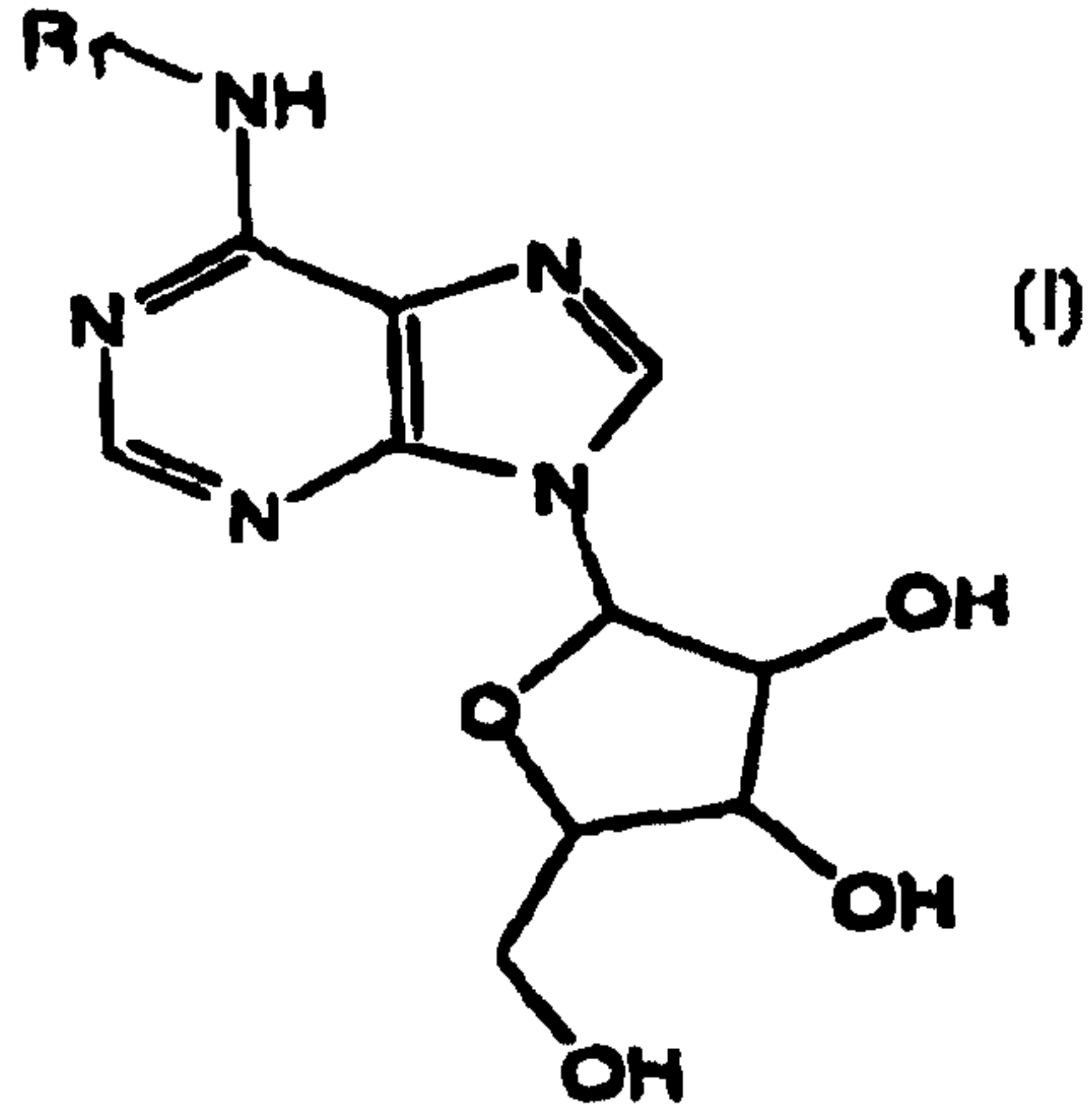
(57) Abrégé/Abstract:

A substituted N⁶-oxa, thia, thioxa and azacycloalkyl substituted adenosine derivative of formula (I) and a method for using the composition as an A₁ heart adenosine receptor. In said formula, R₁ is a monocyclic or polycyclic heterocyclic group containing from 3 to 15 atoms, at least one of which is selected from the group consisting of N, O, P and S-(O)₀₋₂ and wherein R₁ does not contain an epoxide group.



PCTWORLD INTELLECTUAL PROPERTY ORGANIZATION
International Bureau

INTERNATIONAL APPLICATION PUBLISHED UNDER THE PATENT COOPERATION TREATY (PCT)

(51) International Patent Classification ⁶ : C07H 19/167, A61K 31/70	A3	(11) International Publication Number: WO 98/08855 (43) International Publication Date: 5 March 1998 (05.03.98)
(21) International Application Number: PCT/US97/14724 (22) International Filing Date: 20 August 1997 (20.08.97) (30) Priority Data: 08/702,234 27 August 1996 (27.08.96) US (71) Applicant (for all designated States except US): CV THERAPEUTICS, INC. [US/US]; 3172 Porter Drive, Palo Alto, CA 94304 (US). (72) Inventors; and (75) Inventors/Applicants (for US only): LUM, Robert, T. [US/US]; 781 Barron Avenue, Palo Alto, CA 94306 (US). PFISTER, Jurg, R. [US/US]; 1500 Oak Steet, Los Altos, CA 94024 (US). SCHOW, Steven, R. [US/US]; 204 Mendocino Way, Redwood City, CA 94065 (US). WICK, Michael, M. [US/US]; 16 Beresford Road, Chestnut Hill, MA 02146 (US). NELSON, Marek, G. [US/US]; 2690 Park Way, Sunol, CA 95051 (US). SCHREINER, George, F. [US/US]; 12774 Leander Drive, Los Altos Hills, CA 94022 (US). (74) Agent: HUGHES, A., Blair; MCDonnell, Boehnen, Hulbert & Berghoff, 300 South Wacker Drive, Chicago, IL 60606 (US).		(81) Designated States: AL, AM, AT, AU, AZ, BA, BB, BG, BR, BY, CA, CH, CN, CU, CZ, DE, DK, EE, ES, FI, GB, GE, HU, IL, IS, JP, KE, KG, KP, KR, KZ, LC, LK, LR, LS, LT, LU, LV, MD, MG, MK, MN, MW, MX, NO, NZ, PL, PT, RO, RU, SD, SE, SG, SI, SK, TJ, TM, TR, TT, UA, UG, US, UZ, VN, ARIPO patent (GH, KE, LS, MW, SD, SZ, UG, ZW), Eurasian patent (AM, AZ, BY, KG, KZ, MD, RU, TJ, TM), European patent (AT, BE, CH, DE, DK, ES, FI, FR, GB, GR, IE, IT, LU, MC, NL, PT, SE), OAPI patent (BF, BJ, CF, CG, CI, CM, GA, GN, ML, MR, NE, SN, TD, TG). Published <i>With international search report.</i> <i>Before the expiration of the time limit for amending the claims and to be republished in the event of the receipt of amendments.</i> (88) Date of publication of the international search report: 3 September 1998 (03.09.98)
(54) Title: N ⁶ HETEROCYCLIC SUBSTITUTED ADENOSINE DERIVATIVES (57) Abstract <p>A substituted N⁶-oxa, thia, thioxa and azacycloalkyl substituted adenosine derivative of formula (I) and a method for using the composition as an A₁ heart adenosine receptor. In said formula, R₁ is a monocyclic or polycyclic heterocyclic group containing from 3 to 15 atoms, at least one of which is selected from the group consisting of N, O, P and S-(O)₀₋₂ and wherein R₁ does not contain an epoxide group.</p> <div style="text-align: right;">  <p>(I)</p> </div>		

WO 98/08855

PCT/US97/14724

5 **TITLE: N⁶ HETEROCYCLIC SUBSTITUTED
 ADENOSINE DERIVATIVES**

BACKGROUND OF THE INVENTION

Field of Invention

10 This invention encompasses optimally substituted N⁶-oxa, thia, thioxa and azacycloalkyl substituted adenosine derivatives that are selective adenosine type 1 receptor agonists, and as such, are potentially useful agents for the treatment cardiovascular diseases and central nervous system disorders.

15 **Description of the Art**

There are two subtypes of adenosine receptors in the heart: A₁ and A₂. Each subtype effects different physiological functions. Stimulation of the A₁ adenosine receptor induces two distinct physiological responses. The first is the inhibition of the stimulatory effects of catecholamine. This effect is mediated via the inhibition of cyclic AMP synthesis. The
20 second effect mediated by A₁ receptors is the slowing of the heart rate and impulse propagation through the AV node. The effect is independent of cAMP metabolism and is associated with A₁ adenosine receptor activation of the inwardly rectifying K⁺ channel. This effect is unique to the A₁ receptor; there is no role for the A₂ receptor in modulating the function of this channel. Stimulation of the adenosine A₁ receptor accordingly shortens the
25 duration and decreases the amplitude of the action potential of AV nodal cells and subsequently prolongs the refractory period of the cells. The consequence of these effects


WO 98/08855

PCT/US97/14724

is to limit the number of impulses conducted from the atria to the ventricles. This forms the basis of the clinical utility of A₁ receptor agonists for the treatment of supraventricular tachycardias, including atrial fibrillation, atrial flutter, and AV nodal re-entrant tachycardia.

5 The clinical utility of A₁ agonists therefore would be in the treatment of acute and chronic disorders of heart rhythm, especially those diseases characterized by rapid heart rate where the rate is driven by abnormalities in the atria. The disorders include but are not limited to atrial fibrillation, supra ventricular tachycardia and atrial flutter. Exposure to A₁ agonists causes a reduction in the heart rate and a regularization of the abnormal rhythm
10 thereby restoring improved hemodynamic blood flow.

A₁ agonists, through their ability to inhibit the catecholamine induced increase in cAMP, should have beneficial effects in the failing heart where increased sympathetic tone causing enhanced cAMP has been associated with increased likelihood of ventricular arrhythmias and sudden death.



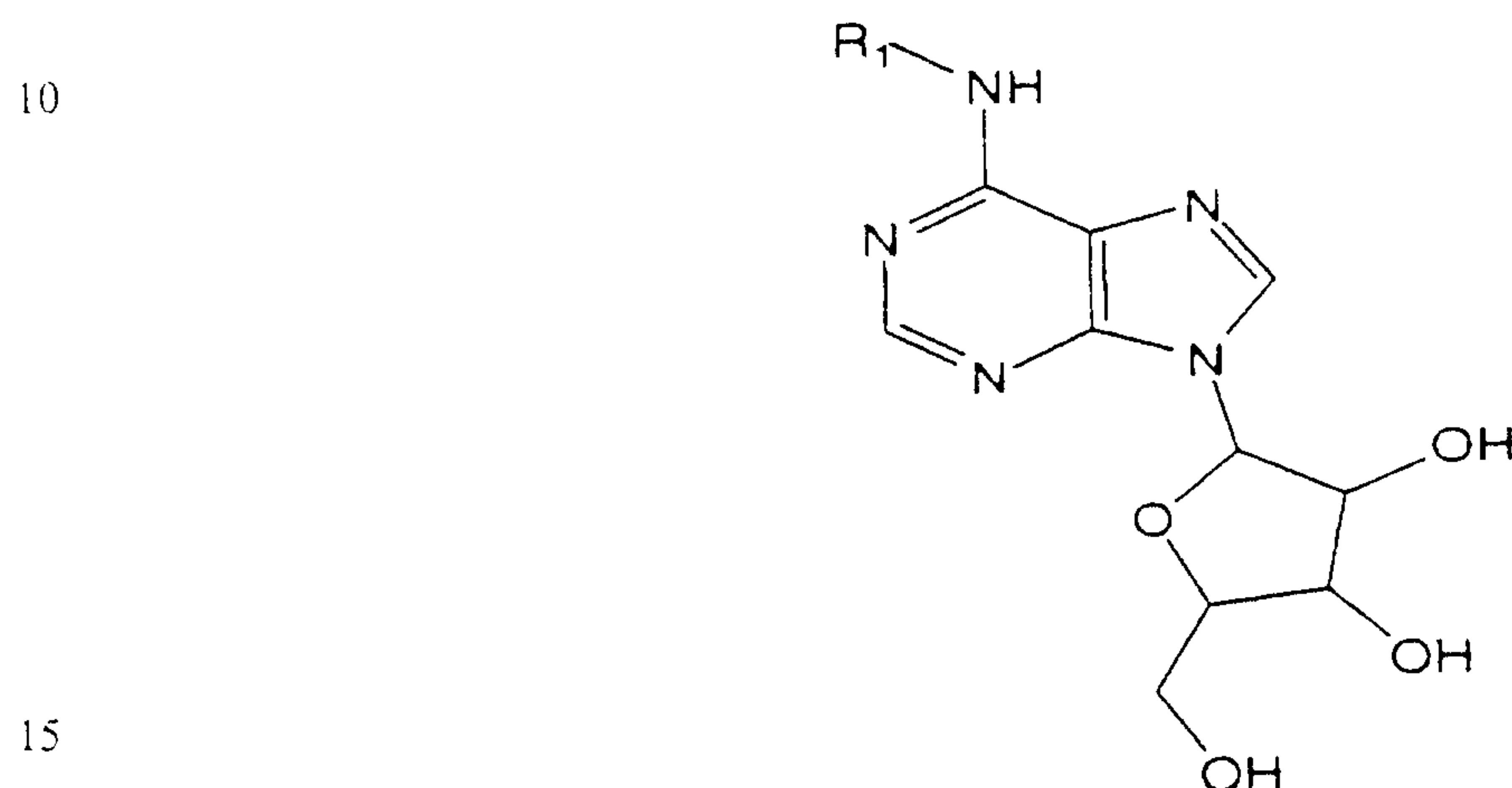
SUMMARY OF THE INVENTION

An object of this invention is novel heterocyclic substituted adenosine derivatives.

Another object of this invention is novel heterocyclic substituted adenosine derivatives that are useful as A₁ receptor agonists.

5 Still another object of this invention is novel heterocyclic substituted adenosine derivatives that are useful for treating supraventricular tachycardias, including atrial fibrillation, atrial flutter, and AV nodal re-entrant tachycardia.

In one embodiment, this invention is a composition of matter having the formula:



wherein R₁ is a monocyclic or polycyclic heterocyclic group containing from 3 to 15 atoms, at least one of which is N, O, S, P and wherein R₁ may be mono or polysubstituted with one or more compounds selected from the group consisting of halogen, oxo, hydroxyl, lower alkyl, substituted lower alkyl, alkoxy, aryl, acyl, aryloxy, carboxyl, substituted aryl, heterocycle, heteroaryl, substituted heteroaryl, cycloalkyl, substituted cycloalkyl, nitro, cyano and mixtures thereof wherein R₁ does not contain an epoxide group.

20

In another embodiment, this invention is a method for stimulating coronary activity in a mammal experiencing a cardiac electrical disorder that can be treated by stimulating an A₁

WO 98/08855**PCT/US97/14724**

heart adenosine receptor by administering a therapeutically effective amount of the composition disclosed above to the mammal.

In still another embodiment, this invention is a pharmaceutical composition of matter comprising the composition of this invention and one or more pharmaceutical excipients.

WO 98/08855

PCT/US97/14724

DESCRIPTION OF THE FIGURES

Figure 1 is a plot of the effect of the concentration compound II of Example 2 on atrial AV nodal conductance for the A₁ adenosine receptor (-•-) and for the A₂ adenosine receptor (-○-).

5 Figure 2 is a plot of the effect of the concentration of compound I of Example 2 on atrial AV nodal conductance and specifically on the response of the A₁ adenosine receptor (-•-) and on the response of the A₂ adenosine receptor (-○-).

WO 98/08855

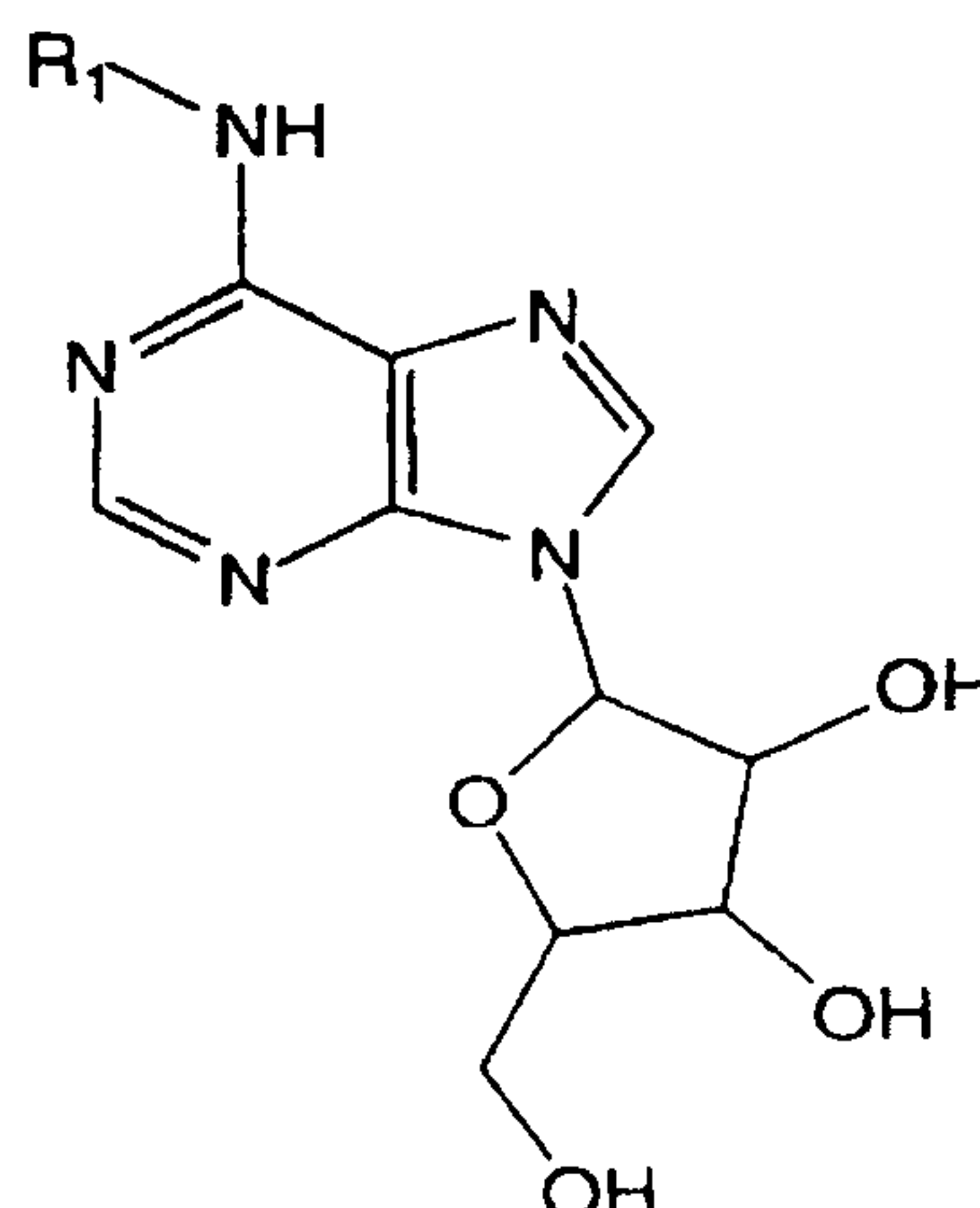
PCT/US97/14724

DESCRIPTION OF THE CURRENT EMBODIMENT

This invention comprises adenosine derivatives which are selective adenosine type 1 receptor agonists. The compositions are optimally substituted as described below.

5

10



where:

R_1 is a cycloalkyl group, containing 3 to 15 atoms either monocyclic or polycyclic heterocyclic groups, at least one of which is a heteroatom selected from the group consisting of N, O, P, and S-(O)₀₋₂. R_1 , in turn, may optionally be mono or polysubstituted with halogen, oxo, hydroxyl, lower alkyl, substituted lower alkyl, alkoxy, aryl, acyl, aryloxy, carboxyl, substituted aryl, heterocycle, heteroaryl, substituted heteroaryl, cycloalkyl, substituted cycloalkyl, nitro, and cyano. However, R_1 cannot contain an epoxy group.

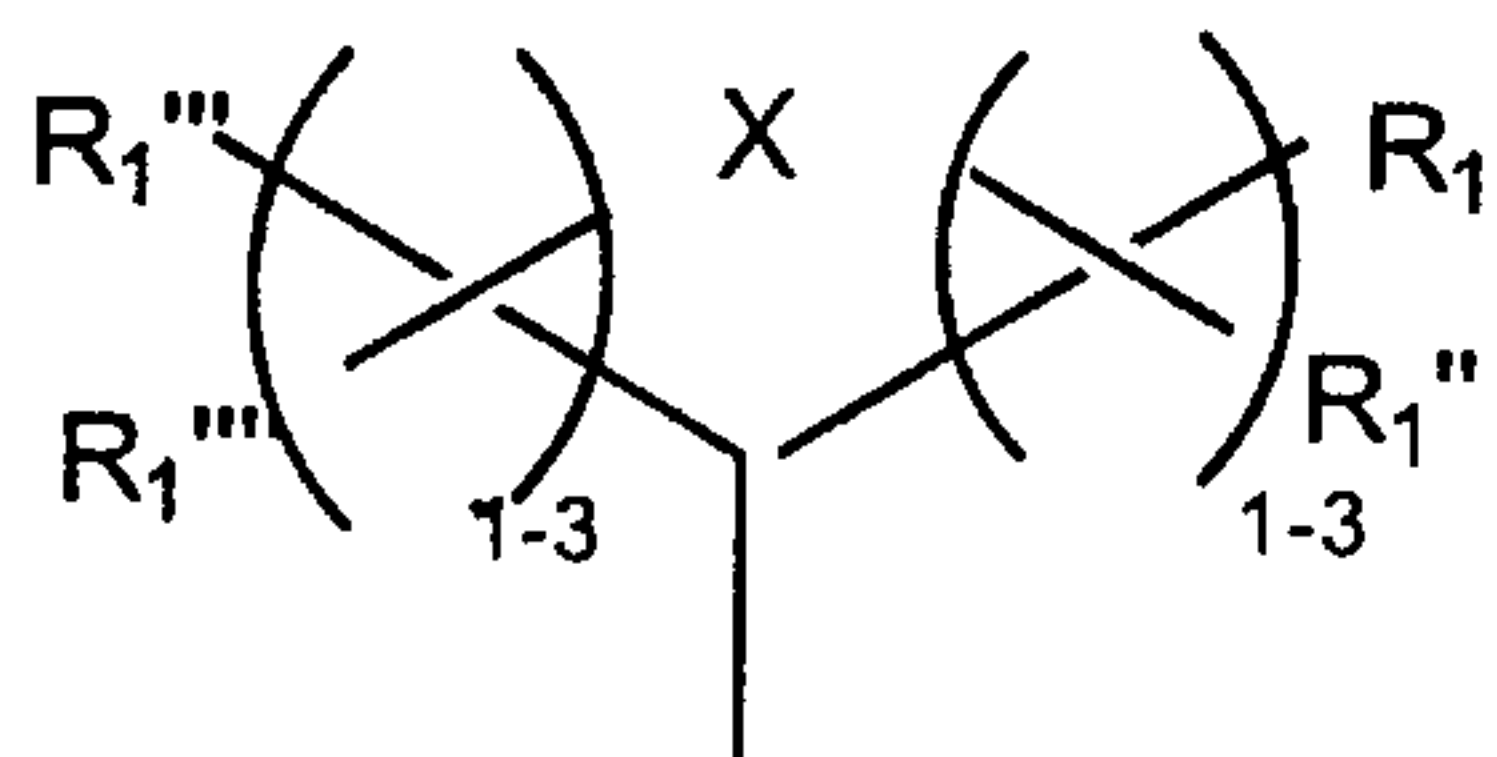
R_1 is preferably a monocyclic, bicyclic, or tricyclic group containing from 3 to 15 atoms, at least one of which is selected from the group consisting of O or S-(O)₀₋₂ wherein R_1 may be mono or polysubstituted with one or more compounds selected from the group consisting of halogen, hydroxyl, lower alkyl, substituted lower alkyl, alkoxy, aryl, acyl, aryloxy, carboxyl, substituted aryl, heterocycle, heteroaryl, substituted heteroaryl, cycloalkyl,

WO 98/08855

PCT/US97/14724

substituted cycloalkyl, nitro, cyano and mixtures thereof.

In a more preferred embodiment, R_1 is:



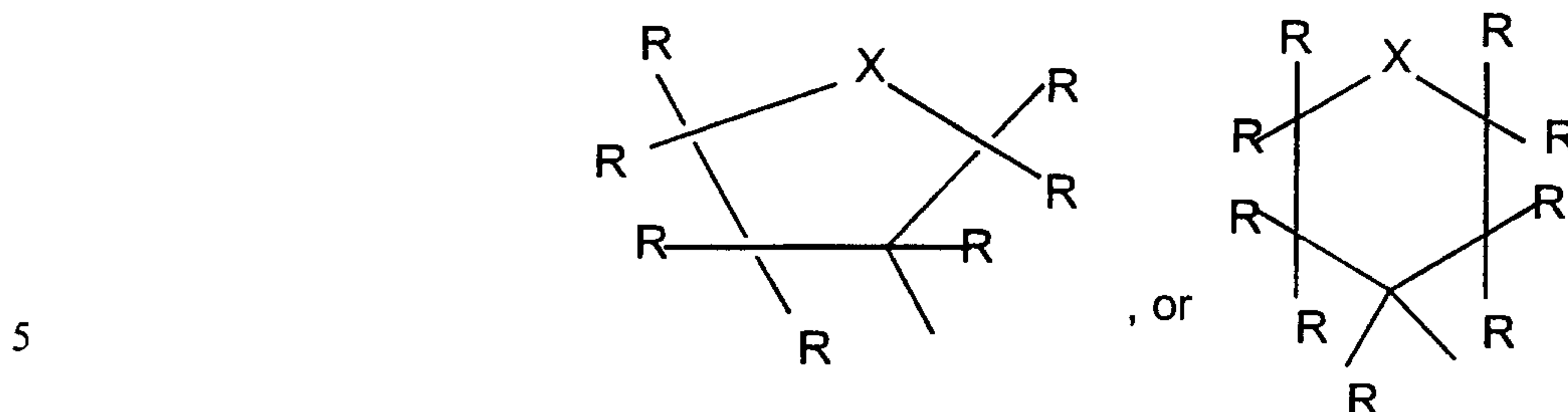
5

wherein R_1' , R_1'' , R_1''' , and R_1'''' are individually selected from the group halogen, oxo, hydroxyl, lower alkyl, substituted lower alkyl, alkoxy, aryl, acyl, aryloxy, carboxyl, substituted aryl, heterocycle, heteroaryl, substituted heteroaryl, cycloalkyl, substituted
 10 cycloalkyl, nitro, cyano and mixtures thereof and X is O, or S $(-O)_{0-2}$. Preferably, R_1' , R_1'' , R_1''' , and R_1'''' are individually selected from the group H, lower alkyl, substituted lower alkyl, alkoxy, aryl, and substituted aryl. By "individually selected" it is meant that R_1' , R_1'' , R_1''' , and R_1'''' may each be a different component, each may be the same component, e.g., hydrogen, or some of the components may be the same and some different. It is most
 15 preferred that when R_1 is the composition set forth above, that R_1' , R_1'' , R_1''' , and R_1'''' are individually selected from the group H, lower alkyl, and substituted lower alkyl. R_1''' and R_1'''' may also be a single oxygen atom.

WO 98/08855

PCT/US97/14724

In an alternative embodiment, R_1 is selected from the group consisting of:



wherein each R may individually selected from the group consisting of H, lower alkyl, and substituted

lower alkyl and wherein X is O, or S $(-O)_{0-2}$. In a most preferred embodiment, R_1 is selected
 10 from the group consisting of 3-tetrahydrofuranyl, 3-tetrahydrothiofuranyl, 4-pyranyl and 4-thiopyranyl.

The following definitions apply to terms as used herein.

The term "halogen" refers to fluorine, bromine, chlorine, and iodine atoms.

The term "oxo" refers to $=O$.

15 The term "hydroxyl" refers to the group $-OH$.

The term "lower alkyl" refers to a cyclic, branched or straight chain, alkyl group of one to ten carbon atoms. This term is further exemplified by such groups as methyl, ethyl, n-propyl, i-propyl, n-butyl, t-butyl, i-butyl (or 2-methylpropyl), cyclopropylmethyl, i-amyl, n-amyl, hexyl and the like.

20 The term "substituted lower alkyl" refers to lower alkyl as just described including one or more groups such as hydroxyl, thiol, alkylthiol, halogen, alkoxy, amino, amido, carboxyl, cycloalkyl, substituted cycloalkyl, heterocycle, cycloheteroalkyl, substituted cycloheteroalkyl, acyl, carboxyl, aryl, substituted aryl, aryloxy, hetaryl, substituted hetaryl, aralkyl, heteroaralkyl, alkyl alkenyl, alkyl alkynyl, alkyl cycloalkyl, alkyl cycloheteroalkyl,

WO 98/08855

PCT/US97/14724

and cyano. These groups may be attached to any carbon atom of the lower alkyl moiety.

The term "alkoxy" refers to the group -OR, where R is lower alkyl, substituted lower alkyl, acyl, aryl, substituted aryl, aralkyl, substituted aralkyl, heteroalkyl, heteroarylalkyl, cycloalkyl, substituted cycloalkyl, cycloheteroalkyl, or substituted cycloheteroalkyl as
5 defined below.

The term "acyl" denotes groups -C(O)R, where R is hydrogen, lower alkyl substituted lower alkyl, aryl, substituted aryl, amino, and the like as defined below.

The term "aryloxy" denotes groups -OAr, where Ar is an aryl, substituted aryl, heteroaryl, or substituted heteroaryl group as defined below.

10 The term "amino" refers to the group $\text{NR}_2\text{R}_2'$, where R_2 and R_2' may independently be hydrogen, lower alkyl, substituted lower alkyl, aryl, substituted aryl, hetaryl, or substituted hetaryl as defined herein.

The term "carboxyl" denotes the group -C(O)OR, where R may independently be hydrogen, lower alkyl, substituted lower alkyl, aryl, substituted aryl, hetaryl, substituted
15 hetaryl and the like as defined herein.

The term "aryl" or "Ar" refers to an aromatic carbocyclic group having at least one aromatic ring (e.g., phenyl or biphenyl) or multiple condensed rings in which at least one ring is aromatic, (e.g., 1,2,3,4-tetrahydronaphthyl, naphthyl, anthryl, or phenanthryl).

The term "substituted aryl" refers to aryl optionally substituted with one or more
20 functional groups, e.g., halogen, lower alkyl, lower alkoxy, lower alkylthio, trifluoromethyl, amino, amido, carboxyl, hydroxyl, aryl, aryloxy, heterocycle, hetaryl, substituted hetaryl, nitro, cyano, alkylthio, thiol sulfamido and the like.

The term "heterocycle" refers to a saturated, unsaturated, or aromatic carbocyclic group having a single ring (e.g., morpholino, pyridyl or furyl) or multiple condensed rings

(e.g., naphthpyridyl, quinoxalyl, quinoliny, indoliziny, or benzo[b]thienyl) and having at least one hetero atom, such as N, O or S, within the ring, which can optionally be unsubstituted or substituted with, e.g., halogen, lower alkyl, lower alkoxy, lower alkylthio, trifluoromethyl, amino, amido, carboxyl, hydroxyl, aryl, aryloxy, heterocycle, hetaryl, substituted hetaryl, nitro, cyano, alkylthio, thiol, sulfamido and the like.

The term "heteroaryl" or "hetar" refers to a heterocycle in which at least one heterocyclic ring is aromatic.

The term "substituted heteroaryl" refers to a heterocycle optionally mono or poly substituted with one or more functional groups, e.g., halogen, lower alkyl, lower alkoxy, lower alkylthio, trifluoromethyl, amino, amido, carboxyl, hydroxyl, aryl, aryloxy, heterocycle, hetaryl, substituted hetaryl, nitro, cyano, alkylthio, thiol, sulfamido and the like.

The term "cycloalkyl" refers to a divalent cyclic or polycyclic alkyl group containing 3 to 15 carbon atoms.

The term "substituted cycloalkyl" refers to a cycloalkyl group comprising one or more substituents with, e.g., halogen, lower alkyl, substituted lower alkyl, alkoxy, alkylthio, aryl, aryloxy, heterocycle, hetaryl, substituted hetaryl, nitro, cyano, alkylthio, thiol, sulfamido and the like.

The compositions of this invention are useful as A₁ receptor agonists for the treatment of cardiac electrical disorders such as supraventricular tachycardias, including atrial fibrillation, atrial flutter, and AV nodal re-entrant tachycardia. The compositions may be administered orally, intravenously, through the epidermis or by any other means known in the art for administering a therapeutic agents.

The method of treatment comprises the administration of an effective quantity of the

chosen compound, preferably dispersed in a pharmaceutical carrier. Dosage units of the active ingredient are generally selected from the range of 0.01 to 100 mg/kg, but will be readily determined by one skilled in the art depending upon the route of administration, age and condition of the patient. These dosage units may be administered one to ten times daily for acute or chronic disorders. No unacceptable toxicological effects are expected when compounds of the invention are administered in accordance with the present invention.

If the final compound of this invention contains a basic group, an acid addition salt may be prepared. Acid addition salts of the compounds are prepared in a standard manner in a suitable solvent from the parent compound and an excess of acid, such as hydrochloric, hydrobromic, sulfuric, phosphoric, acetic, maleic, succinic, or methane sulfonic. The hydrochloric salt form is especially useful. If the final compound contains an acidic group, cationic salts may be prepared. Typically the parent compound is treated with an excess of an alkaline reagent, such as hydroxide, carbonate or alkoxide, containing the appropriate cation. Cations such as Na^+ , K^+ , Ca^{+2} and NH_4^+ are examples of cations present in pharmaceutically acceptable salts. Certain of the compounds form inner salts or Zwitterions which may also be acceptable.

Pharmaceutical compositions including the compounds of this invention, and/or derivatives thereof, may be formulated as solutions or lyophilized powders for parenteral administration. Powders may be reconstituted by addition of a suitable diluent or other pharmaceutically acceptable carrier prior to use. If used in liquid form the compositions of this invention are preferably incorporated into a buffered, isotonic, aqueous solution. Examples of suitable diluents are normal isotonic saline solution, standard 5% dextrose in water and buffered sodium or ammonium acetate solution. Such liquid formulations are suitable for parenteral administration, but may also be used for oral administration. It may

WO 98/08855

PCT/US97/14724

be desirable to add excipients such as polyvinylpyrrolidinone, gelatin, hydroxy cellulose, acacia, polyethylene glycol, mannitol, sodium chloride, sodium citrate or any other excipient known to one of skill in the art to pharmaceutical compositions including compounds of this invention. Alternatively, the pharmaceutical compounds may be

5 encapsulated, tableted or prepared in an emulsion or syrup for oral administration. Pharmaceutically acceptable solid or liquid carriers may be added to enhance or stabilize the composition, or to facilitate preparation of the composition. Liquid carriers include syrup, peanut oil, olive oil, glycerin, saline, alcohols and water. Solid carriers include starch, lactose, calcium sulfate, dihydrate, teffa alba, magnesium stearate or stearic acid, talc, pectin,

10 acacia, agar or gelatin. The carrier may also include a sustained release material such as glycerol monostearate or glycerol distearate, alone or with a wax. The amount of solid carrier varies but, preferably, will be between about 20 mg to about 1 gram per dosage unit. The pharmaceutical dosages are made using conventional techniques such as milling, mixing, granulation, and compressing, when necessary, for tablet forms; or milling, mixing

15 and filling for hard gelatin capsule forms. When a liquid carrier is used, the preparation will be in the form of a syrup, elixir, emulsion or an aqueous or non-aqueous suspension. Such a liquid formulation may be administered directly or filled into a soft gelatin capsule.

The Examples which follow serve to illustrate this invention. The Examples are

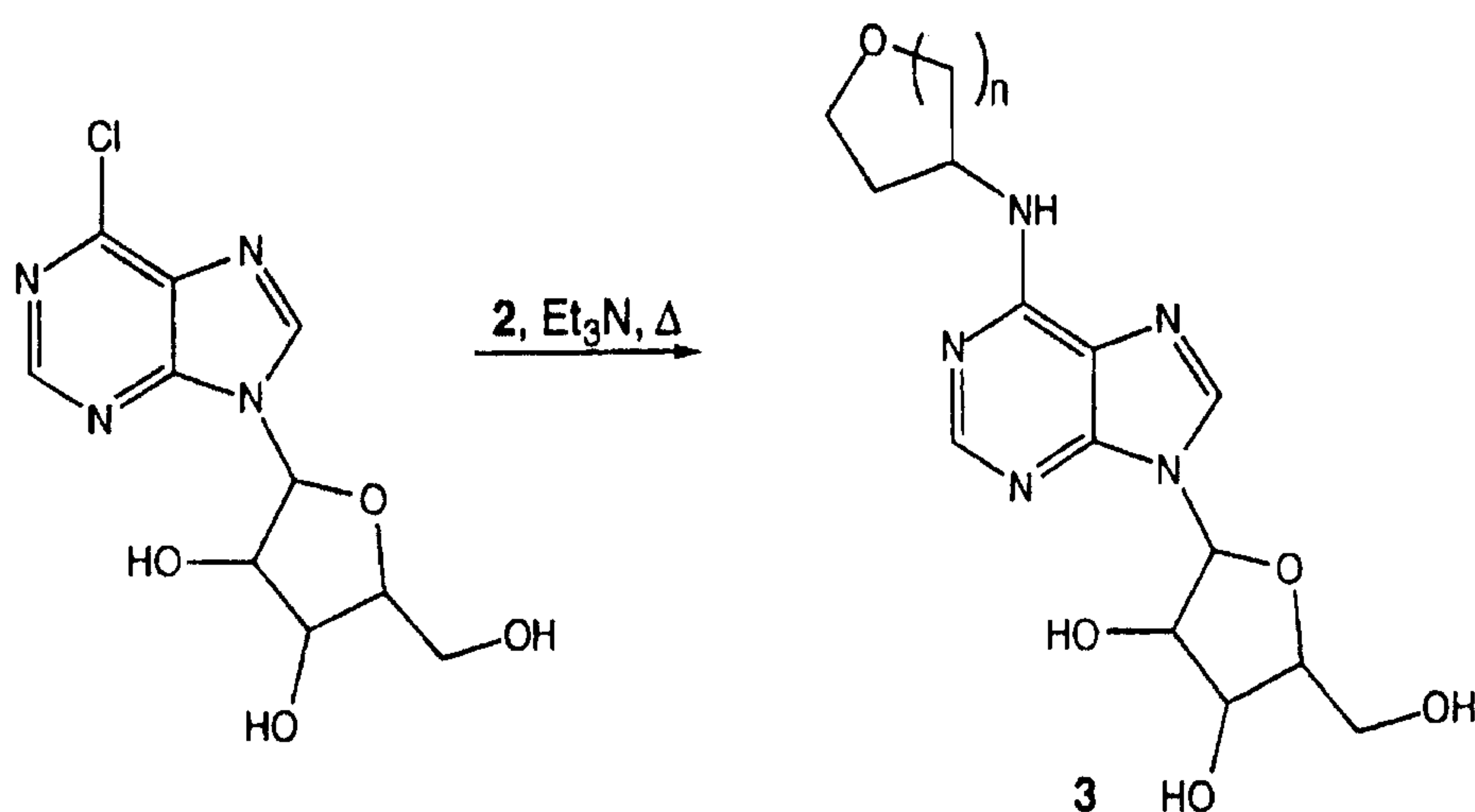
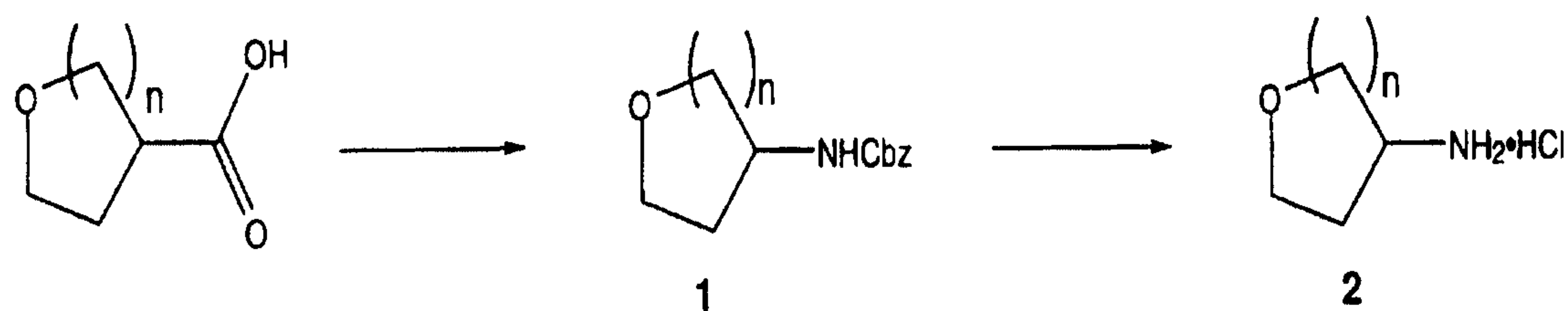
20 intended to in no way limit the scope of this invention, but are provided to show how to make and use the compounds of this invention. In the Examples, all temperatures are in degrees Centigrade.

WO 98/08855

PCT/US97/14724

EXAMPLE 1

The compounds of this invention may be prepared by conventional methods of organic chemistry. The reaction sequence outlined below, is a general method, useful for the preparation of compounds of this invention.



5

10

According to this method, oxacycloalkyl carboxylic acid is heated in a mixture of

WO 98/08855

PCT/US97/14724

dioxane, diphenylphosphoryazide and triethylamine for 1 hour. To this mixture is added benzyl alcohol and the reaction is further heated over night to give intermediate compound 1. Compound 1 is dissolved in methanol. Next, concentrated HCl, Pd/C is added and the mixture is placed under hydrogen at 1 atm. The mixture is stirred overnight at room
5 temperature and filtered. The residue is recrystallized to give intermediate compound 2. 6-chloropurine riboside is combined and the mixture is compound 2 dissolved in methanol and treated with triethylamine. The reaction is heated to 80° C for 30 hours. Isolation and purification leads to Compound 3.

EXAMPLE 2

Compounds of this invention prepared according to the method of Example 1 were tested in two functional models specific for adenosine A₁ receptor agonist function. The first was the A₁ receptor mediated inhibition of isoproterenol stimulated cAMP accumulation in DDT cells. The EC₅₀ of each derivative is shown in Table I. Also shown in Table I is the ability of each derivative to stimulate cAMP production in PC12 cells, a function of agonist stimulation of adenosine A₂ receptors. The ratio of the relative potency of each compound in stimulating either an A₁ receptor or an A₂ receptor effect is termed the selectivity of each compound for the A₁ receptor. As can be seen in Table I, each derivative is relatively selective as an A₁ receptor agonist. The use of measuring cAMP metabolism as an assay for adenosine A₁ receptor function has been previously described (Scammells, P., Baker, S., Belardinelli, L., and Olsson, R., 1994, Substituted 1,3-dipropylxanthines as irreversible antagonists of A₁ adenosine receptors. J. Med. Chem 37: 2794-2712, 1994).

Table I

Compound	R	EC ₅₀ (nM) DDT cells	EC ₅₀ (nM) PC12 cells	A ₁ /A ₂	A ₂ /A ₁
I	4-aminopyran	12	970	0.012	80.0
II	(±)-3-aminotetrahydrofuran	13	1400	0.0093	107.6
III	(R)-3-aminotetrahydrofuran	1.08	448	0.0024	414
IV	(1)-caprolactam	161	181	0.889	1.12
V	(S)-3-aminotetrahydrofuran	3.40	7680	0.00044	2258

Compounds were also tested in a whole organ model of A₁ receptor activation with respect to atrial and AV nodal function. In this model, guinea pig hearts are isolated and perfused with saline containing compound while atrial rate and AV nodal conduction time are assessed by electrographic measurement of atrial cycle length and AV intervals, as detailed in Belardinelli, L, Lu, J. Dennis, D. Martens, J, and Shryock J. (1994); The cardiac

WO 98/08855

PCT/US97/14724

effects of a novel A₁-adenosine receptor agonist in guinea pig isolated heart. J. Pharm. Exp. Therap. 271:1371-1382 (1994). As shown in Figure 1, each derivative was effective in slowing the atrial rate and prolonging the AV nodal conduction time of spontaneously beating hearts in a concentration-dependent manner. demonstrating efficacy as

5 adenosine A₁ receptor agonists in the intact heart.

WO 98/08855

PCT/US97/14724

EXAMPLE 3

Preparation of N-benzyloxycarbonyl-4-aminopyran.

A mixture of 4-pyranylcarboxylic acid (2.28 gm, 20 mmol), diphenylphosphorylazide (4.31 ml, 20 mmol), triethylamine (2.78 ml, 20 mmol) in dioxane
5 (40 ml) was heated in a 100° C oil bath under dry nitrogen for 1 hour. Benzyl alcohol (2.7 ml, 26 mmol) was added, and heating was continued at 100° C for 22 hours. The mixture was cooled, filtered from a white precipitate and concentrated. The residue was dissolved in 2N HCl and extracted twice with EtOAc. The extracts were washed with water, sodium bicarbonate, brine and then dried over MgSO₄, and concentrated to an oil which solidified
10 upon standing. The oil was chromatographed (30% to 60% EtOAc/Hex) to give 1.85 g of a white solid (40%).

Preparation of 4-aminopyran.

N-benzyloxycarbonyl-4-aminopyran (1.85 gm, 7.87 mmol) was dissolved in MeOH (50 ml) along with conc. HCl and Pd-C (10%, 300 mg). The vessel was charged
15 with hydrogen at 1 atm and the mixture was allowed to stir for 18 hours at room temperature. The mixture was filtered through a pad of celite and concentrated. The residue was co-evaporated twice with MeOH/EtOAc and recrystallized from MeOH/EtOAc to afford 980 mg (91 %) of white needles (mp 228-230° C).

Preparation of 6-(4-aminopyran)-purine riboside.

20 A mixture of 6-chloropurine riboside (0.318 gm, 1.1 mmol), 4-aminopyran-HCl (0.220 mg, 1.6 mmol) and triethylamine (0.385 ml, 2.5 mmol) in methanol (10 ml) was heated to 80° C for 30 hours. The mixture was cooled, concentrated and the residue chromatographed (90:10:1, CH₂Cl₂/MeOH/PrNH₂).

WO 98/08855**PCT/US97/14724**

The appropriate fractions were collected and rechromatographed using a chromatotron (2 mm plate, 90: 10: 1, CH₂ Cl₂/MeOH/PrNH₂) to give an off white foam (0.37 gm, 95%).

WO 98/08855

PCT/US97/14724

EXAMPLE 4

Preparation of N-benzyloxycarbonyl-3-aminotetrahydrofuran.

A mixture of 3-tetrahydrofuroic acid (3.5 gm, 30 mmol), diphenylphosphorylazide (6.82 ml, 32 mmol), triethylamine (5 ml, 36 mmol) in dioxane (35 ml) was stirred at RT for 20 min then heated in a 100° C oil bath under dry nitrogen for 2 hours. Benzyl alcohol (4.7 ml, 45 mmol) was added, and continued heating at 100° C for 22 hours. The mixture was cooled, filtered from a white precipitate and concentrated. The residue was dissolved in 2N HCl and extracted twice using EtOAc. The extracts were washed with water, sodium bicarbonate, brine dried over MgSO₄, and then concentrated to an oil which solidifies upon standing. The oil was chromatographed (30% to 60% EtOAc/Hex) to give 3.4 g of an oil (51 %).

Preparation of 3-aminotetrahydrofuran.

N-benzyloxycarbonyl-3-aminotetrahydrofuran (3.4 gm, 15 mmol) was dissolved in MeOH (50 ml) along with conc. HCl and Pd-C (10%, 300 mg). The vessel was charged with hydrogen at 1 atm and the mixture was allowed to stir for 18 hours at room temperature. The mixture was filtered through a pad of celite and concentrated. The residue was co-evaporated two times with MeOH/EtOAc and recrystallized from MeOH/EtOAc to give 1.9 g of a yellow solid.

Preparation of 6-(3-aminotetrahydrofuranyl)purine riboside.

A mixture of 6-chloropurine riboside (0.5 gm, 1.74 mmol), 3-aminotetrahydrofuran (0.325 gm, 2.6 mmol) and triethylamine (0.73 ml, 5.22 mmol) in methanol (10 ml) was heated to 80° C for 40 hours. The mixture was cooled, and concentrated. The residue was filtered through a short column of silica gel eluting with 90/10/1 (CH₂Cl₂/MeOH/PrNH₂), the fractions containing the product were combined and concentrated. The residue was

WO 98/08855**PCT/US97/14724**

chromatographed on the chromatotron (2 mm plate, 92.5/7.5/1, CH₂CL₂/MeOH/P₄NH₂). The resulting white solid was recrystallized from MeOH/EtOAc to give 0.27 gm of white crystals (mp 128-130° C).

EXAMPLE 5

Resolution of 3-aminotetrahydrofuran hydrochloride

A mixture of 3-aminotetrahydrofuran hydrochloride (0.5 gm, 4 mmol) and (S)-(+)-10-camphorsulfonyl chloride (1.1 gm, 4.4 mmol) in pyridine (10 ml) was stirred for 5 4 hours at room temperature and then concentrated. The residue was dissolved in EtOAc and washed with 0.5N HCl, sodium bicarbonate and brine. The organic layer was dried over MgSO_4 , filtered and concentrated to give 1.17 g of a brown oil (97%) which was chromatographed on silica gel (25% to 70% EtOAc/Hex). The white solid obtained was repeatedly recrystallized from acetone and the crystals and supernatant pooled until an 10 enhancement of greater than 90% by ^1H NMR was achieved.

Preparation of 3-(S)-aminotetrahydrofuran hydrochloride.

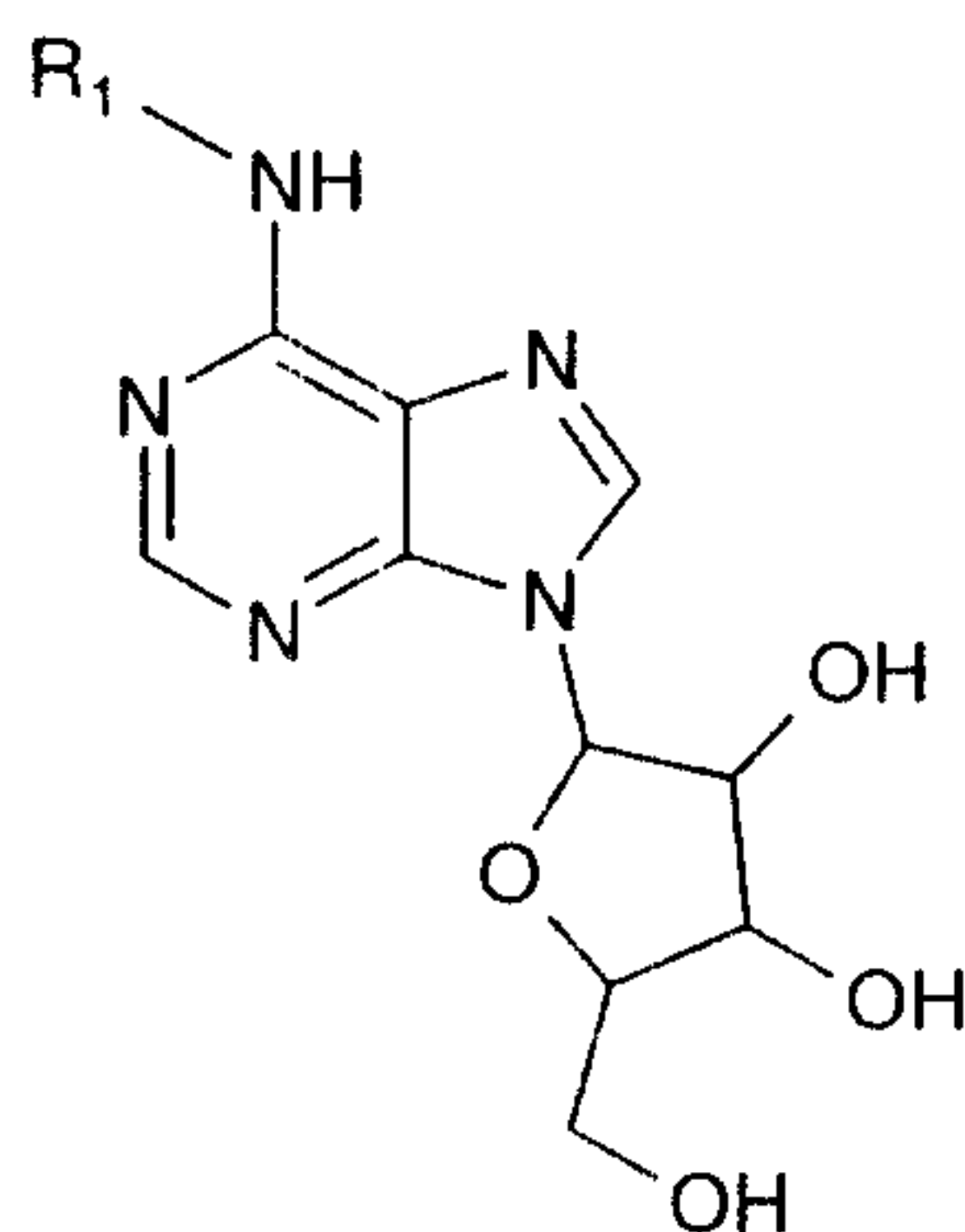
The sulfonamide (170 mg, 0.56 mmol) was dissolved in conc. HCl/AcOH (2 mL each), stirred for 20 hours at room temperature, washed three times with CH_2Cl_2 (10 ml) and concentrated to dryness to give 75 mg (quant.) of a white solid.

15 Preparation of 6-(3-(S)-aminotetrahydrofuranyl)purine riboside.

A mixture of 6-chloropurine riboside (30 mg, 0.10 mmol), 3-(S)-aminotetrahydrofuran hydrochloride (19 mg, 0.15 mmol) and triethylamine (45 μl , 0.32 mmol) in methanol (0.5 ml) was heated to 80°C for 18 hours. The mixture was cooled, concentrated and 20 chromatographed with 95/5 ($\text{CH}_2\text{Cl}_2/\text{MeOH}$) to give 8 mg (24%) of a white solid.

THE EMBODIMENTS OF THE INVENTION IN WHICH AN EXCLUSIVE PROPERTY OR PRIVILEGE IS CLAIMED ARE DEFINED AS FOLLOWS

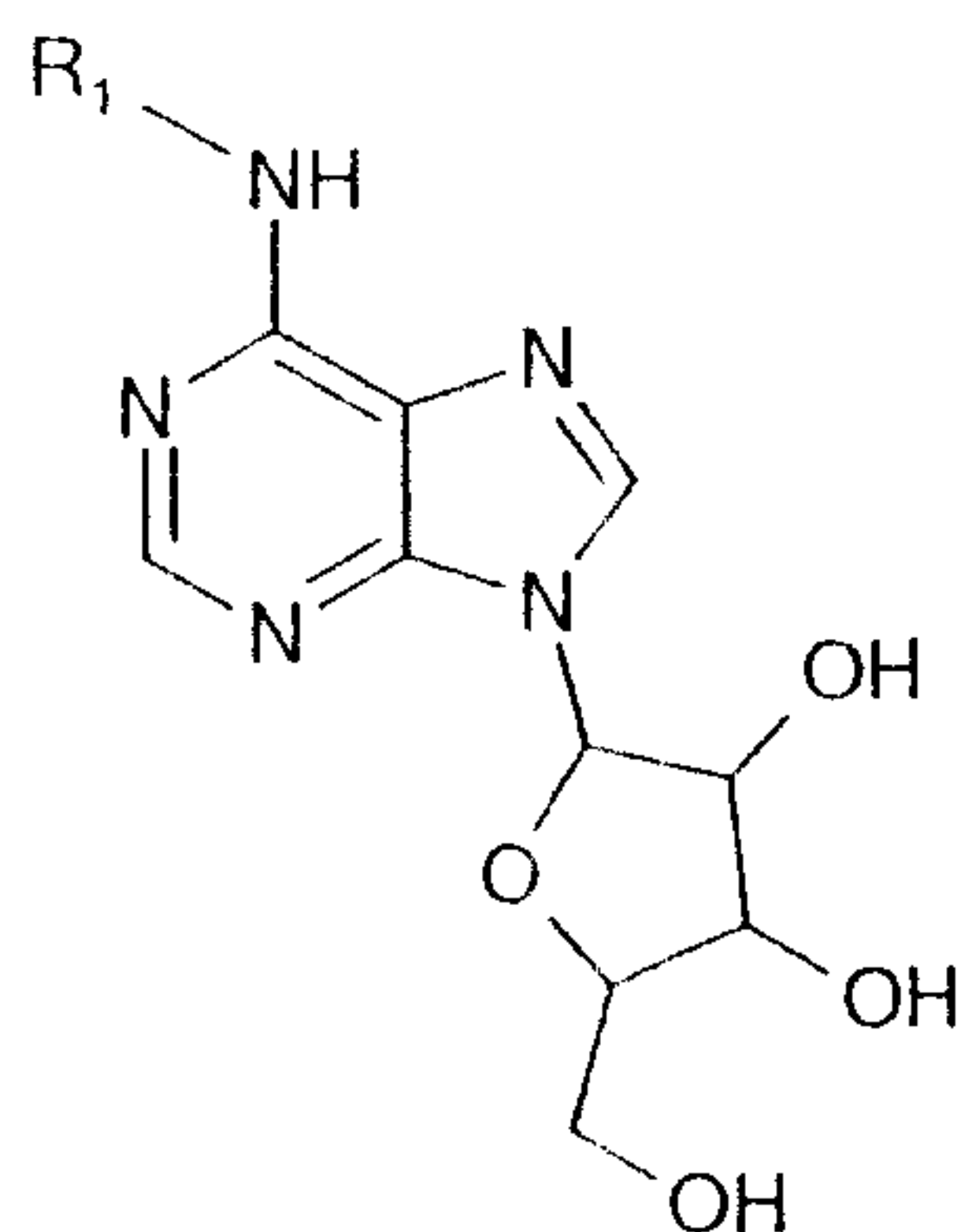
1. A compound having the formula:



wherein R_1 is an unsubstituted or substituted monocyclic heterocyclic group containing from 3 to 15 atoms, at least one of which is selected from the group of N, O, and $S(O)_{0-2}$,

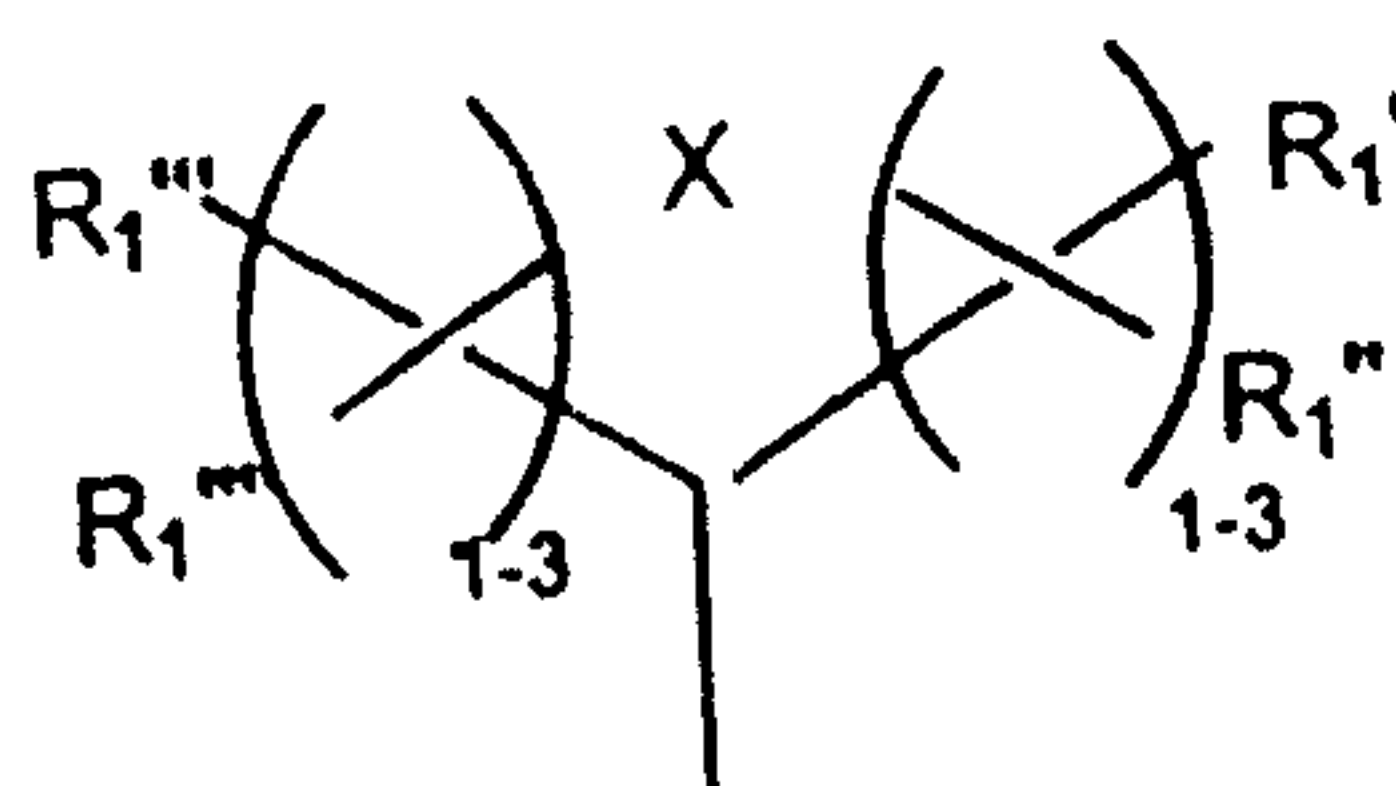
with the proviso that i) the monocyclic heterocyclic group is other than lactam or imide or epoxide and, ii) when the monocyclic heterocyclic group contains one or more N atoms, then the heterocyclic group is attached to -NH group through an atom other than N atom.

2. The compound according to claim 1 wherein R_1 is mono or polysubstituted with one or more substituents selected from the group of halogen, oxo, hydroxyl, lower alkyl, substituted lower alkyl, alkoxy, aryl, acyl, aryloxy, carboxyl, substituted aryl, heterocycle, heteroaryl, substituted heteroaryl, cycloalkyl, substituted cycloalkyl, nitro, cyano and mixtures thereof.
3. A compound having the formula:



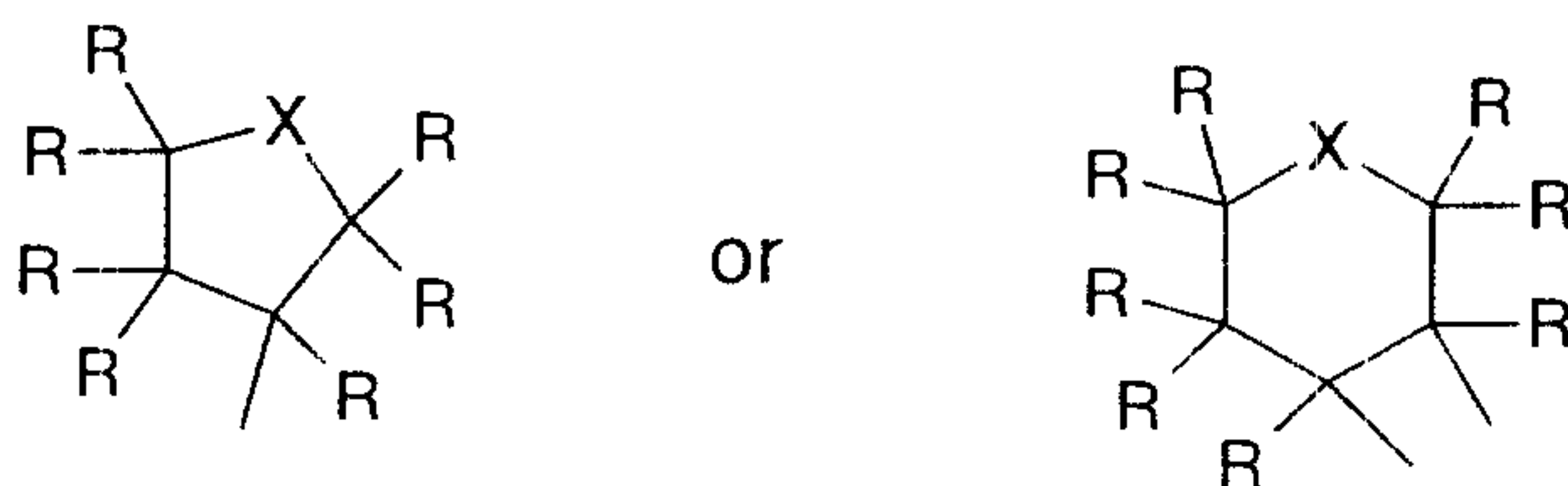
wherein R_1 is a monocyclic, bicyclic, or tricyclic group containing from 3 to 15 atoms, and wherein at least one of said atoms is a heteroatom selected from the group of O or S-(O)₀₋₂, with the proviso that when R_1 is monocyclic, said monocyclic group is other than epoxide.

4. The compound according to claim 3 wherein R_1 is mono or polysubstituted with one or more compounds selected from the group of halogen, oxo, hydroxyl, lower alkyl, substituted lower alkyl, alkoxy, aryl, acyl, aryloxy, carboxyl, substituted aryl, heterocycle, heteroaryl, substituted heteroaryl, cycloalkyl, substituted cycloalkyl, nitro, cyano and mixtures thereof.
5. The compound according to claim 3, wherein R_1 is:



Wherein R_1' , R_1'' , R_1''' , and R_1'''' are individually selected from the group of halogen, oxo, hydroxyl, lower alkyl, substituted lower alkyl, alkoxy, aryl, acyl, aryloxy, carboxyl, substituted aryl, heterocycle, heteroaryl, substituted heteroaryl, cycloalkyl, substituted cycloalkyl, nitro, cyano and mixtures thereof and X is O, or S(-O)₀₋₂.

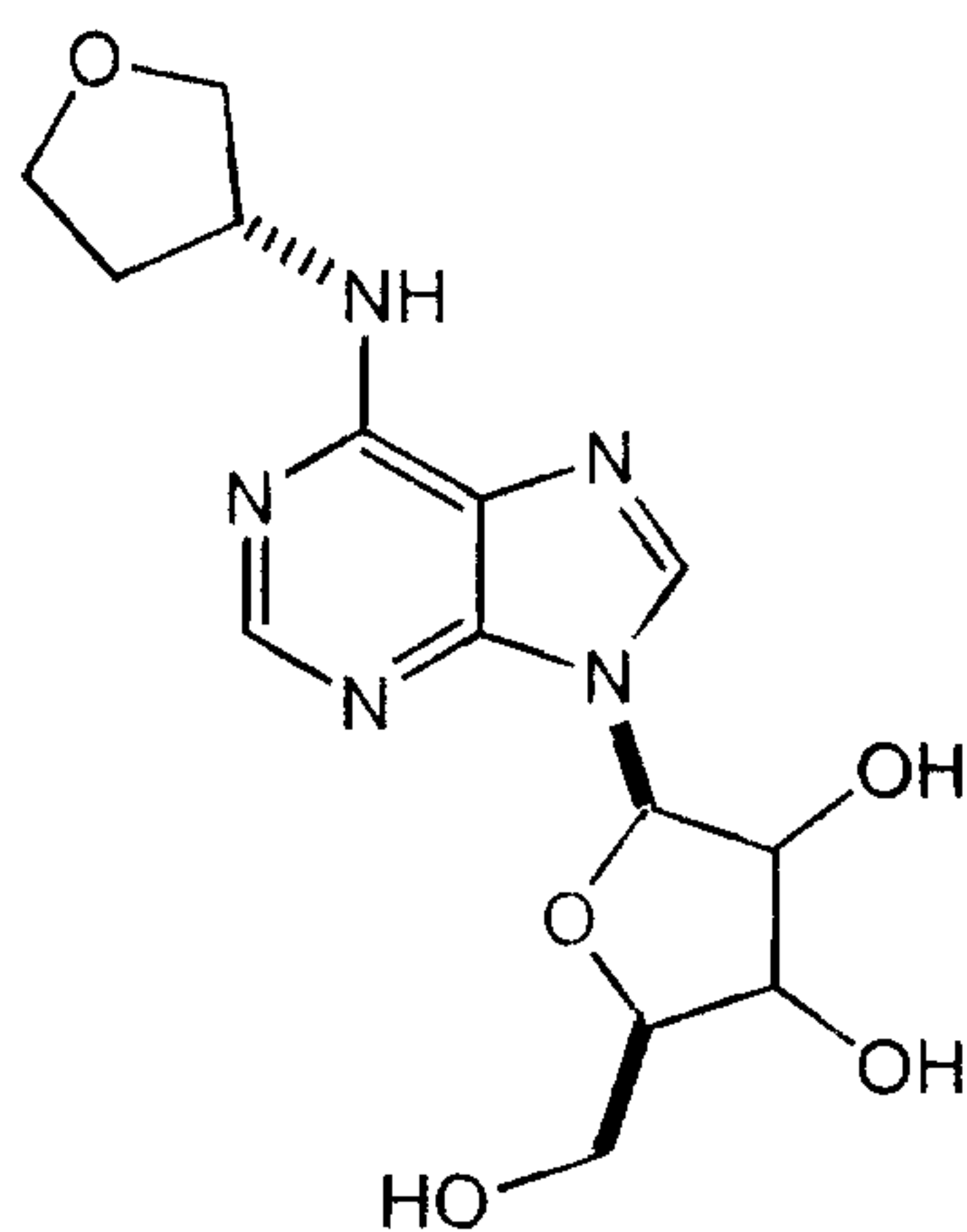
6. The compound according to claim 5 wherein R_1''' , and R_1'''' can be a single oxygen atom.
7. The compound according to claim 5 wherein R_1' , R_1'' , R_1''' , and R_1'''' are individually selected from the group H, lower alkyl, substituted lower alkyl, alkoxy, aryl and substituted aryl.
8. The compound according to claim 5 wherein R_1' , R_1'' , R_1''' , and R_1'''' are individually selected from the group H, lower alkyl, and substituted lower alkyl.
9. The compound according to claim 1 wherein R_1 is selected from the group consisting of:



wherein each R may be individually selected from the group consisting of H, lower alkyl and substituted lower alkyl and wherein X is O, or $S(-O)_{0-2}$.

10. The compound according to claim 1 wherein R_1 is selected from the group consisting of 3-tetrahydrofuranyl, 3-tetrahydrothiofuranyl, 4-pyranyl, and 4-thiopyranyl.
11. Use of a therapeutically effective amount of the compound according to claim 1, in the manufacture of a medicament.
12. Use of a therapeutically effective amount of the compound according to claim 1, for stimulating coronary activity in a mammal experiencing a coronary electrical disorder.
13. The use according to claim 12, wherein the therapeutically effective amount ranges from about 0.01 to about 100 mg/kg weight of the mammal.

14. The use according to claim 12, wherein the coronary electrical disorder selected from the group of supraventricular tachycardias, atrial fibrillation, atrial flutter, and AV nodal re-entrant tachycardia.
15. The use according to claim 14, wherein the mammal is a human.
16. A pharmaceutical composition comprising a therapeutically effective amount of the compound of claim 1, and one or more pharmaceutical excipients.
17. The pharmaceutical composition according to claim 16, wherein the pharmaceutical composition is in the form of a solution.
18. The pharmaceutical composition according to claim 16, wherein the pharmaceutical composition is in the form of a tablet.
19. A compound that is N-{3(R)-tetrahydrofuranyl}-6-amino-purine riboside having the following structural formula:



20. A compound that is N-{3(S)-tetrahydrofuranyl}-6-amino-purine riboside, also known as 6-(3-(S)-aminotetrahydrofuranyl)purine riboside.
21. A compound that is N-{3(\pm)-tetrahydrofuranyl}-6-amino-purine riboside, also known as (\pm)6-(3-aminotetrahydrofuranyl)purine riboside.
22. A compound that is N-(4-pyranyl)-6-amino-purine riboside.
23. A compound that is N-(1-caprolactamyl)-6-amino-purine riboside.

