

(19) World Intellectual Property Organization
International Bureau



(43) International Publication Date
18 July 2002 (18.07.2002)

PCT

(10) International Publication Number
WO 02/056614 A1

(51) International Patent Classification⁷: **H04Q 7/22**,
H04L 12/56

(21) International Application Number: PCT/EP01/15342

(22) International Filing Date:
27 December 2001 (27.12.2001)

(25) Filing Language: English

(26) Publication Language: English

(30) Priority Data:
0100789.7 11 January 2001 (11.01.2001) GB

(81) Designated States (*national*): AE, AG, AL, AM, AT, AU, AZ, BA, BB, BG, BR, BY, BZ, CA, CH, CN, CO, CR, CU, CZ, DE, DK, DM, DZ, EC, EE, ES, FI, GB, GD, GE, GH, GM, HR, HU, ID, IL, IN, IS, JP, KE, KG, KP, KR, KZ, LC, LK, LR, LS, LT, LU, LV, MA, MD, MG, MK, MN, MW, MX, MZ, NO, NZ, OM, PH, PL, PT, RO, RU, SD, SE, SG, SI, SK, SL, TJ, TM, TN, TR, TT, TZ, UA, UG, UZ, VN, YU, ZA, ZM, ZW.

(84) Designated States (*regional*): ARIPO patent (GH, GM, KE, LS, MW, MZ, SD, SL, SZ, TZ, UG, ZM, ZW), Eurasian patent (AM, AZ, BY, KG, KZ, MD, RU, TJ, TM), European patent (AT, BE, CH, CY, DE, DK, ES, FI, FR, GB, GR, IE, IT, LU, MC, NL, PT, SE, TR), OAPI patent (BF, BJ, CF, CG, CI, CM, GA, GN, GQ, GW, ML, MR, NE, SN, TD, TG).

Published:

- with international search report
- before the expiration of the time limit for amending the claims and to be republished in the event of receipt of amendments

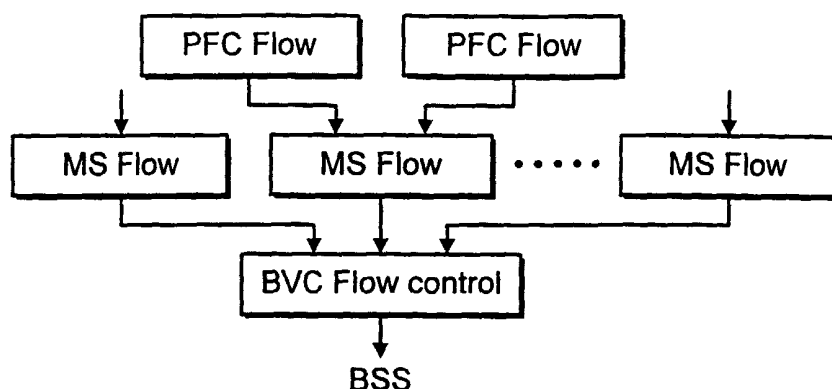
(71) Applicant: **TELEFONAKTIEBOLAGET L M ERICSSON (publ)** [SE/SE]; S-126 25 Stockholm (SE).

(72) Inventor: **ERIKSSON, Ann-Christine**; Mjölnerbacken 46, S-17448 Sundbyberg (SE).

(74) Agent: **VIGARS, Christopher, Ian**; Haseltine Lake & Co., Imperial House, 15-19 Kingsway, London, WC2B 6UD (GB).

For two-letter codes and other abbreviations, refer to the "Guidance Notes on Codes and Abbreviations" appearing at the beginning of each regular issue of the PCT Gazette.

(54) Title: DATA FLOW CONTROL IN A MOBILE COMMUNICATIONS SYSTEM



(57) Abstract: A method is disclosed for controlling data flow in a telecommunications network in which a base station communicates with a mobile station using a plurality of packet data flows, the packet data flows having respective data flow rates. The method comprises controlling data flow through the network by controlling the data flow rate of each packet data flow, an overall data flow rate to the mobile station and a data flow rate for each base station.

DATA FLOW CONTROL IN A MOBILE COMMUNICATIONS SYSTEM

The present invention relates to
telecommunications systems, and in particular to
5 digital mobile telephone systems.

Background of the Invention

In a GPRS (General Packet Radio System) network a
mobile station (MS) may have several packet data flows
10 running at the same time. Each flow is known as a
packet data protocol (PDP) context. Typically one PDP
context would be run per application type or per
destination. The packet data flows may have different
quality of service (QoS) levels and different
15 destination points. In data flows between the serving
GPRS support node (SGSN) and the base station system
(BSS), two or more PDP contexts may be grouped together
to form a packet flow context (PFC) if they are of
similar QoS. The similar QoS profiles for the PDP
20 contexts that form a PFC are grouped into an aggregate
QoS profile. In the BSS, the PFC is treated as one
flow and no knowledge of the individual PDP context is
available. If the MS has several PDP contexts with
different QoS, there will be several PFC's to the same
25 MS. For each packet data flow the QoS profile
specifies the priority, guaranteed bit rate, guaranteed
delay etc. The attributes in the QoS per PDP context
are used when scheduling the MS in the SGSN. In the
BSS the aggregate QoS for a PFC is used to schedule the
30 MS on the radio interface.

The data flow between the SGSN and the BSS is
controlled per BVC (BSSGP virtual connection
identifier) and per MS with a flow control mechanism.
The rate of the data flow through the BSS from the SGSN
35 is determined by the transmission rate on the radio

-2-

interface to each MS.

The current GSM standard gives possibilities to control the data flow between the SGSN and the BSS per BVCI and per MS. An MS may have data flows running for several PFC's at the same time. The sum of these data flows to one MS is controlled with the flow control mechanism.

However, when the data flow to the BSS is only controlled per MS and per BVCI, the BSS has no possibility to inform the SGSN to increase or decrease the rate of data flow per PFC. This causes congestion for mobile stations with data flows of different QoS. The reason for this is that the MS buffers in the BSS may be filled with data for flows with low priority or low guaranteed bit rate and delay. The BSS then notifies the SGSN to decrease or to stop the data flow for this MS. Thus the SGSN cannot send new data for this MS to the BSS even if the data has high priority or high demands on throughput and delay.

More information concerning the current solution can be found in 3GPP TS 08.18v.8.7.0.

Summary of the Present Invention

An object of the present invention is to introduce an extended and improved flow control mechanism, which is more flexible than the prior art flow control mechanisms in mobile communications systems having a packet data transmission capability.

Another object of the present invention is a flow control mechanism that provides support for the QoS requirements in mobile communications systems having a packet data transmission capability.

According to the present invention, the data flow is controlled per packet data flow defined by an aggregate QoS profile in addition to being controlled

per MS and per cell identity. The data flow may then be increased or decreased depending on the aggregate QoS of the packet data flows for a mobile station. An MS may have several packet data flows with respective aggregate QoS. For an MS, the data flow may be increased for a packet flow having an aggregate QoS with high priority or high requirements on throughput or delay. At the same time, the data flow may be decreased for a packet data flow having an aggregate QoS with low priority or low requirements on throughput and delay for the same MS.

It is emphasised that the term "comprises" or "comprising" is used in this specification to specify the presence of stated features, integers, steps or components, but does not preclude the addition of one or more further features, integers, steps or components, or groups thereof.

Brief Description of the Drawings

Figure 1 is a schematic drawing illustrating data flows in a GPRS mobile telephone network;
Figure 2 illustrates flow control buffers; and
Figure 3 illustrates flow control in a GPRS mobile telephone system.

Detailed Description of the Preferred Embodiment

A solution to overcome the problem of data flow control in a GPRS network is to control data flow per packet flow context of a mobile station in addition to controlling the flow per mobile station and per BVCI. The base station system can then control the data flow with greater regard to the particular circumstances of each context. For example, the BSS may decrease the data flow with low priority or low guaranteed bit rate and delay and at the same time increase the data flow

-4-

with high priority or high guarantee bit rate and delay for the same mobile station.

In the BSS there are several PFC's stored, one for each aggregate QoS per MS. Some PFC's may be of the same type - Conversational, Streaming, interactive or Background. The BSS shall control the data flow from the SGSN per BVCI and per MS, and also per PFC or per PFC type of a MS. If one MS has several PFC's of the same type, the data flow to these PFC's may be controlled together.

Figure 1 illustrates flow control per BVCI, individual MS and individual PFC per MS. The flow control mechanism conforms to a leaky bucket algorithm. The bucket has a size, a bucket full ratio and a leak rate. The leak rate corresponds to the rate at which the data flows on the radio interface in a cell.

In the BSS the bucket consists of a buffer for every BVCI, individual MS and also for every individual PFC per MS, see Figure 2. The BSS controls the data flow from the SGSN to the BSS by indicating the bucket size, the leak rate of the bucket and the bucket full ratio per BVC, per individual MS and also per individual PFC of a MS.

Figure 2 illustrates the buffers in the BSS for which flow control is applied.

The buffers in the BSS are filled with data sent by the SGSN. The BSS empties the buffers according to the QoS for each PFC and MS. With the addition of flow control per PFC, the SGSN gets information about how much data each PFC buffer of a MS contains. Without this information the SGSN would not know what type of data each MS buffer contains. With flow control also per PFC both the SGSN and the BSS get better control of the data flows in a BVC and they are able to promote data flows with high priority or high demands on

bitrate and delay.

When an MS buffer is almost full the data flow for one PFC of that MS may be decreased, while the other data flows are maintained. Thus giving the possibility to limit the data flow for low priority PFC's or PFC's with low bitrate and delay requirements. For example, the data flow for a Background PFC may be decreased or even stopped in order to be able to fulfil the guaranteed bitrate and delay for a data flow of Streaming PFC.

Figure 3 illustrates Flow Control in a GPRS system.

Data for a specific PFC belonging to an MS that is located in a BVC is sent from the SGSN to the BSS. The BSS may control the data flow per BVCI, individual MS and also per individual PFC for an MS. The additional flow control indication per PFC for each mobile station may for example be included in one of the existing flow control messages per BVCI or per MS, or it may construct a new message that is sent between the BSS and the SGSN. The PFC flow control information may consist of for example PFC bucket size, PFC bucket leak rate and PFC bucket full ratio. PFC's of the same type to one mobile station may be controlled together.

The embodiment of the present invention makes it possible to differentiate data flows with different quality of service levels for the same mobile station. Each data flow for each mobile station is treated separately according to its quality of service in the BSS.

CLAIMS:

1. A method of controlling data flow in a telecommunications network in which a base station communicates with a mobile station using a plurality of packet data flows, the packet data flows having respective data flow rates, wherein the method comprises controlling data flow through the network by controlling the data flow rate of each packet data flow, an overall data flow rate to the mobile station and a data flow rate for each base station.
2. A method as claimed in claim 1, wherein the packet data flow is controlled in dependence upon a quality of service level associated therewith.
3. A method as claimed in claim 1, wherein the packet data flows are channelled through respective buffers which are operable to receive, store and output data from the associated packet data flows, the packet data flows being controlled such that data output from the buffers is dependant upon the quality of service level for the packet data flow concerned.
4. A method as claimed in claim 1, wherein the packet data flows are packet flow contexts (PFCs).
5. A method as claimed in claim 4, wherein the data flow for a base station is a BVCI connection (BSSGP virtual connection identifier).
6. A method as claimed in any one of claims 1 to 5, wherein the network is a GPRS network.
7. A telecommunications network comprising a base station which is operable to communicate with a mobile station using a plurality of packet data flows associated with the mobile station, each packet data flow having a data flow rate, wherein the base station is operable to control data flow to a mobile station by controlling the data flow rates of the packet data flows associated with the mobile station concerned.

-7-

8. A network as claimed in claim 7, wherein the packet data flow is controlled in dependence upon a quality of service level associated therewith.

5 9. A network as claimed in claim 7 or 8, wherein the packet data flows are channelled through respective buffers which are operable to receive, store and output data from the associated packet data flows, the packet data flows being controlled such that data output from the buffer is dependent upon the quality of service
10 level for the packet data flow concerned.

10. A network as claimed in claim 7, 8 or 9, wherein the packet data flows are packet data flow contexts (PFCs).

11. A network as claimed in claim 10, wherein the
15 packet data flow for a base station is a BVCI connection (BSSGP virtual connection identifier).

12. A network as claimed in any one of claims 7 to 11, wherein the network is a GPRS network.

13. A base station apparatus for use in a
20 telecommunications network, the base station apparatus including a data flow control unit which is operable to control packet data flow communication with a mobile station by controlling the data flow rates of packet data flows associated with the mobile station
25 concerned.

1 / 1

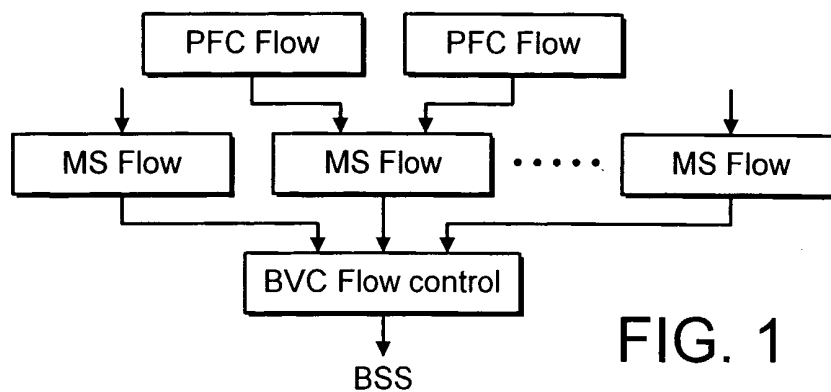


FIG. 1

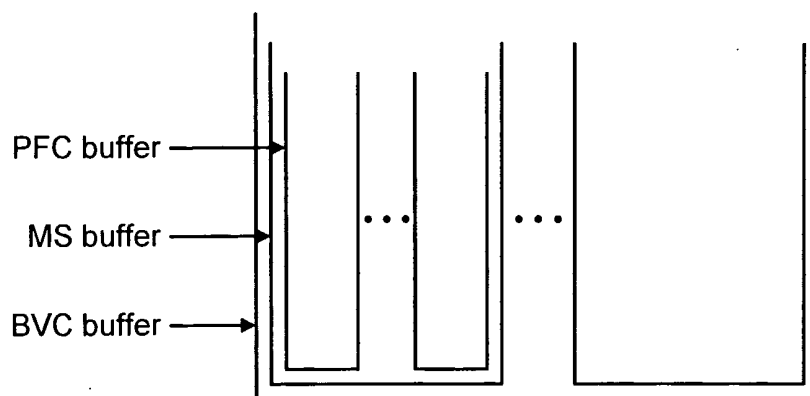


FIG. 2

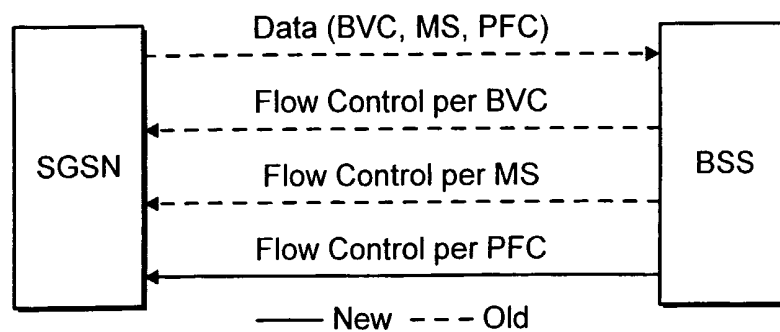


FIG. 3

INTERNATIONAL SEARCH REPORT

International Application No

PCT/EP 01/15342

A. CLASSIFICATION OF SUBJECT MATTER

IPC 7 H04Q7/22 H04L12/56

According to International Patent Classification (IPC) or to both national classification and IPC

B. FIELDS SEARCHED

Minimum documentation searched (classification system followed by classification symbols)

IPC 7 H04Q H04L

Documentation searched other than minimum documentation to the extent that such documents are included in the fields searched

Electronic data base consulted during the international search (name of data base and, where practical, search terms used)

EPO-Internal, WPI Data

C. DOCUMENTS CONSIDERED TO BE RELEVANT

Category *	Citation of document, with indication, where appropriate, of the relevant passages	Relevant to claim No.
X	WO 99 05828 A (ERICSSON TELEFON AB L M) 4 February 1999 (1999-02-04) page 7, line 17 - line 26 page 13, line 8 - line 18 page 17, line 16 -page 18, line 18 page 21, line 7 -page 22, line 10 ---	1-13
X	WO 97 36405 A (NOKIA TELECOMMUNICATIONS OY ;HUUSKO SAMI (FI); KARI HANNU H (FI)) 2 October 1997 (1997-10-02) page 3, line 24 - line 35 page 6, line 1 - line 9 page 7, line 16 - line 25 page 9, line 3 - line 9 --- -/--	1-13



Further documents are listed in the continuation of box C.



Patent family members are listed in annex.

* Special categories of cited documents:

A document defining the general state of the art which is not considered to be of particular relevance

E earlier document but published on or after the international filing date

L document which may throw doubts on priority claim(s) or which is cited to establish the publication date of another citation or other special reason (as specified)

O document referring to an oral disclosure, use, exhibition or other means

P document published prior to the international filing date but later than the priority date claimed

T later document published after the international filing date or priority date and not in conflict with the application but cited to understand the principle or theory underlying the invention

X document of particular relevance; the claimed invention cannot be considered novel or cannot be considered to involve an inventive step when the document is taken alone

Y document of particular relevance; the claimed invention cannot be considered to involve an inventive step when the document is combined with one or more other such documents, such combination being obvious to a person skilled in the art.

G document member of the same patent family

Date of the actual completion of the international search

17 May 2002

Date of mailing of the international search report

28/05/2002

Name and mailing address of the ISA

European Patent Office, P.B. 5818 Patentlaan 2
NL - 2280 HV Rijswijk
Tel. (+31-70) 340-2040, Tx. 31 651 epo nl,
Fax: (+31-70) 340-3016

Authorized officer

Baas, G

INTERNATIONAL SEARCH REPORT

International Application No

PCT/EP 01/15342

C.(Continuation) DOCUMENTS CONSIDERED TO BE RELEVANT

Category *	Citation of document, with indication, where appropriate, of the relevant passages	Relevant to claim No.
X	EP 1 030 484 A (NORTEL NETWORKS CORP) 23 August 2000 (2000-08-23) column 12, line 31 - line 47 column 13, line 44 - line 55 ----	1-13
X	WO 00 10357 A (NOKIA NETWORKS OY ;HAUMONT SERGE (FI); NIEMELAE TUOMAS (FI); PUUSK) 24 February 2000 (2000-02-24) page 10, line 8 - line 14 page 13, line 15 - line 24 page 14, line 14 - line 34 page 18, line 25 -page 19, line 15 page 20, line 10 - line 17 ----	1-13
A	"Digital cellular telecommunications system (Phase 2+);General Radio Packet Service (GPRS); Base Station System (BSS)- Serving GPRS Support Node (SGSN); BSS GPRS Protocol (BSSGP) (GSM 08.18 version 6.2.0 Release 1997)" EUROPEAN TELECOMMUNICATION STANDARD, XX, XX, October 1998 (1998-10), page COMPLETE XP002122606 paragraph '8.2.3!; figure 8.1 ----	1,7,13
P,X	EP 1 096 814 A (LUCENT TECHNOLOGIES INC) 2 May 2001 (2001-05-02) column 2, line 52 -column 3, line 13 column 4, line 45 -column 5, line 10 column 11, line 52 -column 12, line 4 -----	1-13

INTERNATIONAL SEARCH REPORT

Information on patent family members

International Application No

PCT/EP 01/15342

Patent document cited in search report		Publication date	Patent family member(s)	Publication date
WO 9905828	A	04-02-1999	AU 739717 B2	18-10-2001
			AU 8369898 A	16-02-1999
			BR 9810796 A	25-07-2000
			CN 1271488 T	25-10-2000
			EP 0997018 A1	03-05-2000
			WO 9905828 A1	04-02-1999
WO 9736405	A	02-10-1997	FI 961363 A	26-09-1997
			AU 2162097 A	17-10-1997
			CA 2250040 A1	02-10-1997
			CN 1214832 A	21-04-1999
			EP 0886938 A1	30-12-1998
			WO 9736405 A1	02-10-1997
			JP 2000507416 T	13-06-2000
EP 1030484	A	23-08-2000	EP 1030484 A2	23-08-2000
			JP 2000224261 A	11-08-2000
WO 0010357	A	24-02-2000	FI 981722 A	11-02-2000
			AU 5291899 A	06-03-2000
			BR 9912911 A	08-05-2001
			CN 1317217 T	10-10-2001
			EP 1104639 A1	06-06-2001
			WO 0010357 A1	24-02-2000
EP 1096814	A	02-05-2001	EP 1096814 A1	02-05-2001