



US00D460913S

(12) **United States Design Patent** (10) **Patent No.:** **US D460,913 S**
Liao (45) **Date of Patent:** **** Jul. 30, 2002**

(54) **WASHER**

2,102,901 A * 12/1937 Laursen
2,153,605 A * 4/1939 Williams 411/531
3,333,501 A * 8/1967 Pitcher

(75) Inventor: **Chia Yu Liao**, Taipei (TW)

(73) Assignee: **Annex Technology International Co. Ltd.**, Taipei (TW)

* cited by examiner

Primary Examiner—B. J. Bullock

(**) Term: **14 Years**

(57) **CLAIM**

(21) Appl. No.: **29/148,165**

The ornamental design for a washer, as shown and described.

(22) Filed: **Sep. 17, 2001**

DESCRIPTION

(51) **LOC (7) Cl.** **08-08**

FIG. 1 is a perspective view of a washer showing my new design;

(52) **U.S. Cl.** **D8/399**

FIG. 2 is a left side view thereof;

(58) **Field of Search** D8/399; 411/197,
411/204, 371.2, 531, 532, 533, 544, 918,
928, 248, 368

FIG. 3 is a right side view thereof;

FIG. 4 is a rear elevational view thereof;

FIG. 5 is a front elevational view thereof;

FIG. 6 is a top plan view thereof; and,

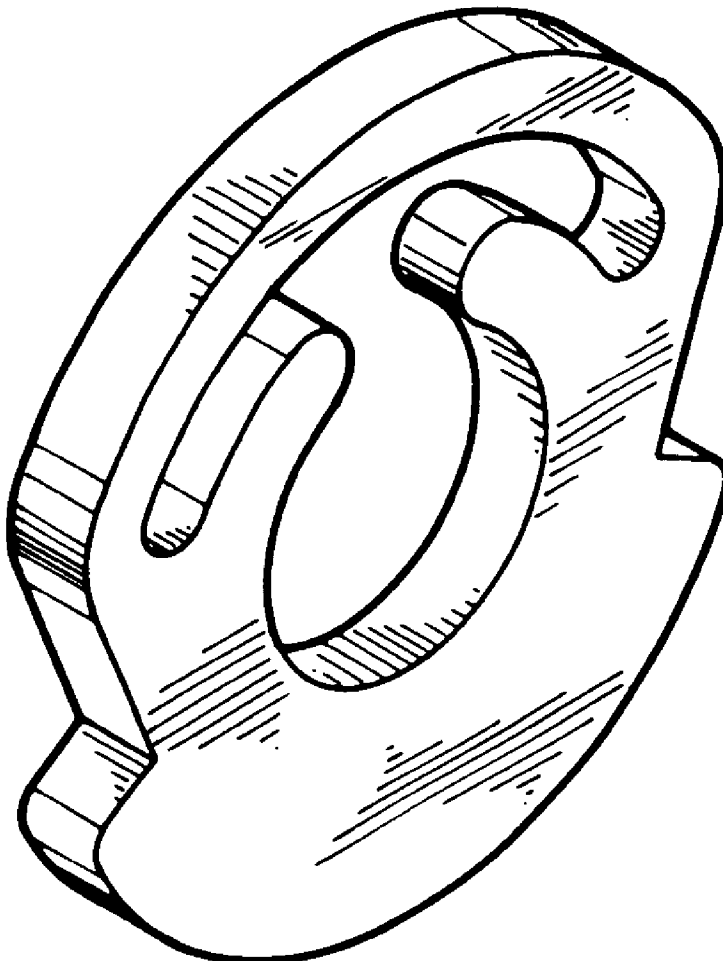
FIG. 7 is a bottom plan view thereof.

(56) **References Cited**

U.S. PATENT DOCUMENTS

1,026,812 A * 5/1912 Lance 411/197
1,915,640 A * 6/1933 Alsaker

1 Claim, 2 Drawing Sheets



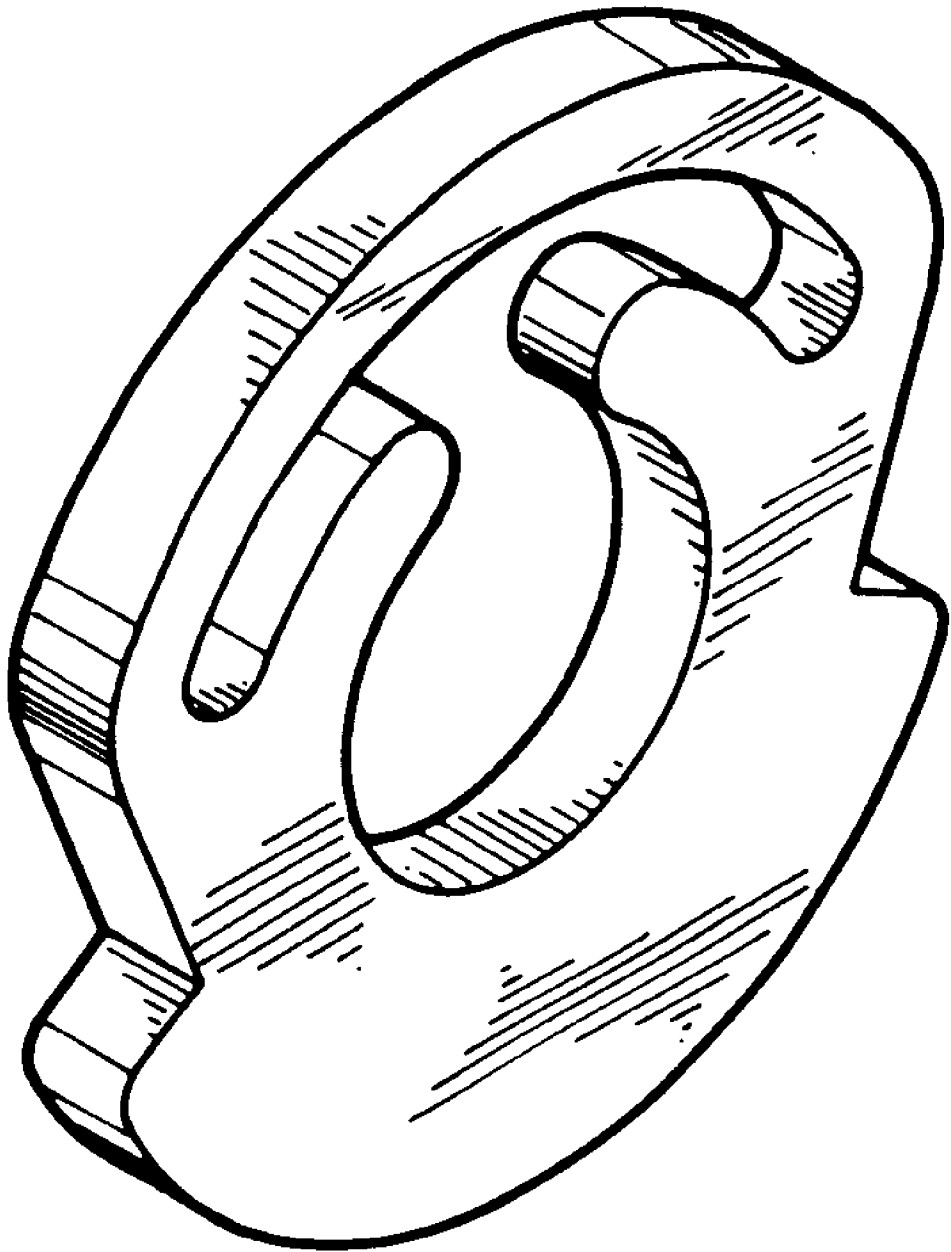


Fig. 1

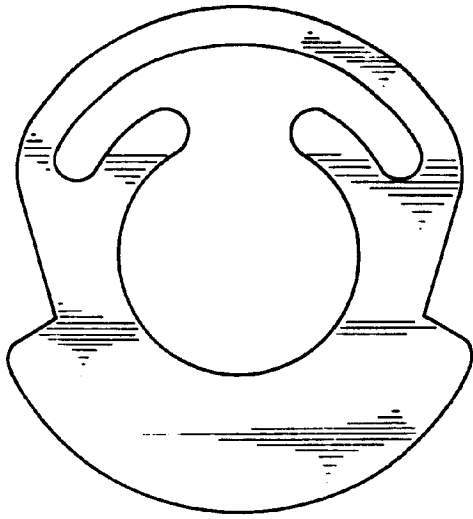


Fig. 2

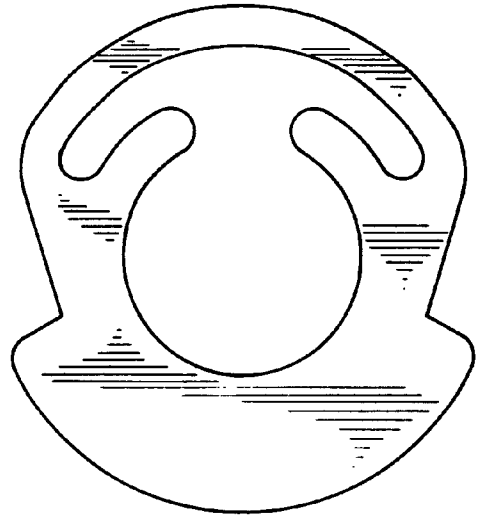


Fig. 3

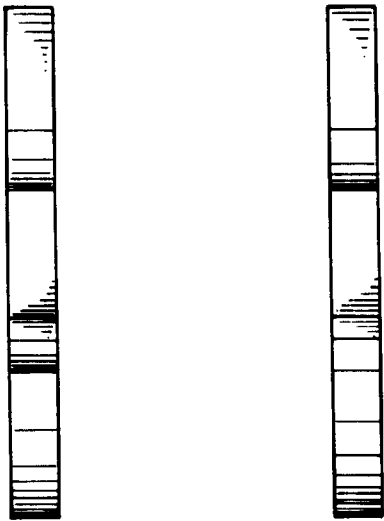


Fig. 4

Fig. 5



Fig. 6



Fig. 7