United States Patent [19]

Ohtsu

[11] **Patent Number: Des. 285,443**

[45] **Date of Patent: ** Sep. 2, 1986**

[54] **PORTABLE TELEVISION SET**

[75] Inventor: **Yutaka Ohtsu**, Yokosuka, Japan

[73] Assignee: **Citizen Watch Co., Ltd.**, Tokyo, Japan

[**] Term: **14 Years**

[21] Appl. No.: **575,318**

[22] Filed: **Jan. 30, 1984**

[30] **Foreign Application Priority Data**

Dec. 20, 1983 [JP] Japan 58-54893

[52] **U.S. Cl.** **D14/77**; D14/80

[58] **Field of Search** D14/77, 79, 80, 81, D14/83, 84, 1, 2, 3, 4, 5, 6, 71, 92, 99, 100, 106, 113; 358/250, 254; 312/7.2; 353/74, 119; D16/14, 18, 20, 25

[56] **References Cited**

U.S. PATENT DOCUMENTS

D. 236,544	8/1975	Kuypers	D16/18
D. 247,969	5/1978	Olson	D16/18
D. 280,511	9/1985	Moggridge et al.	D14/106
D. 280,622	9/1985	Moggridge et al.	D14/100
D. 281,244	11/1985	Ohtsu	D14/77
4,525,746	6/1985	Mangold et al.	358/254

FOREIGN PATENT DOCUMENTS

55-41061	3/1980	Japan	358/254
55-92086	7/1980	Japan	358/254

Primary Examiner—Bernard Ansher
Assistant Examiner—Theodore M. Shooman
Attorney, Agent, or Firm—Koda and Androlia

[57] **CLAIM**

The ornamental design for a portable television set, as shown and described.

DESCRIPTION

FIG. **1** is a top plan view of portable television set showing my new design;
FIG. **2** is a front elevational view thereof;
FIG. **3** is a rear elevational view thereof;
FIG. **4** is a bottom plan view thereof;
FIG. **5** is a left-side elevational view thereof;
FIG. **6** is a right-side elevational view thereof;
FIG. **7** is a sectional view thereof taken along the line 7—7 of the FIG. **2**; and
FIG. **8** is a perspective view thereof with the cover open.

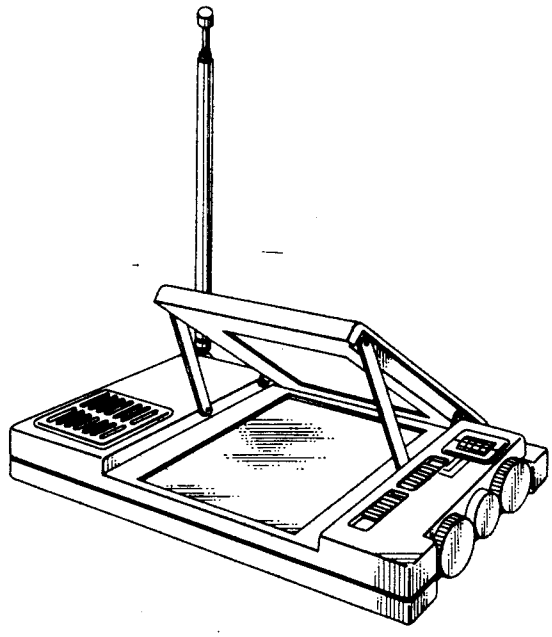

FIG.1

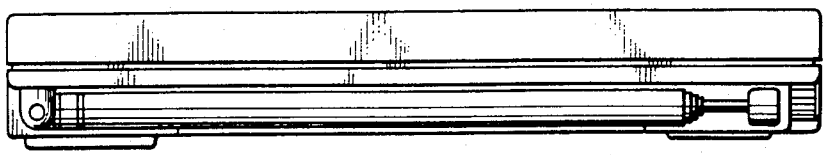

FIG.2

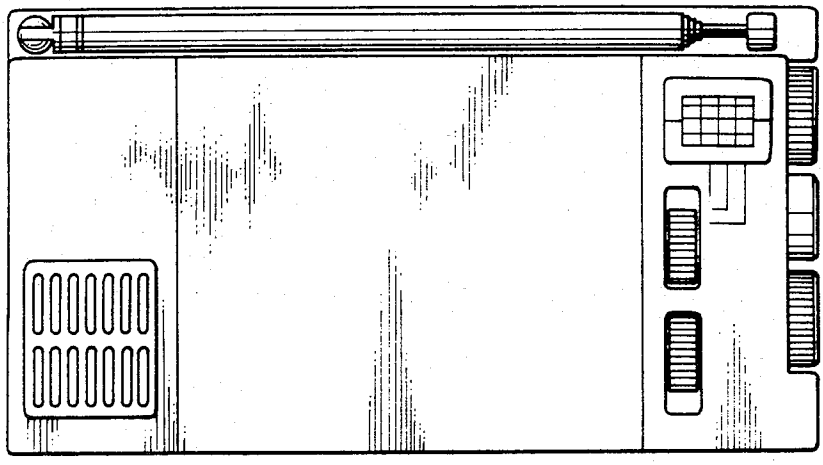

FIG.3

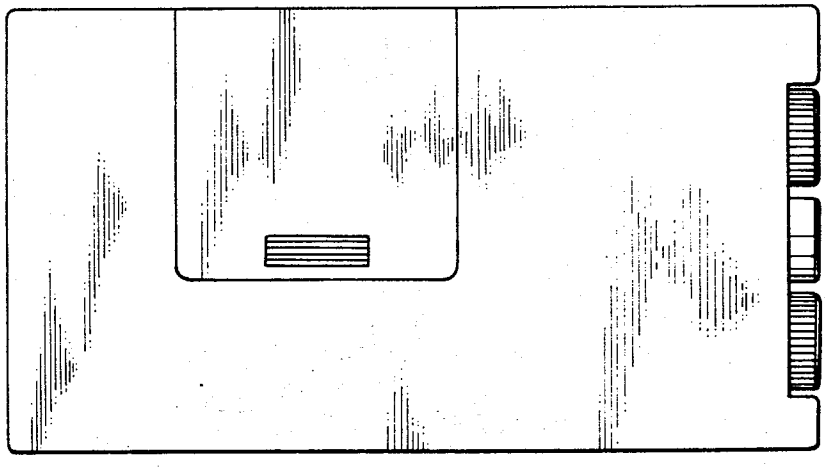

FIG.4

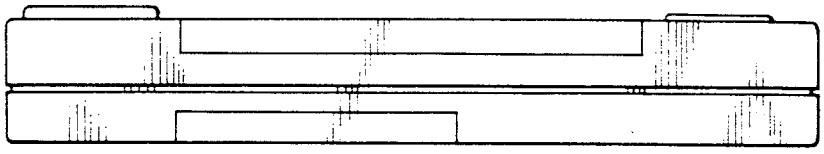

FIG.5

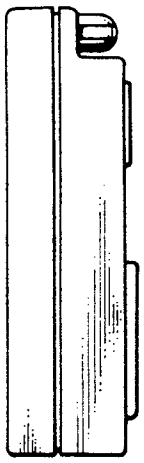

FIG.6

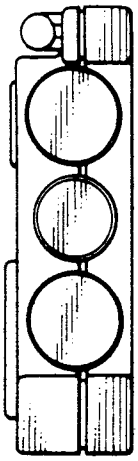

FIG.7

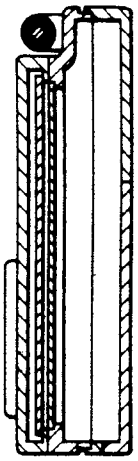

FIG.8