

(19) World Intellectual Property Organization
International Bureau



(43) International Publication Date
9 June 2011 (09.06.2011)

PCT

(10) International Publication Number
WO 2011/067745 A2

(51) International Patent Classification:

C12N 15/82 (2006.01) C12N 15/113 (2010.01)
A01H 5/00 (2006.01)

(21) International Application Number:

PCT/IB2010/055600

(22) International Filing Date:

6 December 2010 (06.12.2010)

(25) Filing Language:

English

(26) Publication Language:

English

(30) Priority Data:

61/267,052 6 December 2009 (06.12.2009) US

(71) Applicant (for all designated States except US): **ROSETTA GREEN LTD.** [IL/IL]; 10 Plaut Street, 76706 Rechovot (IL).

(72) Inventor; and

(75) Inventor/Applicant (for US only): **MAOR, Rudy** [IL/IL]; 11 Kronenberg Street, 76662 Rechovot (IL).

(74) Agents: **G.E. EHRLICH (1995) LTD.** et al.; 11 Menachem Begin Street, 52521 Ramat Gan (IL).

(81) Designated States (unless otherwise indicated, for every kind of national protection available): AE, AG, AL, AM, AO, AT, AU, AZ, BA, BB, BG, BH, BR, BW, BY, BZ,

CA, CH, CL, CN, CO, CR, CU, CZ, DE, DK, DM, DO, DZ, EC, EE, EG, ES, FI, GB, GD, GE, GH, GM, GT, HN, HR, HU, ID, IL, IN, IS, JP, KE, KG, KM, KN, KP, KR, KZ, LA, LC, LK, LR, LS, LT, LU, LY, MA, MD, ME, MG, MK, MN, MW, MX, MY, MZ, NA, NG, NI, NO, NZ, OM, PE, PG, PH, PL, PT, RO, RS, RU, SC, SD, SE, SG, SK, SL, SM, ST, SV, SY, TH, TJ, TM, TN, TR, TT, TZ, UA, UG, US, UZ, VC, VN, ZA, ZM, ZW.

(84) Designated States (unless otherwise indicated, for every kind of regional protection available): ARIPO (BW, GH, GM, KE, LR, LS, MW, MZ, NA, SD, SL, SZ, TZ, UG, ZM, ZW), Eurasian (AM, AZ, BY, KG, KZ, MD, RU, TJ, TM), European (AL, AT, BE, BG, CH, CY, CZ, DE, DK, EE, ES, FI, FR, GB, GR, HR, HU, IE, IS, IT, LT, LU, LV, MC, MK, MT, NL, NO, PL, PT, RO, RS, SE, SI, SK, SM, TR), OAPI (BF, BJ, CF, CG, CI, CM, GA, GN, GQ, GW, ML, MR, NE, SN, TD, TG).

Declarations under Rule 4.17:

— of inventorship (Rule 4.17(iv))

Published:

— without international search report and to be republished upon receipt of that report (Rule 48.2(g))

— with sequence listing part of description (Rule 5.2(a))

(54) Title: COMPOSITIONS AND METHODS FOR ENHANCING PLANTS RESISTANCE TO ABIOTIC STRESS

(57) Abstract: A method of increasing tolerance of a plant to an abiotic stress or increasing biomass, vigor or yield of a plant is disclosed. The method comprising upregulating within the plant an exogenous polynucleotide of a microRNA or a precursor thereof, wherein the microRNA is selected from the group consisting of mi R-156, mi R-169, mi R-164, mi R-159, mi R-167, mi R-529, mi R-168, ppt-miR395, sof-mi R408a, ath- mi R408, mi R-1039, mi R-1091, mi R-1118, mi R-1134 and mi R-1129, thereby increasing the tolerance of the plant to the abiotic stress or increasing the biomass, vigor or yield of the plant.



WO 2011/067745 A2

COMPOSITIONS AND METHODS FOR ENHANCING PLANTS RESISTANCE TO ABIOTIC STRESS

FIELD AND BACKGROUND OF THE INVENTION

5 The present invention, in some embodiments thereof, relates to microRNAs and, more particularly, but not exclusively, to the use of same or alteration of same for generation of plants with enhanced resistance to abiotic stress.

 MicroRNAs (miRNAs) are small, endogenous RNAs that regulate gene expression in plants and animals. In plants, they are processed from stem-loop regions of long primary transcripts by a Dicer-like enzyme and are loaded into silencing
10 complexes, where they generally direct cleavage of complementary mRNAs. Although plant miRNAs have some conserved functions extending beyond development, the importance of miRNA-directed gene regulation during plant development is now becoming clear. MiRNAs are already known to play numerous crucial roles at each
15 major stage of development, typically at the core of gene regulatory networks, targeting genes that are themselves regulators. So far, microRNAs have been found to be involved in plant development, regulation of abiotic and biotic stress responses and hormone signaling (Jones-Rhoades *et al.*, 2006, *Ann Rev Plant Biol* 57:19-53).

 A commonly-used approach in identifying the function of novel genes is through
20 loss-of-function mutant screening. In many cases, functional redundancy exists between genes that are members of the same family. When this happens, a mutation in one gene member might have a reduced or even non-existing phenotype and the mutant lines might not be identified in the screening.

 Using microRNAs, multiple members of the same gene family can be silenced
25 simultaneously, giving rise to much more intense phenotypes. This approach is also superior to RNA interference (RNAi) techniques, in which typically 100-800 bp fragments of the gene of interest form a fold-back structure when expressed. These long fold-back RNAs form many different small RNAs and prediction of small RNA targets other than the perfectly complementary intended targets is therefore very difficult.
30 MicroRNAs, in contrast, are produced from precursors, which are normally processed such that preferentially one single, stable small RNA is generated, thus significantly minimizing the “off-target” effect.

A second approach to functional screening is through over-expression of genes of interest and testing for their phenotypes. In many cases, attempting to over-express a gene which is under microRNA regulation results in no significant increase in the gene transcript. This can be overcome either by expressing a microRNA-resistant version of the gene or by down-regulating the microRNA itself.

Abiotic stress refers to such conditions as water deficit or drought, heat, cold, high or low nutrient or salt levels, and high or low light levels. In particular, drought and salinity are serious problems in agriculture and result in annual yield losses of billions of dollars worldwide. Many genes are involved in the responses to abiotic stress in plants, but there is only limited information on miRNAs involved in plant response and adaptation to abiotic stress.

With a growing world population, increasing demand for food, fuel and fiber, and a changing climate, agriculture faces unprecedented challenges. In any given year, large areas of cornfields in the United States may be affected by at least moderate drought. Farmers are seeking advanced, biotechnology-based solutions to enable them to obtain stable high yields and give them the potential to reduce irrigation costs or to grow crops in areas where potable water is a limiting factor.

SUMMARY OF THE INVENTION

According to an aspect of some embodiments of the present invention there is provided a method of increasing tolerance of a plant to an abiotic stress or increasing biomass, vigor or yield of a plant, the method comprising upregulating within the plant an exogenous polynucleotide of a microRNA or a precursor thereof, wherein the microRNA is selected from the group consisting of miR-156, miR-169, miR-164, miR-159, miR-167, miR-529, miR-168, ppt-miR395, sof-miR408a, ath-miR408, miR-1039, miR-1091, miR-1118, miR-1134 and miR-1129, thereby increasing the tolerance of the plant to the abiotic stress or increasing the biomass, vigor or yield of the plant.

According to an aspect of some embodiments of the present invention there is provided a method of increasing tolerance of a plant to an abiotic stress or increasing biomass, vigor or yield of a plant, the method comprising expressing within the plant an exogenous polynucleotide encoding a nucleic acid agent capable of downregulating expression of a target gene of a microRNA or a precursor thereof, wherein the

microRNA is selected from the group consisting of miR-156, miR-169, miR-164, miR-159, miR-167, miR-529, miR-168, ppt-miR395, sof-miR408a, ath-miR408, miR-1039, miR-1091, miR-1118, miR-1134 and miR-1129, thereby increasing the tolerance of the plant to the abiotic stress or increasing the biomass, vigor or yield of the plant.

5 According to an aspect of some embodiments of the present invention there is provided a method of increasing tolerance of a plant to an abiotic stress or increasing biomass, vigor or yield of a plant, the method comprising expressing within the plant an exogenous polynucleotide encoding a nucleic acid agent capable of downregulating expression or activity of a microRNA or a precursor thereof, wherein the microRNA is
10 selected from the group consisting of miR-171, miR-172, miR-399, miR-854, miR-894, miR-160, miR-166, miR-390, ath-miR395a, smo-miR408, miR-397, miR-477, miR-528, miR-530, miR-535, miR-855, miR-894, miR-896, miR-901 and miR-1026, thereby increasing the tolerance of the plant to the abiotic stress or increasing the biomass, vigor or yield of the plant.

15 According to an aspect of some embodiments of the present invention there is provided a method of increasing tolerance of a plant to an abiotic stress or increasing biomass, vigor or yield of a plant, the method comprising expressing within the plant an exogenous polynucleotide for upregulating expression of a target gene of a microRNA or a precursor thereof, wherein the microRNA is selected from the group consisting of
20 miR-171, miR-172, miR-399, miR-854, miR-894, miR-160, miR-166, miR-390, ath-miR395a, smo-miR408, miR-397, miR-477, miR-528, miR-530, miR-535, miR-855, miR-894, miR-896, miR-901 and miR-1026, thereby increasing the tolerance of the plant to the abiotic stress or increasing the biomass, vigor or yield of the plant.

 According to an aspect of some embodiments of the present invention there is
25 provided a nucleic acid construct, comprising a polynucleotide at least 90 % homologous to a nucleic acid sequence selected from the group consisting of miR-156, miR-169, miR-164, miR-159, miR-167, miR-529, miR-168, ppt-miR395, sof-miR408a, ath-miR408, miR-1039, miR-1091, miR-1118, miR-1134 and miR-1129 or a precursor thereof, wherein the nucleic acid sequence is under a transcriptional control of at least
30 one promoter capable of directing transcription of the polynucleotide in a host cell.

 According to an aspect of some embodiments of the present invention there is provided a nucleic acid construct, comprising a polynucleotide at least 90 %

homologous to a nucleic acid sequence selected from the group consisting of a target gene of miR-171, a target gene of miR-172, a target gene of miR-399, a target gene of miR-854, a target gene of miR-894, a target gene of miR-160, a target gene of miR-166, a target gene of miR-390, a target gene of ath-miR395a, a target gene of smo-miR408, a target gene of miR-397, a target gene of miR-477, a target gene of miR-528, a target gene of miR-530, a target gene of miR-535, a target gene of miR-855, a target gene of miR-894, a target gene of miR-896, a target gene of miR-901 and a target gene of miR-1026, wherein the nucleic acid sequence is under a transcriptional control of at least one promoter capable of directing transcription of the polynucleotide in a host cell.

10 According to an aspect of some embodiments of the present invention there is provided a nucleic acid construct, comprising a nucleic acid sequence for down-regulating an expression of a target gene of a microRNA or a precursor thereof, wherein the target gene of the microRNA is selected from the group consisting of a target gene of miR-156, a target gene of miR-169, a target gene of miR-164, a target gene of miR-159, a target gene of miR-167, a target gene of miR-529, a target gene of miR-168, a target gene of ppt-miR395, a target gene of sof-miR408a, a target gene of ath-miR408, a target gene of miR-1039, a target gene of miR-1091, a target gene of miR-1118, a target gene of miR-1134 and a target gene of miR-1129, wherein the nucleic acid sequence is under a transcriptional control of at least one promoter capable of directing transcription of the polynucleotide in a host cell.

20 According to an aspect of some embodiments of the present invention there is provided a nucleic acid construct, comprising a nucleic acid sequence for down-regulating an expression of a microRNA or a precursor thereof, wherein the microRNA is selected from the group consisting of miR-171, miR-172, miR-399, miR-854, miR-894, miR-160, miR-166, miR-390, ath-miR395a, smo-miR408, miR-397, miR-477, miR-528, miR-530, miR-535, miR-855, miR-894, miR-896, miR-901 and miR-1026, wherein the nucleic acid sequence is under a transcriptional control of at least one promoter capable of directing transcription of the polynucleotide in a host cell.

30 According to an aspect of some embodiments of the present invention there is provided a plant cell comprising the nucleic acid nucleic acid construct of any of claims 15-18.

According to an aspect of some embodiments of the present invention there is provided a plant or a portion thereof comprising the nucleic acid construct of any of claims 15-18.

According to an aspect of some embodiments of the present invention there is provided a food or feed comprising the plant of claim 51 or a portion thereof.

According to an aspect of some embodiments of the present invention there is provided a method of evaluating a trait of a plant, the method comprising: (a) expressing in a plant or a portion thereof the nucleic acid construct of any of claims 15-18; and (b) evaluating a trait of a plant as compared to a wild type plant of the same type; thereby evaluating the trait of the plant.

According to some embodiments of the invention, the upregulating is effected by expressing within the plant the exogenous polynucleotide of the microRNA or the precursor thereof.

According to some embodiments of the invention, the method comprises growing the plant under abiotic stress conditions.

According to some embodiments of the invention, the abiotic stress is selected from the group consisting of salinity, water deprivation, low temperature, high temperature, heavy metal toxicity, anaerobiosis, nutrient deficiency, nutrient excess, atmospheric pollution and UV irradiation.

According to some embodiments of the invention, the expressing is effected by transforming a cell of the plant with the exogenous polynucleotide.

According to some embodiments of the invention, the transforming is effected by introducing into the cell of the plant a nucleic acid construct including the exogenous polynucleotide and at least one promoter capable of directing transcription of the exogenous polynucleotide in the cell of the plant.

According to some embodiments of the invention, the expressing is effected by infecting the plant with a bacteria comprising the exogenous polynucleotide.

According to some embodiments of the invention, the downregulating activity of the microRNA is effected by introducing into the plant a target mimic or a micro-RNA resistant target which is not cleaved by the microRNA.

According to some embodiments of the invention, the target mimic or the micro-RNA resistant target is essentially complementary to the microRNA provided that one or more of following mismatches are allowed:

- 5 (a) a mismatch between the nucleotide at the 5' end of the microRNA and the corresponding nucleotide sequence in the target mimic or the micro-RNA resistant target;
- (b) a mismatch between any one of the nucleotides in position 1 to position 9 of the microRNA and the corresponding nucleotide sequence in the target mimic or the micro-RNA resistant target; or
- 10 (c) three mismatches between any one of the nucleotides in position 12 to position 21 of the microRNA and the corresponding nucleotide sequence in the target mimic or the micro-RNA resistant target provided that there are no more than two consecutive mismatches.

According to some embodiments of the invention, the target mimic or the micro-RNA resistant target is introduced into a cell of the plant in a nucleic acid construct including a target gene and at least one promoter capable of directing transcription of the target polynucleotide in the cell of the plant.

According to some embodiments of the invention, the target gene of the microRNA is as set forth in SEQ ID NOs: 195-341, 474-485.

20 According to some embodiments of the invention, the host cell comprises a plant cell.

According to some embodiments of the invention, the target gene of miR-169 comprises a NF-YA8 protein.

25 According to some embodiments of the invention, the miR-156 is selected from the group consisting of bna-miR156a, smo-miR156c, sbi-miR156d, smo-miR156d, vvi-miR156e, ath-miR156g, ptc-miR156k, zma-miR156k and osa-miR156l.

30 According to some embodiments of the invention, the miR-169 is selected from the group consisting of ath-miR169a, osa-miR169a, sbi-miR169b, bna-miR169c, sbi-miR169c, ath-miR169d, osa-miR169e, bna-miR169g, sbi-miR169i, bna-miR169m, vvi-miR169m, ptc-miR169o, ptc-miR169q, ptc-miR169v and ptc-miR169x.

According to some embodiments of the invention, the miR-164 is selected from the group consisting of osa-miR164a, sbi-miR164b, osa-miR164c, osa-miR164e and ptc-miR164f.

According to some embodiments of the invention, the miR-167 is selected from
5 the group consisting of ppt-miR167, bna-miR167a, ath-miR167c, ath-miR167d, ptc-miR167f and ptc-miR167h.

According to some embodiments of the invention, the miR-1039 comprises ppt-miR1039-3p.

According to some embodiments of the invention, the miR-168 is selected from
10 the group consisting of sbi-miR168 and gma-miR168.

According to some embodiments of the invention, the miR-159 is selected from the group consisting of pta-miR159c, sof-miR159c, osa-miR159c and osa-miR159d.

According to some embodiments of the invention, the miR-529 is selected from the group consisting of ppt-miR529a, ppt-miR529d, ppt-miR529e and ppt-miR529g.

According to some embodiments of the invention, the miR-1118 comprises tae-
15 miR1118.

According to some embodiments of the invention, the miR-1134 comprises tae-miR1134.

According to some embodiments of the invention, the miR-1129 comprises tae-
20 miR1129.

According to some embodiments of the invention, the miR-1091 comprises smo-miR1091.

According to some embodiments of the invention, the miR-171 is selected from the group consisting of smo-miR171a, vvi-miR171a, ath-miR171b, sbi-miR171b, smo-
25 miR171b, zma-miR171c, sbi-miR171e, sbi-miR171f, zma-miR171f and vvi-miR171i.

According to some embodiments of the invention, the miR-172 is selected from the group consisting of gma-miR172a, ath-miR172c and zma-miR172e.

According to some embodiments of the invention, the miR-854 comprises ath-miR854a.

According to some embodiments of the invention, the miR-894 comprises ppt-
30 miR894.

According to some embodiments of the invention, the miR-160 is selected from the group consisting of ppt-miR160b and ppt-miR160c.

According to some embodiments of the invention, the miR-390 is selected from the group consisting of osa-miR390 and ppt-miR390c.

5 According to some embodiments of the invention, the miR-399 is selected from the group consisting of sbi-miR399a, sbi-miR399b and mtr-miR399d.

According to some embodiments of the invention, the miR-166 comprises sbi-miR166e.

10 According to some embodiments of the invention, the miR-397 is selected from the group consisting of bna-miR397a and ptc-miR397b.

According to some embodiments of the invention, the miR-477 comprises ppt-miR477a-3p.

According to some embodiments of the invention, the miR-528 comprises osa-miR528.

15 According to some embodiments of the invention, the miR-530 comprises osa-miR530-3p.

According to some embodiments of the invention, the miR-535 comprises vvi-miR535a.

20 According to some embodiments of the invention, the miR-855 comprises ath-miR855.

According to some embodiments of the invention, the miR-896 comprises ppt-miR896.

According to some embodiments of the invention, the miR-901 comprises ppt-miR901.

25 According to some embodiments of the invention, the miR-1026 comprises ppt-miR1026a.

According to some embodiments of the invention, the portion comprises a plant seed.

30 According to some embodiments of the invention, the plant is a dicotyledonous plant.

According to some embodiments of the invention, the plant is a monocotyledonous plant.

According to some embodiments of the invention, the plant comprises corn.

According to some embodiments of the invention, the plant comprises sorghum.

According to some embodiments of the invention, the plant is selected from the group consisting of Arabidopsis, sorghum, corn, tobacco, cauliflower, soybean, alfalfa,
5 peach, white spruce, wheat, sugar beet, sunflower, sugarcane, cotton, barley, tomato, potato, oat, carrot and grape.

Unless otherwise defined, all technical and/or scientific terms used herein have the same meaning as commonly understood by one of ordinary skill in the art to which the invention pertains. Although methods and materials similar or equivalent to those
10 described herein can be used in the practice or testing of embodiments of the invention, exemplary methods and/or materials are described below. In case of conflict, the patent specification, including definitions, will control. In addition, the materials, methods, and examples are illustrative only and are not intended to be necessarily limiting.

15 BRIEF DESCRIPTION OF THE DRAWINGS

Some embodiments of the invention are herein described, by way of example only, with reference to the accompanying drawings. With specific reference now to the drawings in detail, it is stressed that the particulars shown are by way of example and for purposes of illustrative discussion of embodiments of the invention. In this regard, the
20 description taken with the drawings makes apparent to those skilled in the art how embodiments of the invention may be practiced.

In the drawings:

FIG. 1 shows a target-mimic sequence which could potentially be targeted by a miRNA, but contains extra nucleotides, leading to the creation of a bulge at a position
25 sensitive to mismatches (see further explanation in Example 6 of the Examples section which follows).

FIGs. 2A-B are photographs depicting miR-156a (SEQ ID NO: 191) and miR-169a (SEQ ID NO: 12) transgenic Arabidopsis thaliana plants comprising enhanced drought tolerance compared to wild-type plants. Figure 2A depicts control (watered)
30 trays; and Figure 2B shows plants after 10 days of de-hydration.

FIGs. 3A-B are photographs depicting miR-156a (SEQ ID NO: 191) and miR-169a (SEQ ID NO: 12) transgenic Arabidopsis thaliana plants comprising enhanced

drought tolerance compared to wild-type plants. Figure 3A depicts control (watered) trays; and Figure 3B shows plants after 10 days of de-hydration.

FIG. 4 is a photograph depicting miR-156a (SEQ ID NO: 191), miR-169a (SEQ ID NO: 12) and wild-type *Arabidopsis thaliana* plants watered after 10 days of de-
5 hydration. The photograph was taken after 7 days of regeneration. Of note, wild-type plants did not survive while transgenic plants survived and displayed characteristics similar to the watered plants.

FIGs. 5A-C are photographs depicting miR-156a (SEQ ID NO: 191), miR-169a (SEQ ID NO: 12) and wild-type *Arabidopsis thaliana* plants watered after 10 days of
10 de-hydration. Figures 5A-B depict trays of mature wild-type and transgenic plants after 10 days of drought. Figure 5C depicts single pots from the same experiment. Of note, wild-type plants did not survive while transgenic plants survived and displayed characteristics similar to the watered plants.

FIGs. 6A-B are photographs depicting miR-169a (SEQ ID NO: 12) and wild-
15 type *Arabidopsis thaliana* plants. Figure 6A depicts the transgenic and wild-type plants after a 10 day drought; and Figure 6B depicts the transgenic and wild-type plants after 7 days of re-hydration (following the drought).

DESCRIPTION OF SPECIFIC EMBODIMENTS OF THE INVENTION

20 The present invention, in some embodiments thereof, relates to microRNAs and, more particularly, but not exclusively, to the use of same or alteration of same for generation of plants with enhanced resistance to abiotic stress.

The principles and operation of the present invention may be better understood with reference to the drawings and accompanying descriptions.

25 Before explaining at least one embodiment of the invention in detail, it is to be understood that the invention is not necessarily limited in its application to the details set forth in the following description or exemplified by the Examples. The invention is capable of other embodiments or of being practiced or carried out in various ways. Also, it is to be understood that the phraseology and terminology employed herein is for
30 the purpose of description and should not be regarded as limiting.

While reducing some embodiments of the present invention to practice, the present inventor has uncovered novel microRNA molecules involved in enhanced

tolerance of plants to abiotic stress. Moreover, the present inventor has constructed nucleic acid vectors expressing these microRNAs and used same for generating transgenic plants with enhanced tolerance to abiotic stress.

Thus, as shown in the Examples section which follows, the present inventor has grown corn and sorghum under abiotic stress conditions (drought or high salinity) and analyzed, by high throughput microarray and PCR, the differential expression levels of microRNAs in these plants. Specifically, the present inventor has unveiled specific microRNAs which are upregulated or downregulated in response to abiotic stress conditions such as drought and salinity (see Tables 2-5, in the Examples section which follows) and revealed possible target peptides of these microRNAs (see Tables 6-7, in the Examples section which follows).). Moreover, the present inventor has generated transgenic *Arabidopsis thaliana* plants expressing miR-156a or miR-169a which can withstand severe drought and continue to grow and thrive similarly to watered plants the plants appear less dry then the control throughout the de-hydration, and after the re-hydration the plants are able to recover and continue to grow and flower, while the wild-type either does not survive or is unable to develop properly. (see Figures 2A-B, 3A-B, 4, 5A-C and 6A-B). Accordingly, these microRNAs and their specific target genes may serve as powerful tools in the field of agriculture transgenic technologies.

As used herein the term "tolerance" refers to the ability of a plant to endure an abiotic stress without exhibiting substantial physiological or physical damage (e.g. alteration in metabolism, growth, viability and/or reproductivity of the plant).

The phrase "abiotic stress" as used herein refers to any adverse effect on metabolism, growth, viability and/or reproduction of a plant. Abiotic stress can be induced by any of suboptimal environmental growth conditions such as, for example, water deficit or drought, flooding, freezing, low or high temperature, strong winds, heavy metal toxicity, anaerobiosis, high or low nutrient levels (e.g. nutrient deficiency), high or low salt levels (e.g. salinity), atmospheric pollution, high or low light intensities (e.g. insufficient light) or UV irradiation. Abiotic stress may be a short term effect (e.g. acute effect, e.g. lasting for about a week) or alternatively may be persistent (e.g. chronic effect, e.g. lasting for example 10 days or more). The present invention

contemplates situations in which there is a single abiotic stress condition or alternatively situations in which two or more abiotic stresses occur.

According to an exemplary embodiment the abiotic stress refers to salinity.

According to another exemplary embodiment the abiotic stress refers to drought.

5 As used herein the phrase "biomass of a plant" or "plant biomass" refers to the amount (e.g., measured in grams of air-dry tissue) of a tissue produced from the plant in a growing season. An increase in plant biomass can be in the whole plant or in parts thereof such as aboveground (e.g. harvestable) parts, vegetative biomass, roots and/or seeds.

10 As used herein the phrase "vigor of a plant" or "plant vigor" refers to the amount (e.g., measured by weight) of tissue produced by the plant in a given time. Increased vigor could determine or affect the plant yield or the yield per growing time or growing area. In addition, early vigor (e.g. seed and/or seedling) results in improved field stand.

15 As used herein the phrase "yield of a plant" or "plant yield" refers to the amount (e.g., as determined by weight or size) or quantity (e.g., numbers) of tissues or organs produced per plant or per growing season. Increased yield of a plant can affect the economic benefit one can obtain from the plant in a certain growing area and/or growing time.

20 According to an exemplary embodiment the yield is measured by cellulose content.

According to another exemplary embodiment the yield is measured by oil content.

According to another exemplary embodiment the yield is measured by protein content.

25 A plant yield can be affected by various parameters including, but not limited to, plant biomass; plant vigor; plant growth rate; seed yield; seed or grain quantity; seed or grain quality; oil yield; content of oil, starch and/or protein in harvested organs (e.g., seeds or vegetative parts of the plant); number of flowers (e.g. florets) per panicle (e.g. expressed as a ratio of number of filled seeds over number of primary panicles); harvest
30 index; number of plants grown per area; number and size of harvested organs per plant and per area; number of plants per growing area (e.g. density); number of harvested organs in field; total leaf area; carbon assimilation and carbon partitioning (e.g. the

distribution/allocation of carbon within the plant); resistance to shade; number of harvestable organs (e.g. seeds), seeds per pod, weight per seed; and modified architecture [such as increase stalk diameter, thickness or improvement of physical properties (e.g. elasticity)] .

5 A plant yield can be determined under stress (e.g., abiotic stress, as described above) and/or non-stress (e.g. normal) conditions.

The phrase "non-stress conditions" refers to the growth conditions (e.g., water, temperature, light-dark cycles, humidity, salt concentration, fertilizer concentration in soil, nutrient supply such as nitrogen, phosphorous and/or potassium), that do not
10 significantly go beyond the everyday climatic and other abiotic conditions that plants may encounter, and which allow optimal growth, metabolism, reproduction and/or viability of a plant at any stage in its life cycle (e.g., in a crop plant from seed to a mature plant and back to seed again). Persons skilled in the art are aware of normal soil conditions and climatic conditions for a given plant in a given geographic location. It
15 should be noted that while the non-stress conditions may include some mild variations from the optimal conditions (which vary from one type/species of a plant to another), such variations do not cause the plant to cease growing without the capacity to resume growth.

As used herein, the terms "seed" or "grain" refer to a small embryonic plant
20 enclosed in a covering called the seed coat (e.g., usually with some stored food), the product of the ripened ovule of gymnosperm and angiosperm plants which occurs after fertilization and some growth within the mother plant.

As used herein the term "increasing" refers to at least about 2 %, at least about 3 %, at least about 4 %, at least about 5 %, at least about 10 %, at least about 15 %, at least
25 about 20 %, at least about 25 %, at least about 30 %, at least about 35 %, at least about 40 %, at least about 45 %, at least about 50 %, at least about 60 %, at least about 70 %, at least about 80 %, at least about 90 % or greater increase in tolerance to abiotic stress, in yield, in biomass or in vigor of a plant, as compared to a native or wild-type plants [i.e., plants not modified with the biomolecules (polynucleotides or polypeptides) of the
30 invention, e.g., a non-transformed plant of the same species which is grown under the same growth conditions as the transformed plant].

For example, tolerance to abiotic stress (e.g. tolerance to drought or salinity) can be evaluated by determining the differences in physiological and/or physical condition, including but not limited to, vigor, growth, size, or root length, or specifically, leaf color or leaf area size of the transgenic plant compared to a non-modified plant of the same species grown under the same conditions. Other techniques for evaluating tolerance to abiotic stress include, but are not limited to, measuring chlorophyll fluorescence, photosynthetic rates and gas exchange rates. Further assays for evaluating tolerance to abiotic stress are provided hereinbelow and in the Examples section which follows.

Thus, according to one aspect of the present invention, there is provided a method of increasing tolerance of a plant to an abiotic stress or increasing biomass, vigor or yield of a plant, the method comprising upregulating within the plant an exogenous polynucleotide of a microRNA or a precursor thereof, wherein the microRNA is selected from the group consisting of miR-156, miR-169, miR-164, miR-159, miR-167, miR-529, miR-168, ppt-miR395, sof-miR408a, ath-miR408, miR-1039, miR-1091, miR-1118, miR-1134 and miR-1129, thereby increasing the tolerance of the plant to the abiotic stress or increasing the biomass, vigor or yield of the plant.

According to another aspect of the present invention, there is provided a method of increasing tolerance of a plant to an abiotic stress or increasing biomass, vigor or yield of a plant, the method comprising expressing within the plant an exogenous polynucleotide encoding a nucleic acid agent capable of downregulating expression of a target gene of a microRNA or a precursor thereof, wherein the microRNA is selected from the group consisting of miR-156, miR-169, miR-164, miR-159, miR-167, miR-529, miR-168, ppt-miR395, sof-miR408a, ath-miR408, miR-1039, miR-1091, miR-1118, miR-1134 and miR-1129, thereby increasing the tolerance of the plant to the abiotic stress or increasing the biomass, vigor or yield of the plant.

According to another aspect of the present invention, there is provided a method of increasing tolerance of a plant to an abiotic stress or increasing biomass, vigor or yield of a plant, the method comprising expressing within the plant an exogenous polynucleotide encoding a nucleic acid agent capable of downregulating expression or activity of a microRNA or a precursor thereof, wherein the microRNA is selected from the group consisting of miR-171, miR-172, miR-399, miR-854, miR-894, miR-160, miR-166, miR-390, ath-miR395a, smo-miR408, miR-397, miR-477, miR-528, miR-530,

miR-535, miR-855, miR-894, miR-896, miR-901 and miR-1026, thereby increasing the tolerance of the plant to the abiotic stress or increasing the biomass, vigor or yield of the plant .

According to another aspect of the present invention, there is provided a method
5 of increasing tolerance of a plant to an abiotic stress or increasing biomass, vigor or yield of a plant, the method comprising expressing within the plant an exogenous polynucleotide for upregulating expression of a target gene of a microRNA or a precursor thereof, wherein the microRNA is selected from the group consisting of miR-171, miR-172, miR-399, miR-854, miR-894, miR-160, miR-166, miR-390, ath-
10 miR395a, smo-miR408, miR-397, miR-477, miR-528, miR-530, miR-535, miR-855, miR-894, miR-896, miR-901 and miR-1026, thereby increasing the tolerance of the plant to the abiotic stress or increasing the biomass, vigor or yield of the plant.

The method of the present invention is effected by expressing within a plant an exogenous polynucleotide encoding a microRNA or a precursor thereof, a target gene or
15 a down-regulating agent of the target gene or of the miR, as explained below.

As used herein, the phrase "expressing within the plant an exogenous polynucleotide" refers to upregulating the expression level of an exogenous polynucleotide within the plant e.g., by introducing the exogenous polynucleotide into a plant or plant cell and expressing by recombinant means, as described in detail
20 hereinbelow. According to a specific embodiment, short nucleic acid sequences (e.g., miRNAs or precursors thereof) can be introduced into the plant directly as naked RNA and not under a plant promoter. This is especially advantageous when synthetic modifications are introduced (for transient expression such sequences are introduced using any method known in the art such as for example, particle bombardment).

As used herein "expressing" refers to expression at the mRNA level (e.g., in the
25 case of a miRNA or an agent which downregulates expression as described below) or at the polypeptide level (e.g., in the case of a target gene) of the desired exogenous polynucleotide.

As used herein, the phrase "exogenous polynucleotide" refers to a heterologous
30 nucleic acid sequence which may not be naturally expressed within the plant or which overexpression in the plant is desired (i.e., overexpression of an endogenous gene). The exogenous polynucleotide may be introduced into the plant in a stable or transient

manner, so as to produce a ribonucleic acid (RNA) molecule and/or a polypeptide molecule. The exogenous polynucleotide may comprise a nucleic acid sequence which is identical or partially homologous to an endogenous nucleic acid sequence expressed within the plant.

5 The term "endogenous" as used herein refers to any polynucleotide or polypeptide which is present and/or naturally expressed within a plant or a cell thereof.

 As used herein the term "polynucleotide" refers to a single or double stranded nucleic acid sequence which is isolated and provided in the form of an RNA sequence, a complementary polynucleotide sequence (cDNA), a genomic polynucleotide sequence
10 (e.g. sequence isolated from a chromosome) and/or a composite polynucleotide sequences (e.g., a combination of the above). This term includes polynucleotides and/or oligonucleotides derived from naturally occurring nucleic acids molecules (e.g., RNA or DNA), synthetic polynucleotide and/or oligonucleotide molecules composed of naturally occurring bases, sugars, and covalent internucleoside linkages (e.g., backbone), as well
15 as synthetic polynucleotides and/or oligonucleotides having non-naturally occurring portions, which function similarly to the respective naturally occurring portions.

 The term "isolated" refers to at least partially separated from the natural environment e.g., from a plant cell.

 The polynucleotides of the present invention may be of varying lengths, for
20 example, in case of a nucleic acid sequence encoding a target gene, the length of the polynucleotide may be in the range of about 500 to 2000 nucleic acids. Alternatively, in case of a miRNA or a precursor thereof, the polynucleotide sequence may be of shorter length. For example, in case of a miRNA, the length of the polynucleotide of the present invention is optionally about 100 to 300 nucleotides, about 100 nucleotides or less, about
25 90 nucleotides or less, about 80 nucleotides or less, about 70 nucleotides or less, about 60 nucleotides or less, about 50 nucleotides or less, about 40 nucleotides or less, about 30 nucleotides or less, e.g., 29 nucleotides, 28 nucleotides, 27 nucleotides, 26 nucleotides, 25 nucleotides, 24 nucleotides, 23 nucleotides, 22 nucleotides, 21 nucleotides, 20 nucleotides, 19 nucleotides, 18 nucleotides, 17 nucleotides, 16
30 nucleotides, 15 nucleotides, about between 12 and 24 nucleotides, about between 5-15, about, between 5-25, or about 20-22 nucleotides in length.

Nucleic acid sequences of the polypeptides of some embodiments of the invention may be optimized for expression in a specific plant host. Examples of such sequence modifications include, but are not limited to, an altered G/C content to more closely approach that typically found in the plant species of interest, and the removal of
5 codons atypically found in the plant species commonly referred to as codon optimization.

The phrase "codon optimization" refers to the selection of appropriate DNA nucleotides for use within a structural gene or fragment thereof that approaches codon usage within the plant of interest. Therefore, an optimized gene or nucleic acid
10 sequence refers to a gene in which the nucleotide sequence of a native or naturally occurring gene has been modified in order to utilize statistically-preferred or statistically-favored codons within the plant. The nucleotide sequence typically is examined at the DNA level and the coding region optimized for expression in the plant species determined using any suitable procedure, for example as described in Sardana *et*
15 *al.* (1996, *Plant Cell Reports* 15:677-681). In this method, the standard deviation of codon usage, a measure of codon usage bias, may be calculated by first finding the squared proportional deviation of usage of each codon of the native gene relative to that of highly expressed plant genes, followed by a calculation of the average squared deviation. The formula used is: $1 \text{ SDCU} = n = \frac{1}{N} \left[\sum \left(\frac{X_n - Y_n}{Y_n} \right)^2 \right] / N$, where X_n
20 refers to the frequency of usage of codon n in highly expressed plant genes, where Y_n to the frequency of usage of codon n in the gene of interest and N refers to the total number of codons in the gene of interest. A table of codon usage from highly expressed genes of dicotyledonous plants is compiled using the data of Murray *et al.* (1989, *Nuc Acids Res.* 17:477-498).

25 One method of optimizing the nucleic acid sequence in accordance with the preferred codon usage for a particular plant cell type is based on the direct use, without performing any extra statistical calculations, of codon optimization tables such as those provided on-line at the Codon Usage Database through the NIAS (National Institute of Agrobiological Sciences) DNA bank in Japan (www.kazusa.or.jp/codon/). The Codon
30 Usage Database contains codon usage tables for a number of different species, with each codon usage table having been statistically determined based on the data present in Genbank.

By using the above tables to determine the most preferred or most favored codons for each amino acid in a particular species (for example, rice), a naturally-occurring nucleotide sequence encoding a protein of interest can be codon optimized for that particular plant species. This is effected by replacing codons that may have a low statistical incidence in the particular species genome with corresponding codons, in regard to an amino acid, that are statistically more favored. However, one or more less-favored codons may be selected to delete existing restriction sites, to create new ones at potentially useful junctions (5' and 3' ends to add signal peptide or termination cassettes, internal sites that might be used to cut and splice segments together to produce a correct full-length sequence), or to eliminate nucleotide sequences that may negatively effect mRNA stability or expression.

The naturally-occurring encoding nucleotide sequence may already, in advance of any modification, contain a number of codons that correspond to a statistically-favored codon in a particular plant species. Therefore, codon optimization of the native nucleotide sequence may comprise determining which codons, within the native nucleotide sequence, are not statistically-favored with regards to a particular plant, and modifying these codons in accordance with a codon usage table of the particular plant to produce a codon optimized derivative. A modified nucleotide sequence may be fully or partially optimized for plant codon usage provided that the protein encoded by the modified nucleotide sequence is produced at a level higher than the protein encoded by the corresponding naturally occurring or native gene. Construction of synthetic genes by altering the codon usage is described in for example PCT Patent Application 93/07278.

As used herein, the phrase "microRNA (also referred to herein interchangeably as "miRNA" or "miR") or a precursor thereof" refers to a microRNA (miRNA) molecule acting as a post-transcriptional regulator. Typically, the miRNA molecules are RNA molecules of about 20 to 22 nucleotides in length which can be loaded into a RISC complex and which direct the cleavage of another RNA molecule, wherein the other RNA molecule comprises a nucleotide sequence essentially complementary to the nucleotide sequence of the miRNA molecule.

Typically, a miRNA molecule is processed from a "pre-miRNA" or as used herein a precursor of a pre-miRNA molecule by proteins, such as DCL proteins, present

in any plant cell and loaded onto a RISC complex where it can guide the cleavage of the target RNA molecules.

Pre-microRNA molecules are typically processed from pri-microRNA molecules (primary transcripts). The single stranded RNA segments flanking the pre-microRNA are important for processing of the pri-miRNA into the pre-miRNA. The
5 cleavage site appears to be determined by the distance from the stem-ssRNA junction (Han et al. 2006, Cell 125, 887-901, 887-901).

As used herein, a "pre-miRNA" molecule is an RNA molecule of about 100 to about 200 nucleotides, preferably about 100 to about 130 nucleotides which can adopt a
10 secondary structure comprising a double stranded RNA stem and a single stranded RNA loop (also referred to as "hairpin") and further comprising the nucleotide sequence of the miRNA (and its complement sequence) in the double stranded RNA stem. According to a specific embodiment, the miRNA and its complement are located about 10 to about 20 nucleotides from the free ends of the miRNA double stranded RNA
15 stem. The length and sequence of the single stranded loop region are not critical and may vary considerably, e.g. between 30 and 50 nt in length. The complementarity between the miRNA and its complement need not be perfect and about 1 to 3 bulges of unpaired nucleotides can be tolerated. The secondary structure adopted by an RNA molecule can be predicted by computer algorithms conventional in the art such as
20 mFOLD. The particular strand of the double stranded RNA stem from the pre-miRNA which is released by DCL activity and loaded onto the RISC complex is determined by the degree of complementarity at the 5' end, whereby the strand which at its 5' end is the least involved in hydrogen bonding between the nucleotides of the different strands of the cleaved dsRNA stem is loaded onto the RISC complex and will determine the
25 sequence specificity of the target RNA molecule degradation. However, if empirically the miRNA molecule from a particular synthetic pre-miRNA molecule is not functional (because the "wrong" strand is loaded on the RISC complex), it will be immediately evident that this problem can be solved by exchanging the position of the miRNA molecule and its complement on the respective strands of the dsRNA stem of the pre-miRNA molecule. As is known in the art, binding between A and U involving two
30 hydrogen bounds, or G and U involving two hydrogen bounds is less strong than

between G and C involving three hydrogen bounds. Exemplary hairpin sequences are provided in Table 1, below.

According to the present teachings, the miRNA molecules may be naturally occurring or synthetic.

5 Naturally occurring miRNA molecules may be comprised within their naturally occurring pre-miRNA molecules but they can also be introduced into existing pre-miRNA molecule scaffolds by exchanging the nucleotide sequence of the miRNA molecule normally processed from such existing pre-miRNA molecule for the nucleotide sequence of another miRNA of interest. The scaffold of the pre-miRNA can also be completely synthetic. Likewise, synthetic miRNA molecules may be comprised
10 within, and processed from, existing pre-miRNA molecule scaffolds or synthetic pre-miRNA scaffolds. Some pre-miRNA scaffolds may be preferred over others for their efficiency to be correctly processed into the designed microRNAs, particularly when expressed as a chimeric gene wherein other DNA regions, such as untranslated leader
15 sequences or transcription termination and polyadenylation regions are incorporated in the primary transcript in addition to the pre-microRNA. One of ordinary skill in the art can decide on the proper pre-miRNA scaffold to use for generation of the miRNA molecules of the present invention while taking into account the presence of additional sequences which may influence the folding of the primary transcript RNA molecule into
20 a secondary RNA structure and particularly on presence and location of bulges or single stranded RNA structures in otherwise doublestranded RNA stem (sub)structures. The location of single-stranded RNA or bulge structures relative to the pre-miRNA, i.e. the distance in nucleotides should be carefully maintained. Secondary RNA structures for a particular RNA nucleotide sequence can easily be predicted using software tools and
25 algorithms well known in the art such as mFOLD (Zucker et al. 2003 Nucleic Acids Research 31, 3406-3415). Furthermore, it is well within the skill of one of ordinary skill in the art to design or modify a nucleotide by substituting nucleotides in a nucleotide sequence such that the newly introduced nucleotides exhibit more or less complementarity to another part of the nucleotide sequence and in this way influence
30 the generation of double-stranded RNA stems or of single stranded RNA bulges.

Thus, as mentioned the present invention envisages increasing tolerance of a plant to an abiotic stress or increasing biomass, vigor or yield of a plant by upregulating

(e.g., expressing), within the plant a polynucleotide of a microRNA selected from the group consisting of miR-156 (e.g. bna-miR156a, smo-miR156c, sbi-miR156d, smo-miR156d, vvi-miR156e, ath-miR156g, ptc-miR156k, zma-miR156k and osa-miR156l), miR-169 (e.g. ath-miR169a, osa-miR169a, sbi-miR169b, bna-miR169c, sbi-miR169c, 5 ath-miR169d, osa-miR169e, bna-miR169g, sbi-miR169i, bna-miR169m, vvi-miR169m, ptc-miR169o, ptc-miR169q, ptc-miR169v and ptc-miR169x), miR-164 (e.g. osa-miR164a, sbi-miR164b, osa-miR164c, osa-miR164e and ptc-miR164f), miR-159 (e.g. pta-miR159c, sof-miR159c, osa-miR159c and osa-miR159d), miR-167 (e.g. ppt-miR167, bna-miR167a, ath-miR167c, ath-miR167d, ptc-miR167f and ptc-miR167h), 10 miR-529 (e.g. ppt-miR529a, ppt-miR529d, ppt-miR529e and ppt-miR529g), miR-168 (e.g. sbi-miR168 and gma-miR168), ppt-miR395, sof-miR408a, ath-miR408, miR-1039 (e.g. ppt-miR1039-3p), miR-1091 (e.g. smo-miR1091), miR-1118 (e.g. tac-miR1118), miR-1134 (e.g. tae-miR1134) and miR-1129 (e.g. tae-miR1129). For the complete list of miRNAs contemplated by the present teachings, hairpins thereof and their 15 corresponding sequences see Table 1, below.

Table 1: Sequence identification of miRNAs and their corresponding hairpins

MicroRNA	miR SEQ ID NO.	hairpins SEQ ID NO.
osa-miR169e	1	11
ath-miR169a	2	12, 194
ptc-miR169o	3	13
bna-miR169c	4	14
ptc-miR169v	5	15
ath-miR169d	6	16
ath-miR167c	7	17
bna-miR167a	8	18
ppt-miR167	9	19
ptc-miR167f	10	20
ppt-miR894	21	26
osa-miR164e	22	27
bna-miR169g	23	28
vvi-miR169m	24	29
ptc-miR169q	25	30
bna-miR156a	31	49
ath-miR156g	32	50
osa-miR156l	33	51
ath-miR854a	34	52
ppt-miR1039-3p	35	53
zma-miR156k	36	54
vvi-miR156e	37	55
sbi-miR156d	38	56

ath-miR167d	39	57
ptc-miR167h	40	58
sbi-miR168	41	59
gma-miR168	42	60
sof-miR408a	43	61
ath-miR408	44	62
ppt-miR160b	45	63
ppt-miR160c	46	64
osa-miR390	47	65
ppt-miR390c	48	66
sbi-miR172e	73	67
smo-miR171a	74	68
smo-miR171b	75	69
sbi-miR171b	76	70
zma-miR171c	77	71
zma-miR171f	78	72
smo-miR156c	79	137
smo-miR156d	80	138
ppt-miR395	81	139
smo-miR1091	82	140
tae-miR1118	83	141
tae-miR1134	84	142
vvi-miR171a	85	143
vvi-miR171i	86	144
gma-miR172a	87	145
ath-miR172c	88	146
zma-miR172e	89	147
sbi-miR399b	90	148
osa-miR530-3p	91	149
ppt-miR529a	92	150
ppt-miR529d	93	151
ppt-miR529e	94	152
ppt-miR529g	95	153
osa-miR169a	96	154
sbi-miR169b	97	155
bna-miR169m	98	156
ath-miR395a	99	157
bna-miR397a	100	158
ptc-miR397b	101	159
smo-miR408	102	160
osa-miR528	103	161
ath-miR171b	104	162
ppt-miR896	105	163
pta-miR159c	106	164
sof-miR159c	107	165
osa-miR159c	108	166
osa-miR159d	109	167
osa-miR164a	110	168
sbi-miR164b	111	169
osa-miR164c	112	170

ptc-miR164f	113	171
tae-miR1129	114	172
sof-miR168b	115	173
osa-miR168b	116	174
sbi-miR169c	117	175
sbi-miR169i	118	176
ptc-miR169x	119	177
sbi-miR171e	120	178
sbi-miR171f	121	179
mtr-miR399d	122	180
ppt-miR477a-3p	123	181
ath-miR855	124	182
ppt-miR1026a	125	183
ppt-miR901	126	184
sbi-miR166e	127	185
sbi-miR399a	128	186
ptc-miR156k	129	187
osa-miR529b	130	188
vvi-miR535a	131	189
ptc-miR169t	132	190
ath-miR156a	133	191
ath-miR164a	134	192
ath-miR167a	135	193

The present invention envisages the use of homologous sequences of the above miRNAs. Thus, used are also nucleic acid sequences which are at least about 60 %, at least about 65 %, at least about 70 %, at least about 75 %, at least about 80 %, at least about 85 %, at least about 90 %, at least about 95 % or more identical or similar to SEQ ID NOs: 1-193. Parameters for determining the level of identity are provided hereinbelow.

The miRNA molecules (or pre-miRNA processed into miRNA molecules) of the present teachings may alter the level of expression of the target genes (e.g. upregulate or downregulate) and consequently increase tolerance of plants to severe stress (e.g. abiotic stress conditions) or increase biomass, vigor or yield of the plant. Thus, the microRNAs of the present teachings may bind, attach, regulate, process, interfere, and/or destabilize any microRNA target. Such a target can be any molecule, including, but not limited to, DNA molecules, RNA molecules and polypeptides.

As used herein a "target gene" refers to a gene that is processed by microRNA activity. Typically the gene encodes a polypeptide which expression is downregulated due to microRNA processing, however, the present invention also envisages target genes which have mRNA expression products but not polypeptide products.

Thus as mentioned hereinabove, increasing tolerance of a plant to an abiotic stress or increasing biomass, vigor or yield of a plant, is effected by expressing within the plant an exogenous polynucleotide encoding a nucleic acid agent capable of downregulating expression of a target gene of a microRNA or a precursor thereof, wherein the microRNA is selected from the group consisting of miR-156, miR-169, miR-164, miR-159, miR-167, miR-529, miR-168, ppt-miR395, sof-miR408a, ath-miR408, miR-1039, miR-1091, miR-1118, miR-1134 and miR-1129, thereby increasing the tolerance of the plant to the abiotic stress or increasing the biomass, vigor or yield of the plant.

Target genes which are contemplated according to the present teachings are provided in the polynucleotide sequences which comprise nucleic acid sequences as set forth in SEQ ID NO: 195-341 and 474-485. However the present teachings also relate to orthologs or homologs at least about 60 %, at least about 65 %, at least about 70 %, at least about 75 %, at least about 80 %, at least about 85 %, at least about 90 %, or at least about 95 % or more identical or similar to SEQ ID NO: 195-341 and 474-485. Parameters for determining the level of identity are provided hereinbelow

Alternatively or additionally, target genes which are contemplated according to the present teachings are provided in the polypeptide sequences which comprise amino acid sequences as set forth in SEQ ID NO: 342-473 and 486-496. However the present teachings also relate to of orthologs or homologs at least about 60 %, at least about 65 %, at least about 70 %, at least about 75 %, at least about 80 %, at least about 85 %, at least about 90 %, or at least about 95 % or more identical or similar to SEQ ID NO: 342-473 and 486-496. Parameters for determining the level of identity are provided hereinbelow

Examples of polynucleotide and polypeptide downregulating agents that inhibit (also referred to herein as inhibitors) the expression of a target gene are given below.

1. Polynucleotide-Based Inhibition of Gene Expression.

It will be appreciated, that any of these methods when specifically referring to downregulating expression/activity of the target genes can be used, at least in part, to downregulate expression or activity of endogenous miRNA molecules.

i. Sense Suppression/Cosuppression

In some embodiments of the invention, inhibition of the expression of target gene may be obtained by sense suppression or cosuppression. For cosuppression, an expression cassette is designed to express an RNA molecule corresponding to all or part of a messenger RNA encoding a target gene in the "sense" orientation. Over-expression
5 of the RNA molecule can result in reduced expression of the native gene. Accordingly, multiple plant lines transformed with the cosuppression expression cassette are screened to identify those that show the greatest inhibition of target gene expression.

The polynucleotide used for cosuppression may correspond to all or part of the sequence encoding the target gene, all or part of the 5' and/or 3' untranslated region of a
10 target transcript, or all or part of both the coding sequence and the untranslated regions of a transcript encoding the target gene. In some embodiments where the polynucleotide comprises all or part of the coding region for the target gene, the expression cassette is designed to eliminate the start codon of the polynucleotide so that no protein product will be transcribed.

15 Cosuppression may be used to inhibit the expression of plant genes to produce plants having undetectable protein levels for the proteins encoded by these genes. See, for example, Broin, et al., (2002) *Plant Cell* 15:1517-1532. Cosuppression may also be used to inhibit the expression of multiple proteins in the same plant. Methods for using cosuppression to inhibit the expression of endogenous genes in plants are described in
20 Flavell, et al., (1995) *Proc. Natl. Acad. Sci. USA* 91:3590-3596; Jorgensen, et al., (1996) *Plant Mol. Biol.* 31:957-973; Johansen and Carrington, (2001) *Plant Physiol.* 126:930-938; Broin, et al., (2002) *Plant Cell* 15:1517-1532; Stoutjesdijk, et al., (2002) *Plant Physiol.* 129:1723-1731; Yu, et al., (2003) *Phytochemistry* 63:753-763; and U.S. Pat. Nos. 5,035,323, 5,283,185 and 5,952,657; each of which is herein incorporated by
25 reference. The efficiency of cosuppression may be increased by including a poly-dt region in the expression cassette at a position 3' to the sense sequence and 5' of the polyadenylation signal. See, US Patent Publication Number 20020058815, herein incorporated by reference. Typically, such a nucleotide sequence has substantial sequence identity to the sequence of the transcript of the endogenous gene, optimally
30 greater than about 65 % sequence identity, more optimally greater than about 85 % sequence identity, most optimally greater than about 95 % sequence identity. See, U.S. Pat. Nos. 5,283,185 and 5,035,323; herein incorporated by reference.

Transcriptional gene silencing (TGS) may be accomplished through use of hpRNA constructs wherein the inverted repeat of the hairpin shares sequence identity with the promoter region of a gene to be silenced. Processing of the hpRNA into short RNAs which can interact with the homologous promoter region may trigger degradation or methylation to result in silencing. (Aufsatz, et al., (2002) PNAS 99(4):16499-16506; Mette, et al., (2000) EMBO J. 19(19):5194-5201)

ii. Antisense Suppression

In some embodiments of the invention, inhibition of the expression of the target gene may be obtained by antisense suppression. For antisense suppression, the expression cassette is designed to express an RNA molecule complementary to all or part of a messenger RNA encoding the target gene. Over-expression of the antisense RNA molecule can result in reduced expression of the native gene. Accordingly, multiple plant lines transformed with the antisense suppression expression cassette are screened to identify those that show the greatest inhibition of target gene expression.

The polynucleotide for use in antisense suppression may correspond to all or part of the complement of the sequence encoding the target gene, all or part of the complement of the 5' and/or 3' untranslated region of the target gene transcript, or all or part of the complement of both the coding sequence and the untranslated regions of a transcript encoding the target gene. In addition, the antisense polynucleotide may be fully complementary (i.e., 100% identical to the complement of the target sequence) or partially complementary (i.e., less than 100% identical to the complement of the target sequence) to the target sequence. Antisense suppression may be used to inhibit the expression of multiple proteins in the same plant. Furthermore, portions of the antisense nucleotides may be used to disrupt the expression of the target gene. Generally, sequences of at least 50 nucleotides, 100 nucleotides, 200 nucleotides, 300, 500, 550, 500, 550 or greater may be used. Methods for using antisense suppression to inhibit the expression of endogenous genes in plants are described, for example, in Liu, et al., (2002) Plant Physiol. 129:1732-1753 and U.S. Pat. No. 5,759,829, which is herein incorporated by reference. Efficiency of antisense suppression may be increased by including a poly-dt region in the expression cassette at a position 3' to the antisense sequence and 5' of the polyadenylation signal. See, US Patent Publication Number 20020058815.

iii. Double-Stranded RNA Interference

In some embodiments of the invention, inhibition of the expression of a target gene may be obtained by double-stranded RNA (dsRNA) interference. For dsRNA interference, a sense RNA molecule like that described above for cosuppression and an antisense RNA molecule that is fully or partially complementary to the sense RNA molecule are expressed in the same cell, resulting in inhibition of the expression of the corresponding endogenous messenger RNA.

Expression of the sense and antisense molecules can be accomplished by designing the expression cassette to comprise both a sense sequence and an antisense sequence. Alternatively, separate expression cassettes may be used for the sense and antisense sequences. Multiple plant lines transformed with the dsRNA interference expression cassette or expression cassettes are then screened to identify plant lines that show the greatest inhibition of target gene expression. Methods for using dsRNA interference to inhibit the expression of endogenous plant genes are described in Waterhouse, et al., (1998) Proc. Natl. Acad. Sci. USA 95:13959-13965, Liu, et al., (2002) Plant Physiol. 129:1732-1753, and WO 99/59029, WO 99/53050, WO 99/61631, and WO 00/59035;

iv. Hairpin RNA Interference and Intron-Containing Hairpin RNA Interference

In some embodiments of the invention, inhibition of the expression of one or more target gene may be obtained by hairpin RNA (hpRNA) interference or intron-containing hairpin RNA (ihpRNA) interference. These methods are highly efficient at downregulating the expression of endogenous genes. See, Waterhouse and Helliwell, (2003) Nat. Rev. Genet. 5:29-38 and the references cited therein.

For hpRNA interference, the expression cassette is designed to express an RNA molecule that hybridizes with itself to form a hairpin structure that comprises a single-stranded loop region and a base-paired stem. The base-paired stem region comprises a sense sequence corresponding to all or part of the endogenous messenger RNA encoding the gene whose expression is to be inhibited, and an antisense sequence that is fully or partially complementary to the sense sequence. Thus, the base-paired stem region of the molecule generally determines the specificity of the RNA interference. hpRNA molecules are highly efficient at inhibiting the expression of endogenous genes, and the RNA interference they induce is inherited by subsequent generations of plants.

See, for example, Chuang and Meyerowitz, (2000) *Proc. Natl. Acad. Sci. USA* 97:5985-5990; Stoutjesdijk, et al., (2002) *Plant Physiol.* 129:1723-1731; and Waterhouse and Helliwell, (2003) *Nat. Rev. Genet.* 5:29-38. Methods for using hpRNA interference to inhibit or silence the expression of genes are described, for example, in Chuang and Meyerowitz, (2000) *Proc. Natl. Acad. Sci. USA* 97:5985-5990; Stoutjesdijk, et al., (2002) *Plant Physiol.* 129:1723-1731; Waterhouse and Helliwell, (2003) *Nat. Rev. Genet.* 5:29-38; Pandolfini, et al., *BMC Biotechnology* 3:7, and US Patent Publication Number 20030175965; each of which is herein incorporated by reference. A transient assay for the efficiency of hpRNA constructs to silence gene expression in vivo has been described by Panstruga, et al., (2003) *Mol. Biol. Rep.* 30:135-150, herein incorporated by reference.

For ihpRNA, the interfering molecules have the same general structure as for hpRNA, but the RNA molecule additionally comprises an intron that is capable of being spliced in the cell in which the ihpRNA is expressed. The use of an intron minimizes the size of the loop in the hairpin RNA molecule following splicing, and this increases the efficiency of interference. See, for example, Smith, et al., (2000) *Nature* 507:319-320. In fact, Smith, et al., show 100 % suppression of endogenous gene expression using ihpRNA-mediated interference. Methods for using ihpRNA interference to inhibit the expression of endogenous plant genes are described, for example, in Smith, et al., (2000) *Nature* 507:319-320; Wesley, et al., (2001) *Plant J.* 27:581-590; Wang and Waterhouse, (2001) *Curr. Opin. Plant Biol.* 5:156-150; Waterhouse and Helliwell, (2003) *Nat. Rev. Genet.* 5:29-38; Helliwell and Waterhouse, (2003) *Methods* 30:289-295, and US Patent Publication Number 20030180955, each of which is herein incorporated by reference.

The expression cassette for hpRNA interference may also be designed such that the sense sequence and the antisense sequence do not correspond to an endogenous RNA. In this embodiment, the sense and antisense sequence flank a loop sequence that comprises a nucleotide sequence corresponding to all or part of the endogenous messenger RNA of the target gene. Thus, it is the loop region that determines the specificity of the RNA interference. See, for example, WO 02/00905, herein incorporated by reference.

v. Amplicon-Mediated Interference

Amplicon expression cassettes comprise a plant virus-derived sequence that contains all or part of the target gene but generally not all of the genes of the native virus. The viral sequences present in the transcription product of the expression cassette allow the transcription product to direct its own replication. The transcripts produced by the amplicon may be either sense or antisense relative to the target sequence (i.e., the messenger RNA for target gene). Methods of using amplicons to inhibit the expression of endogenous plant genes are described, for example, in Angell and Baulcombe, (1997) EMBO J. 16:3675-3685, Angell and Baulcombe, (1999) Plant J. 20:357-362, and U.S. Pat. No. 6,656,805, each of which is herein incorporated by reference.

vi. Ribozymes

In some embodiments, the polynucleotide expressed by the expression cassette of the invention is catalytic RNA or has ribozyme activity specific for the messenger RNA of target gene. Thus, the polynucleotide causes the degradation of the endogenous messenger RNA, resulting in reduced expression of the target gene. This method is described, for example, in U.S. Pat. No. 5,987,071, herein incorporated by reference.

2. Polypeptide-Based Inhibition of Gene Expression

In one embodiment, the polynucleotide encodes a zinc finger protein that binds to a gene encoding a target polypeptide, resulting in downregulated expression of the gene. In particular embodiments, the zinc finger protein binds to a regulatory region of a miRNA or a target polypeptide. In other embodiments, the zinc finger protein binds to a messenger RNA encoding a miRNA or a target polypeptide and prevents its translation. Methods of selecting sites for targeting by zinc finger proteins have been described, for example, in U.S. Pat. No. 6,553,252, and methods for using zinc finger proteins to inhibit the expression of genes in plants are described, for example, in US Patent Publication Number 20030037355; each of which is herein incorporated by reference.

3. Polypeptide-Based Inhibition of Protein Activity

In some embodiments of the invention, the polynucleotide encodes an antibody that binds to at least one target polypeptide, and downregulates the response regulator activity of the target polypeptide. In another embodiment, the binding of the antibody results in increased turnover of the antibody-target polypeptide complex by cellular quality control mechanisms. The expression of antibodies in plant cells and the inhibition of molecular pathways by expression and binding of antibodies to proteins in

plant cells are well known in the art. See, for example, Conrad and Sonnewald, (2003) Nature Biotech. 21:35-36, incorporated herein by reference.

4. Gene Disruption

In some embodiments of the present invention, the activity of a miRNA or a target gene is reduced or eliminated by disrupting the gene encoding the target polypeptide. The gene encoding the target polypeptide may be disrupted by any method known in the art. For example, in one embodiment, the gene is disrupted by transposon tagging. In another embodiment, the gene is disrupted by mutagenizing plants using random or targeted mutagenesis, and selecting for plants that have reduced response regulator activity.

As mentioned, the present inventor has uncovered that increasing tolerance of a plant to an abiotic stress or increasing biomass, vigor or yield of a plant can be achieved by downregulating the activity or expression of a miRNA selected from the group consisting of miR-171 (e.g. smo-miR171a, vvi-miR171a, ath-miR171b, sbi-miR171b, smo-miR171b, zma-miR171c, sbi-miR171e, sbi-miR171f, zma-miR171f and vvi-miR171i), miR-172 (e.g. gma-miR172a, ath-miR172c and zma-miR172e), miR-399 (e.g. sbi-miR399a, sbi-miR399b and mtr-miR399d), miR-854 (e.g. ath-miR854a), miR-894, miR-160 (e.g. ppt-miR160b and ppt-miR160c), miR-166 (e.g. sbi-miR166e), miR-390 (e.g. osa-miR390 and ppt-miR390c), ath-miR395a, smo-miR408, miR-397 (e.g. bna-miR397a and ptc-miR397b), miR-477 (e.g. ppt-miR477a-3p), miR-528 (e.g. osa-miR528), miR-530 (e.g. osa-miR530-3p), miR-535 (e.g. vvi-miR535a), miR-855 (e.g. ath-miR855), miR-894 (e.g. ppt-miR894), miR-896 (e.g. ppt-miR896), miR-901 (e.g. ppt-miR901) and miR-1026 (e.g. ppt-miR1026a). For the complete list of miRNAs contemplated by the present teachings, pre-miRNAs thereof and their corresponding sequences see Table 1, above.

Rendering miRNA molecules less functional or non-functional may be achieved in several ways as discussed in detail above.

Alternatively, downregulating the activity of miRNA molecules can be effected by upregulating the expression of the target gene RNA (or at least the part thereof recognized by the miRNA). Such an increase in target gene RNA may be conveniently achieved by introducing into the plant cells a nucleic acid sequence encoding a polypeptide being at least about 60 %, at least about 65 %, at least about 70 %, at least

about 75 %, at least about 80 %, at least about 85 %, at least about 90 %, or at least about 95 % or more similar or identical to SEQ ID NO: 342-473 and 486-496 under the regulation of a plant promoter.

Alternatively, such an increase in target gene RNA may be achieved by
5 introducing into the plant cells a nucleic acid sequence at least about 60 %, at least about 65 %, at least about 70 %, at least about 75 %, at least about 80 %, at least about 85 %, at least about 90 %, or at least about 95 % or more similar or identical to SEQ ID NOs: 195-341 and 474-485 under the regulation of a plant promoter.

Identity (e.g., percent identity) can be determined using any homology
10 comparison software, including for example, the BlastN software of the National Center of Biotechnology Information (NCBI) such as by using default parameters.

Homology (e.g., percent homology) can be determined using any homology
comparison software, including for example, the BlastP or TBLASTN software of the
National Center of Biotechnology Information (NCBI) such as by using default
15 parameters, when starting from a polypeptide sequence; or the tBLASTX algorithm (available via the NCBI) such as by using default parameters, which compares the six-frame conceptual translation products of a nucleotide query sequence (both strands) against a protein sequence database. Homologous sequences include both orthologous and paralogous sequences.

20 Exemplary target genes of miRNAs which may be expressed in plant cells include, but are not limited to, the target gene of miR-171, the target gene of miR-172, the target gene of miR-399, the target gene of miR-854, the target gene of miR-894, the target gene of miR-160, the target gene of miR-166, the target gene of miR-390, the target gene of ath-miR395a, the target gene of smo-miR408, the target gene of miR-
25 397, the target gene of miR-477, the target gene of miR-528, the target gene of miR-530, the target gene of miR-535, the target gene of miR-855, the target gene of miR-894, the target gene of miR-896, the target gene of miR-901 and the target gene of miR-1026 (SEQ ID NOs: 195-496).

According to another embodiment of the present invention, downregulating the
30 activity of a miRNA is effected by introducing into the plant a target mimic or a microRNA resistant target which is bound by the miRNA but is not cleaved by the microRNA.

According to a specific embodiment, the target mimic or micro-RNA resistant target may also be linked to the promoter naturally associated with the pre-miRNA recognizing the target gene and introduced into the plant cell. In this way, the miRNA target mimic or micro-RNA resistant target RNA will be expressed under the same
5 circumstances as the miRNA and the target mimic or micro-RNA resistant target RNA will substitute for the non-target mimic/micro-RNA resistant target RNA degraded by the miRNA induced cleavage.

Thus, the target mimic or micro-RNA resistant target is essentially complementary to the microRNA provided that one or more of following mismatches
10 are allowed:

(a) a mismatch between the nucleotide at the 5' end of the microRNA and the corresponding nucleotide sequence in the target mimic or micro-RNA resistant target;

(b) a mismatch between any one of the nucleotides in position 1 to position 9
15 of the microRNA and the corresponding nucleotide sequence in the target mimic or micro-RNA resistant target; or

(c) three mismatches between any one of the nucleotides in position 12 to position 21 of the microRNA and the corresponding nucleotide sequence in the target mimic or micro-RNA resistant target provided that there are no more than two
20 consecutive mismatches.

The target mimic RNA is essentially similar to the target RNA modified to render it resistant to miRNA induced cleavage, e.g. by modifying the sequence thereof such that a variation is introduced in the nucleotide of the target sequence complementary to the nucleotides 10 or 11 of the miRNA resulting in a mismatch.
25 Clearly if the target RNA is a RNA coding for a protein any modification would need to be silent with regard to the coding region or at least result in a substitution yielding a functional protein.

Alternatively, a microRNA-resistant target may be implemented. Thus, a silent mutation may be introduced in the microRNA binding site of the target gene so that the
30 DNA and resulting RNA sequences are changed in a way that prevents microRNA binding, but the amino acid sequence of the protein is unchanged. Thus, a new sequence can be synthesized instead of the existing binding site, in which the DNA

sequence is changed, but the translated amino acid sequence is retained resulted in lack of miRNA binding to its target.

Non-functional miRNA alleles or miRNA resistant target genes may also be introduced by homologous recombination to substitute the miRNA encoding alleles or
5 miRNA sensitive target genes.

Recombinant expression is effected by cloning the nucleic acid of interest (e.g., miRNA, target gene, silencing agent etc) into a nucleic acid expression construct under the expression of a plant promoter.

According to some embodiments of the invention, there is provided a nucleic
10 acid construct, comprising a polynucleotide at least about 80 %, at least about 85 % , at least about 90 %, at least about 95 % or more homologous to a nucleic acid sequence selected from the group consisting of miR-156, miR-169, miR-164, miR-159, miR-167, miR-529, miR-168, ppt-miR395, sof-miR408a, ath-miR408, miR-1039, miR-1091, miR-1118, miR-1134 and miR-1129 or a precursor thereof, wherein the nucleic acid
15 sequence is under a transcriptional control of at least one promoter capable of directing transcription of the polynucleotide in a host cell.

It will be appreciated that the pre-miRNA molecules or miRNA molecules of the present invention can be introduced into a plant by providing a cell of the plant with a polynucleotide sequence comprising a plant-expressible promoter operably linked to a
20 DNA region, which when transcribed yields the pre-miRNA or miRNA molecule (explained further below). The plant expressible promoter may be the promoter naturally associated with the pre-miRNA molecule or it may be a heterologous promoter.

According to some embodiments of the invention, there is provided a nucleic
25 acid construct, comprising a polynucleotide at least about 80 %, at least about 85 % , at least about 90 %, at least about 95 % or more homologous to a nucleic acid sequence selected from the group consisting of a target gene of miR-171, a target gene of miR-172, a target gene of miR-399, a target gene of miR-854, a target gene of miR-894, a target gene of miR-160, a target gene of miR-166, a target gene of miR-390, a target
30 gene of ath-miR395a, a target gene of smo-miR408, a target gene of miR-397, a target gene of miR-477, a target gene of miR-528, a target gene of miR-530, a target gene of miR-535, a target gene of miR-855, a target gene of miR-894, a target gene of miR-896,

a target gene of miR-901 and a target gene of miR-1026, wherein the nucleic acid sequence is under a transcriptional control of at least one promoter capable of directing transcription of the polynucleotide in a host cell.

According to some embodiments of the invention, there is provided a nucleic acid construct, comprising a nucleic acid sequence for down-regulating an expression of a target gene of a microRNA or a precursor thereof, wherein the target gene of the microRNA is selected from the group consisting of a target gene of miR-156, a target gene of miR-169, a target gene of miR-164, a target gene of miR-159, a target gene of miR-167, a target gene of miR-529, a target gene of miR-168, a target gene of ppt-miR395, a target gene of sof-miR408a, a target gene of ath-miR408, a target gene of miR-1039, a target gene of miR-1091, a target gene of miR-1118, a target gene of miR-1134 and a target gene of miR-1129, wherein the nucleic acid sequence is under a transcriptional control of at least one promoter capable of directing transcription of the polynucleotide in a host cell.

According to a specific example of the present teachings, the target gene of miR-169 is a NF-YA8 protein.

According to some embodiments of the invention, there is provided a nucleic acid construct, comprising a nucleic acid sequence for down-regulating an expression of a microRNA or a precursor thereof, wherein the microRNA is selected from the group consisting of miR-171, miR-172, miR-399, miR-854, miR-894, miR-160, miR-166, miR-390, ath-miR395a, smo-miR408, miR-397, miR-477, miR-528, miR-530, miR-535, miR-855, miR-894, miR-896, miR-901 and miR-1026, wherein the nucleic acid sequence is under a transcriptional control of at least one promoter capable of directing transcription of the polynucleotide in a host cell.

According to a specific embodiment, the host cell comprises a plant cell.

Expressing the exogenous polynucleotides of the present invention (e.g. miRNA molecules, targets thereof, mimic sequences, downregulating agents) may be effected by transforming a cell of a plant with the exogenous polynucleotide.

The term "plant" as used herein encompasses whole plants, ancestors and progeny of the plants and plant parts, including seeds, shoots, stems, roots (including tubers), and plant cells, tissues and organs. The plant may be in any form including

suspension cultures, embryos, meristematic regions, callus tissue, leaves, gametophytes, sporophytes, pollen, and microspores.

As used herein the phrase "plant cell" refers to plant cells which are derived and isolated from disintegrated plant cell tissue or plant cell cultures.

5 As used herein the phrase "plant cell culture" refers to any type of native (naturally occurring) plant cells, plant cell lines and genetically modified plant cells, which are not assembled to form a complete plant, such that at least one biological structure of a plant is not present. Optionally, the plant cell culture of this aspect of the present invention may comprise a particular type of a plant cell or a plurality of
10 different types of plant cells. It should be noted that optionally plant cultures featuring a particular type of plant cell may be originally derived from a plurality of different types of such plant cells.

Any commercially or scientifically valuable plant is envisaged in accordance with these embodiments of the invention. Plants that are particularly useful in the
15 methods of the invention include all plants which belong to the superfamily Viridiplantae, in particular monocotyledonous and dicotyledonous plants including a fodder or forage legume, ornamental plant, food crop, tree, or shrub selected from the list comprising *Acacia* spp., *Acer* spp., *Actinidia* spp., *Aesculus* spp., *Agathis australis*, *Albizia amara*, *Alsophila tricolor*, *Andropogon* spp., *Arachis* spp., *Areca catechu*,
20 *Astelia fragrans*, *Astragalus cicer*, *Baikiaea plurijuga*, *Betula* spp., *Brassica* spp., *Bruguiera gymnorhiza*, *Burkea africana*, *Butea frondosa*, *Cadaba farinosa*, *Calliandra* spp., *Camellia sinensis*, *Canna indica*, *Capsicum* spp., *Cassia* spp., *Centroema pubescens*, *Chacoomeles* spp., *Cinnamomum cassia*, *Coffea arabica*, *Colophospermum mopane*, *Coronillia varia*, *Cotoneaster serotina*, *Crataegus* spp., *Cucumis* spp.,
25 *Cupressus* spp., *Cyathea dealbata*, *Cydonia oblonga*, *Cryptomeria japonica*, *Cymbopogon* spp., *Cynthea dealbata*, *Cydonia oblonga*, *Dalbergia monetaria*, *Davallia divaricata*, *Desmodium* spp., *Dicksonia squarosa*, *Dibeteropogon amplexans*, *Dioclea* spp., *Dolichos* spp., *Dorycnium rectum*, *Echinochloa pyramidalis*, *Ehaffia* spp., *Eleusine coracana*, *Eragrostis* spp., *Erythrina* spp., *Eucalyptus* spp., *Euclea schimperi*,
30 *Eulalia villosa*, *Pagopyrum* spp., *Feijoa sellowiana*, *Fragaria* spp., *Flemingia* spp., *Freycinetia banksii*, *Geranium thunbergii*, *GinAgo biloba*, *Glycine javanica*, *Gliricidia* spp., *Gossypium hirsutum*, *Grevillea* spp., *Guibourtia coleosperma*, *Hedysarum* spp.,

Hemaffhia altissima, Heteropogon contoffus, Hordeum vulgare, Hyparrhenia rufa, Hypericum erectum, Hypeffhelia dissolute, Indigo incamata, Iris spp., Leptarrhena pyrolifolia, Lespediza spp., Lettuca spp., Leucaena leucocephala, Loudetia simplex, Lotonus bainesli, Lotus spp., Macrotyloma axillare, Malus spp., Manihot esculenta, 5 Medicago saliva, Metasequoia glyptostroboides, Musa sapientum, Nicotianum spp., Onobrychis spp., Ornithopus spp., Oryza spp., Peltophorum africanum, Pennisetum spp., Persea gratissima, Petunia spp., Phaseolus spp., Phoenix canariensis, Phormium cookianum, Photinia spp., Picea glauca, Pinus spp., Pisum sativam, Podocarpus totara, Pogonarthria fleckii, Pogonaffhria squarrosa, Populus spp., Prosopis cineraria, 10 Pseudotsuga menziesii, Pterolobium stellatum, Pyrus communis, Quercus spp., Rhamphiolepis umbellata, Rhopalostylis sapida, Rhus natalensis, Ribes grossularia, Ribes spp., Robinia pseudoacacia, Rosa spp., Rubus spp., Salix spp., Schyzachyrium sanguineum, Sciadopitys vefficillata, Sequoia sempervirens, Sequoiadendron giganteum, Sorghum bicolor, Spinacia spp., Sporobolus fimbriatus, Stiburus 15 alopecuroides, Stylosanthos humilis, Tadehagi spp, Taxodium distichum, Themeda triandra, Trifolium spp., Triticum spp., Tsuga heterophylla, Vaccinium spp., Vicia spp., Vitis vinifera, Watsonia pyramidata, Zantedeschia aethiopica, Zea mays, amaranth, artichoke, asparagus, broccoli, Brussels sprouts, cabbage, canola, carrot, cauliflower, celery, collard greens, flax, kale, lentil, oilseed rape, okra, onion, potato, rice, soybean, 20 straw, sugar beet, sugar cane, sunflower, tomato, squash tea, maize, wheat, barely, rye, oat, peanut, pea, lentil and alfalfa, cotton, rapeseed, canola, pepper, sunflower, tobacco, eggplant, eucalyptus, a tree, an ornamental plant, a perennial grass and a forage crop. Alternatively algae and other non-Viridiplantae can be used for the methods of the present invention.

25 According to some embodiments of the invention, the plant used by the method of the invention is a crop plant including, but not limited to, cotton, Brassica vegetables, oilseed rape, sesame, olive tree, palm oil, banana, wheat, corn or maize, barley, alfalfa, peanuts, sunflowers, rice, oats, sugarcane, soybean, turf grasses, barley, rye, sorghum, sugar cane, chicory, lettuce, tomato, zucchini, bell pepper, eggplant, cucumber, melon, 30 watermelon, beans, hibiscus, okra, apple, rose, strawberry, chile, garlic, pea, lentil , canola, mums, arabidopsis, broccoli, cabbage, beet, quinoa, spinach, squash, onion, leek, tobacco, potato, sugarbeet, papaya, pineapple, mango, Arabidopsis thaliana, and

also plants used in horticulture, floriculture or forestry, such as, but not limited to, poplar, fir, eucalyptus, pine, an ornamental plant, a perennial grass and a forage crop, coniferous plants, moss, algae, as well as other plants listed in World Wide Web (dot) nationmaster (dot) com/encyclopedia/Plantae.

5 According to a specific embodiment of the present invention, the plant comprises corn.

 According to a specific embodiment of the present invention, the plant comprises sorghum.

 According to some embodiments of the invention, there is provided a plant cell
10 exogenously expressing the polynucleotide of some embodiments of the invention, the nucleic acid construct of some embodiments of the invention and/or the polypeptide of some embodiments of the invention.

 According to some embodiments of the invention, expressing the exogenous polynucleotide of the invention within the plant is effected by transforming one or more
15 cells of the plant with the exogenous polynucleotide, followed by generating a mature plant from the transformed cells and cultivating the mature plant under conditions suitable for expressing the exogenous polynucleotide within the mature plant.

 According to some embodiments of the invention, the transformation is effected by introducing to the plant cell a nucleic acid construct which includes the exogenous
20 polynucleotide of some embodiments of the invention and at least one promoter capable of directing transcription of the exogenous polynucleotide in the plant cell. Further details of suitable transformation approaches are provided herein below.

 Exemplary nucleic acid constructs which have been constructed and used for plant transformation by the present inventor include pORE156, pORE164, pORE167
25 and pORE169, which were all constructed by ligating the appropriate DNA fragments into the pORE E2 binary vector (Accession number: AY562535) under the transcriptional control of a promoter. The following nucleic acid sequences were used, respectively, therein: ath-miR156a (SEQ ID NO: 191), ath-miR164a (SEQ ID NO: 192), ath-miR167a (SEQ ID NO: 193), and ath-miR169a (SEQ ID NO: 12), as
30 described in detail in Example 5 of the Examples section which follows.

A coding nucleic acid sequence is "operably linked" to a regulatory sequence (e.g., promoter) if the regulatory sequence is capable of exerting a regulatory effect on the coding sequence linked thereto.

As used herein, the term "promoter" denotes any DNA which is recognized and bound (directly or indirectly) by a DNA-dependent RNA-polymerase during initiation of transcription. The promoter controls where (e.g., which portion of a plant) and/or when (e.g., at which stage or condition in the lifetime of an organism) the gene is expressed. Thus, a promoter includes the transcription initiation site, and binding sites for transcription initiation factors and RNA polymerase, and can comprise various other sites (e.g., enhancers), at which gene expression regulatory proteins may bind.

The term "regulatory sequence", as used herein, means any DNA, that is involved in driving transcription and controlling (i.e., regulating) the timing and level of transcription of a given DNA sequence, such as a DNA coding for a protein or polypeptide. For example, a 5' regulatory region (or "promoter region") is a DNA sequence located upstream (i.e., 5') of a coding sequence and which comprises the promoter and the 5'-untranslated leader sequence. A 3' regulatory region is a DNA sequence located downstream (i.e., 3') of the coding sequence and which comprises suitable transcription termination (and/or regulation) signals, including one or more polyadenylation signals.

For the purpose of the invention, the promoter is a plant-expressible promoter. As used herein, the term "plant-expressible promoter" means a DNA sequence which is capable of controlling (initiating) transcription in a plant cell. This includes any promoter of plant origin, but also any promoter of non-plant origin which is capable of directing transcription in a plant cell, i.e., certain promoters of viral or bacterial origin. Thus, any suitable promoter sequence can be used by the nucleic acid construct of the present invention. According to some embodiments of the invention, the promoter is a constitutive promoter, a tissue-specific promoter or an inducible promoter (e.g. an abiotic stress-inducible promoter).

Suitable constitutive promoters include, for example, hydroperoxide lyase (HPL) promoter, CaMV 35S promoter (Odell et al, Nature 313:810-812, 1985); Arabidopsis At6669 promoter (see PCT Publication No. WO04081173A2); Arabidopsis new At6669 promoter; maize Ubi 1 (Christensen et al., Plant Sol. Biol. 18:675-689,

1992); rice actin (McElroy et al., *Plant Cell* 2:163-171, 1990); pEMU (Last et al, *Theor. Appl. Genet.* 81 :581-588, 1991); CaMV 19S (Nilsson et al, *Physiol. Plant* 100:456-462, 1997); GOS2 (de Pater et al, *Plant J Nov*;2(6):837-44, 1992); ubiquitin (Christensen et al, *Plant Mol. Biol.* 18: 675-689, 1992); Rice cyclophilin (Bucholz et al, *Plant Mol Biol.* 25(5):837-43, 1994); Maize H3 histone (Lepetit et al, *Mol. Gen. Genet.* 231 : 276-285, 1992); Actin 2 (An et al, *Plant J.* 10(1);107-121, 1996) and Synthetic Super MAS (Ni et al., *The Plant Journal* 7: 661-76, 1995). Other constitutive promoters include those in U.S. Pat. Nos. 5,659,026, 5,608,149; 5,608,144; 5,604,121; 5,569,597; 5,466,785; 5,399,680; 5,268,463; and 5,608,142.

10 Suitable tissue-specific promoters include, but not limited to, leaf-specific promoters [such as described, for example, by Yamamoto et al., *Plant J.* 12:255-265, 1997; Kwon et al., *Plant Physiol.* 105:357-67, 1994; Yamamoto et al., *Plant Cell Physiol.* 35:773-778, 1994; Gotor et al., *Plant J.* 3:509-18, 1993; Orozco et al., *Plant Mol. Biol.* 23:1129-1138, 1993; and Matsuoka et al., *Proc. Natl. Acad. Sci. USA* 15 90:9586-9590, 1993], seed-preferred promoters [e.g., from seed specific genes (Simon, et al., *Plant Mol. Biol.* 5. 191, 1985; Scofield, et al., *J. Biol. Chem.* 262: 12202, 1987; Baszczynski, et al., *Plant Mol. Biol.* 14: 633, 1990), Brazil Nut albumin (Pearson' et al., *Plant Mol. Biol.* 18: 235- 245, 1992), legumin (Ellis, et al. *Plant Mol. Biol.* 10: 203-214, 1988), Glutelin (rice) (Takaiwa, et al., *Mol. Gen. Genet.* 208: 15-22, 1986; 20 Takaiwa, et al., *FEBS Letts.* 221 : 43-47, 1987), Zein (Matzke et al., *Plant Mol Biol.* 143)323-32 1990), napA (Stalberg, et al., *Planta* 199: 515-519, 1996), Wheat SPA (Albani et al., *Plant Cell*, 9: 171- 184, 1997), sunflower oleosin (Cummins, et al., *Plant Mol. Biol.* 19: 873- 876, 1992)], endosperm specific promoters [e.g., wheat LMW and HMW, glutenin-1 (*Mol Gen Genet* 216:81-90, 1989; *NAR* 17:461-2), wheat a, b and g 25 gliadins (*EMBO*3: 1409-15, 1984), Barley ltr1 promoter, barley B1, C, D hordein (*Theor Appl Gen* 98:1253-62, 1999; *Plant J* 4:343-55, 1993; *Mol Gen Genet* 250:750- 60, 1996), Barley DOF (Mena et al., *The Plant Journal*, 116(1): 53- 62, 1998), Biz2 (EP99106056.7), Synthetic promoter (Vicente-Carbajosa et al., *Plant J.* 13: 629-640, 1998), rice prolamin NRP33, rice -globulin GIb-I (Wu et al., *Plant Cell Physiology* 30 39(8) 885- 889, 1998), rice alpha-globulin REB/OHP-1 (Nakase et al. *Plant Mol. Biol.* 33: 513-S22, 1997), rice ADP-glucose PP (*Trans Res* 6:157-68, 1997), maize ESR gene family (*Plant J* 12:235-46, 1997), sorghum gamma- kafirin (*PMB* 32:1029-35, 1996);

e.g., the Napin promoter], embryo specific promoters [e.g., rice OSH1 (Sato et al, Proc. Natl. Acad. Sci. USA, 93: 8117-8122), KNOX (Postma-Haarsma et al, Plant Mol. Biol. 39:257-71, 1999), rice oleosin (Wu et al, J. Biochem., 123:386, 1998)], and flower-specific promoters [e.g., AtPRP4, chalcone synthase (chsA) (Van der Meer, et al., Plant Mol. Biol. 15, 95-109, 1990), LAT52 (Twell et al., Mol. Gen. Genet. 217:240-245; 1989), apetala- 3].

Suitable abiotic stress-inducible promoters include, but not limited to, salt-inducible promoters such as RD29A (Yamaguchi-Shinozaki et al., Mol. Gen. Genet. 236:331-340, 1993); drought-inducible promoters such as maize rab17 gene promoter (Pia et al., Plant Mol. Biol. 21:259-266, 1993), maize rab28 gene promoter (Busk et al., Plant J. 11 :1285-1295, 1997) and maize Ivr2 gene promoter (Pelleschi et al., Plant Mol. Biol. 39:373-380, 1999); heat-inducible promoters such as heat tomato hsp80-promoter from tomato (U.S. Pat. No. 5,187,267).

The nucleic acid construct of some embodiments of the invention can further include an appropriate selectable marker and/or an origin of replication. According to some embodiments of the invention, the nucleic acid construct utilized is a shuttle vector, which can propagate both in *E. coli* (wherein the construct comprises an appropriate selectable marker and origin of replication) and be compatible with propagation in cells. The construct according to some embodiments of the invention can be, for example, a plasmid, a bacmid, a phagemid, a cosmid, a phage, a virus or an artificial chromosome.

The nucleic acid construct of some embodiments of the invention can be utilized to stably or transiently transform plant cells. In stable transformation, the exogenous polynucleotide is integrated into the plant genome and as such it represents a stable and inherited trait. In transient transformation, the exogenous polynucleotide is expressed by the cell transformed but it is not integrated into the genome and as such it represents a transient trait.

When naked RNA or DNA is introduced into a cell, the polynucleotides may be synthesized using any method known in the art, including either enzymatic syntheses or solid-phase syntheses. These are especially useful in the case of short polynucleotide sequences with or without modifications as explained above. Equipment and reagents for executing solid-phase synthesis are commercially available from, for example, Applied

Biosystems. Any other means for such synthesis may also be employed; the actual synthesis of the oligonucleotides is well within the capabilities of one skilled in the art and can be accomplished via established methodologies as detailed in, for example: Sambrook, J. and Russell, D. W. (2001), "Molecular Cloning: A Laboratory Manual"; Ausubel, R. M. et al., eds. (1994, 1989), "Current Protocols in Molecular Biology," Volumes I-III, John Wiley & Sons, Baltimore, Maryland; Perbal, B. (1988), "A Practical Guide to Molecular Cloning," John Wiley & Sons, New York; and Gait, M. J., ed. (1984), "Oligonucleotide Synthesis"; utilizing solid-phase chemistry, e.g. cyanoethyl phosphoramidite followed by deprotection, desalting, and purification by, for example, an automated trityl-on method or HPLC.

There are various methods of introducing foreign genes into both monocotyledonous and dicotyledonous plants (Potrykus, L, *Annu. Rev. Plant. Physiol. Plant. Mol. Biol.* (1991) 42:205-225; Shimamoto et al., *Nature* (1989) 338:274-276).

The principle methods of causing stable integration of exogenous DNA into plant genomic DNA include two main approaches:

(i) *Agrobacterium*-mediated gene transfer (e.g., T-DNA using *Agrobacterium tumefaciens* or *Agrobacterium rhizogenes*); see for example, Klee et al. (1987) *Annu. Rev. Plant Physiol.* 38:467-486; Klee and Rogers in *Cell Culture and Somatic Cell Genetics of Plants*, Vol. 6, *Molecular Biology of Plant Nuclear Genes*, eds. Schell, J., and Vasil, L. K., Academic Publishers, San Diego, Calif. (1989) p. 2- 25; Gatenby, in *Plant Biotechnology*, eds. Kung, S, and Arntzen, C. J., Butterworth Publishers, Boston, Mass. (1989) p. 93-112.

(ii) Direct DNA uptake: Paszkowski et al., in *Cell Culture and Somatic Cell Genetics of Plants*, Vol. 6, *Molecular Biology of Plant Nuclear Genes* eds. Schell, J., and Vasil, L. K., Academic Publishers, San Diego, Calif. (1989) p. 52-68; including methods for direct uptake of DNA into protoplasts, Toriyama, K. et al. (1988) *Bio/Technology* 6:1072-1074. DNA uptake induced by brief electric shock of plant cells: Zhang et al. *Plant Cell Rep.* (1988) 7:379-384. Fromm et al. *Nature* (1986) 319:791-793. DNA injection into plant cells or tissues by particle bombardment, Klein et al. *Bio/Technology* (1988) 6:559-563; McCabe et al. *Bio/Technology* (1988) 6:923-926; Sanford, *Physiol. Plant.* (1990) 79:206-209; by the use of micropipette systems: Neuhaus et al., *Theor. Appl. Genet.* (1987) 75:30-36; Neuhaus and Spangenberg,

Physiol. Plant. (1990) 79:213-217; glass fibers or silicon carbide whisker transformation of cell cultures, embryos or callus tissue, U.S. Pat. No. 5,464,765 or by the direct incubation of DNA with germinating pollen, DeWet et al. in Experimental Manipulation of Ovule Tissue, eds. Chapman, G. P. and Mantell, S. H. and Daniels, W. Longman, London, (1985) p. 197-209; and Ohta, Proc. Natl. Acad. Sci. USA (1986) 83:715-719.

The Agrobacterium system includes the use of plasmid vectors that contain defined DNA segments that integrate into the plant genomic DNA. Methods of inoculation of the plant tissue vary depending upon the plant species and the Agrobacterium delivery system. A widely used approach is the leaf disc procedure which can be performed with any tissue explant that provides a good source for initiation of whole plant differentiation. See, e.g., Horsch et al. in Plant Molecular Biology Manual A5, Kluwer Academic Publishers, Dordrecht (1988) p. 1-9. A supplementary approach employs the Agrobacterium delivery system in combination with vacuum infiltration. The Agrobacterium system is especially viable in the creation of transgenic dicotyledonous plants.

According to a specific embodiment of the present invention, the exogenous polynucleotide is introduced into the plant by infecting the plant with a bacteria, such as using a floral dip transformation method (as described in further detail in Example 5, of the Examples section which follows).

There are various methods of direct DNA transfer into plant cells. In electroporation, the protoplasts are briefly exposed to a strong electric field. In microinjection, the DNA is mechanically injected directly into the cells using very small micropipettes. In microparticle bombardment, the DNA is adsorbed on microprojectiles such as magnesium sulfate crystals or tungsten particles, and the microprojectiles are physically accelerated into cells or plant tissues.

Following stable transformation plant propagation is exercised. The most common method of plant propagation is by seed. Regeneration by seed propagation, however, has the deficiency that due to heterozygosity there is a lack of uniformity in the crop, since seeds are produced by plants according to the genetic variances governed by Mendelian rules. Basically, each seed is genetically different and each will grow with its own specific traits. Therefore, it is preferred that the transformed plant be produced such that the regenerated plant has the identical traits and characteristics of the

parent transgenic plant. For this reason it is preferred that the transformed plant be regenerated by micropropagation which provides a rapid, consistent reproduction of the transformed plants.

Micropropagation is a process of growing new generation plants from a single
5 piece of tissue that has been excised from a selected parent plant or cultivar. This process permits the mass reproduction of plants having the preferred tissue expressing the fusion protein. The new generation plants which are produced are genetically identical to, and have all of the characteristics of, the original plant. Micropropagation allows mass production of quality plant material in a short period of time and offers a
10 rapid multiplication of selected cultivars in the preservation of the characteristics of the original transgenic or transformed plant. The advantages of cloning plants are the speed of plant multiplication and the quality and uniformity of plants produced.

Micropropagation is a multi-stage procedure that requires alteration of culture medium or growth conditions between stages. Thus, the micropropagation process
15 involves four basic stages: Stage one, initial tissue culturing; stage two, tissue culture multiplication; stage three, differentiation and plant formation; and stage four, greenhouse culturing and hardening. During stage one, initial tissue culturing, the tissue culture is established and certified contaminant- free. During stage two, the initial tissue culture is multiplied until a sufficient number of tissue samples are produced to meet
20 production goals. During stage three, the tissue samples grown in stage two are divided and grown into individual plantlets. At stage four, the transformed plantlets are transferred to a greenhouse for hardening where the plants' tolerance to light is gradually increased so that it can be grown in the natural environment.

Although stable transformation is presently preferred, transient transformation of
25 leaf cells, meristematic cells or the whole plant is also envisaged by the present invention.

Transient transformation can be effected by any of the direct DNA transfer methods described above or by viral infection using modified plant viruses.

Viruses that have been shown to be useful for the transformation of plant hosts
30 include CaMV, Tobacco mosaic virus (TMV), brome mosaic virus (BMV) and Bean Common Mosaic Virus (BV or BCMV). Transformation of plants using plant viruses is described in U.S. Pat. No. 4,855,237 (bean golden mosaic virus; BGV), EP-A 67,553

(TMV), Japanese Published Application No. 63-14693 (TMV), EPA 194,809 (BV), EPA 278,667 (BV); and Gluzman, Y. et al., *Communications in Molecular Biology: Viral Vectors*, Cold Spring Harbor Laboratory, New York, pp. 172-189 (1988). Pseudovirus particles for use in expressing foreign DNA in many hosts, including plants are described in WO 87/06261. According to some embodiments of the invention, the virus used for transient transformations is avirulent and thus is incapable of causing severe symptoms such as reduced growth rate, mosaic, ring spots, leaf roll, yellowing, streaking, pox formation, tumor formation and pitting. A suitable avirulent virus may be a naturally occurring avirulent virus or an artificially attenuated virus. Virus attenuation may be effected by using methods well known in the art including, but not limited to, sub-lethal heating, chemical treatment or by directed mutagenesis techniques such as described, for example, by Kurihara and Watanabe (*Molecular Plant Pathology* 4:259-269, 2003), Galon et al. (1992), Atreya et al. (1992) and Huet et al. (1994).

Suitable virus strains can be obtained from available sources such as, for example, the American Type Culture Collection (ATCC) or by isolation from infected plants. Isolation of viruses from infected plant tissues can be effected by techniques well known in the art such as described, for example by Foster and Tatlor, Eds. "*Plant Virology Protocols: From Virus Isolation to Transgenic Resistance (Methods in Molecular Biology (Humana Pr), Vol 81)*", Humana Press, 1998. Briefly, tissues of an infected plant believed to contain a high concentration of a suitable virus, preferably young leaves and flower petals, are ground in a buffer solution (e.g., phosphate buffer solution) to produce a virus infected sap which can be used in subsequent inoculations.

Construction of plant RNA viruses for the introduction and expression of non-viral exogenous polynucleotide sequences in plants is demonstrated by the above references as well as by Dawson, W. O. et al, *Virology* (1989) 172:285-292; Takamatsu et al. *EMBO J.* (1987) 6:307-311; French et al. *Science* (1986) 231 :1294-1297; Takamatsu et al. *FEBS Letters* (1990) 269:73-76; and U.S. Pat. No. 5,316,931.

When the virus is a DNA virus, suitable modifications can be made to the virus itself. Alternatively, the virus can first be cloned into a bacterial plasmid for ease of constructing the desired viral vector with the foreign DNA. The virus can then be excised from the plasmid. If the virus is a DNA virus, a bacterial origin of replication can be attached to the viral DNA, which is then replicated by the bacteria.

Transcription and translation of this DNA will produce the coat proteins which will encapsidate the viral DNA. If the virus is an RNA virus, the virus is generally cloned as a cDNA and inserted into a plasmid. The plasmid is then used to make all of the constructions. The RNA virus is then produced by transcribing the viral sequence of the plasmid and translation of the viral genes to produce the coat protein(s) which
5 encapsidate the viral RNA.

In one embodiment, a plant viral nucleic acid is provided in which the native coat protein coding sequence has been deleted from a viral nucleic acid, a non-native plant viral coat protein coding sequence and a non-native promoter, preferably the
10 subgenomic promoter of the non-native coat protein coding sequence, capable of expression in the plant host, packaging of the recombinant plant viral nucleic acid, and ensuring a systemic infection of the host by the recombinant plant viral nucleic acid, has been inserted. Alternatively, the coat protein gene may be inactivated by insertion of the non-native nucleic acid sequence within it, such that a protein is produced. The
15 recombinant plant viral nucleic acid may contain one or more additional non-native subgenomic promoters. Each non-native subgenomic promoter is capable of transcribing or expressing adjacent genes or nucleic acid sequences in the plant host and incapable of recombination with each other and with native subgenomic promoters. Non-native (foreign) nucleic acid sequences may be inserted adjacent the native plant
20 viral subgenomic promoter or the native and a non-native plant viral subgenomic promoters if more than one nucleic acid sequence is included. The non-native nucleic acid sequences are transcribed or expressed in the host plant under control of the subgenomic promoter to produce the desired products.

In a second embodiment, a recombinant plant viral nucleic acid is provided as in
25 the first embodiment except that the native coat protein coding sequence is placed adjacent one of the non-native coat protein subgenomic promoters instead of a non-native coat protein coding sequence.

In a third embodiment, a recombinant plant viral nucleic acid is provided in which the native coat protein gene is adjacent its subgenomic promoter and one or more
30 non-native subgenomic promoters have been inserted into the viral nucleic acid. The inserted non-native subgenomic promoters are capable of transcribing or expressing adjacent genes in a plant host and are incapable of recombination with each other and

with native subgenomic promoters. Non-native nucleic acid sequences may be inserted adjacent the non-native subgenomic plant viral promoters such that the sequences are transcribed or expressed in the host plant under control of the subgenomic promoters to produce the desired product.

5 In a fourth embodiment, a recombinant plant viral nucleic acid is provided as in the third embodiment except that the native coat protein coding sequence is replaced by a non-native coat protein coding sequence.

The viral vectors are encapsidated by the coat proteins encoded by the recombinant plant viral nucleic acid to produce a recombinant plant virus. The recombinant plant viral nucleic acid or recombinant plant virus is used to infect
10 appropriate host plants. The recombinant plant viral nucleic acid is capable of replication in the host, systemic spread in the host, and transcription or expression of foreign gene(s) (isolated nucleic acid) in the host to produce the desired protein.

In addition to the above, the nucleic acid molecule of the present invention can
15 also be introduced into a chloroplast genome thereby enabling chloroplast expression.

A technique for introducing exogenous nucleic acid sequences to the genome of the chloroplasts is known. This technique involves the following procedures. First, plant cells are chemically treated so as to reduce the number of chloroplasts per cell to about one. Then, the exogenous nucleic acid is introduced via particle bombardment
20 into the cells with the aim of introducing at least one exogenous nucleic acid molecule into the chloroplasts. The exogenous nucleic acid is selected such that it is integratable into the chloroplast's genome via homologous recombination which is readily effected by enzymes inherent to the chloroplast. To this end, the exogenous nucleic acid includes, in addition to a gene of interest, at least one nucleic acid stretch which is
25 derived from the chloroplast's genome. In addition, the exogenous nucleic acid includes a selectable marker, which serves by sequential selection procedures to ascertain that all or substantially all of the copies of the chloroplast genomes following such selection will include the exogenous nucleic acid. Further details relating to this technique are found in U.S. Pat. Nos. 4,945,050; and 5,693,507 which are incorporated herein by
30 reference. A polypeptide can thus be produced by the protein expression system of the chloroplast and become integrated into the chloroplast's inner membrane.

Since tolerance to abiotic stress as well as yield, vigor or biomass of the plant can involve multiple genes acting additively or in synergy (see, for example, in Quesda et al., *Plant Physiol.* 130:951-063, 2002), the invention also envisages expressing a plurality of exogenous polynucleotides in a single host plant to thereby achieve superior effect on tolerance to abiotic stress, yield, vigor and biomass of the plant.

Expressing a plurality of exogenous polynucleotides in a single host plant can be effected by co-introducing multiple nucleic acid constructs, each including a different exogenous polynucleotide, into a single plant cell. The transformed cell can then be regenerated into a mature plant using the methods described hereinabove. Alternatively, expressing a plurality of exogenous polynucleotides in a single host plant can be effected by co-introducing into a single plant-cell a single nucleic-acid construct including a plurality of different exogenous polynucleotides. Such a construct can be designed with a single promoter sequence which can transcribe a polycistronic messenger RNA including all the different exogenous polynucleotide sequences. To enable co-translation of the different polypeptides encoded by the polycistronic messenger RNA, the polynucleotide sequences can be inter-linked via an internal ribosome entry site (IRES) sequence which facilitates translation of polynucleotide sequences positioned downstream of the IRES sequence. In this case, a transcribed polycistronic RNA molecule encoding the different polypeptides described above will be translated from both the capped 5' end and the two internal IRES sequences of the polycistronic RNA molecule to thereby produce in the cell all different polypeptides. Alternatively, the construct can include several promoter sequences each linked to a different exogenous polynucleotide sequence.

The plant cell transformed with the construct including a plurality of different exogenous polynucleotides can be regenerated into a mature plant, using the methods described hereinabove.

Alternatively, expressing a plurality of exogenous polynucleotides can be effected by introducing different nucleic acid constructs, including different exogenous polynucleotides, into a plurality of plants. The regenerated transformed plants can then be cross-bred and resultant progeny selected for superior yield (e.g., tolerance to abiotic stress), using conventional plant breeding techniques.

According to some embodiments of the invention, the plant expressing the exogenous polynucleotide(s) is grown under non-stress or normal conditions (e.g., biotic conditions and/or conditions with sufficient water, nutrients such as nitrogen and fertilizer). Such conditions, which depend on the plant being grown, are known to those skilled in the art of agriculture, and are further, described above.

According to some embodiments of the invention, the method further comprises growing the plant expressing the exogenous polynucleotide(s) under abiotic stress. Non-limiting examples of abiotic stress conditions include, water deprivation, drought, excess of water (e.g., flood, waterlogging), freezing, low temperature, high temperature, strong winds, heavy metal toxicity, anaerobiosis, nutrient deficiency, nutrient excess, salinity, atmospheric pollution, intense light, insufficient light, or UV irradiation, etiolation and atmospheric pollution.

Thus, the invention encompasses plants exogenously expressing the polynucleotide(s), the nucleic acid constructs and/or polypeptide(s) of the invention. Once expressed within the plant cell or the entire plant, the level of the polypeptide encoded by the exogenous polynucleotide can be determined by methods well known in the art such as, activity assays, Western blots using antibodies capable of specifically binding the polypeptide, Enzyme-Linked Immuno Sorbent Assay (ELISA), radio-immuno-assays (RIA), immunohistochemistry, immunocytochemistry, immunofluorescence and the like.

Methods of determining the level in the plant of the RNA transcribed from the exogenous polynucleotide are well known in the art and include, for example, Northern blot analysis, reverse transcription polymerase chain reaction (RT-PCR) analysis (including quantitative, semi-quantitative or real-time RT-PCR) and RNA-m situ hybridization.

The sequence information and annotations uncovered by the present teachings can be harnessed in favor of classical breeding. Thus, sub-sequence data of those polynucleotides described above, can be used as markers for marker assisted selection (MAS), in which a marker is used for indirect selection of a genetic determinant or determinants of a trait of interest (e.g., tolerance to abiotic stress). Nucleic acid data of the present teachings (DNA or RNA sequence) may contain or be linked to polymorphic sites or genetic markers on the genome such as restriction fragment length

polymorphism (RFLP), microsatellites and single nucleotide polymorphism (SNP), DNA fingerprinting (DFP), amplified fragment length polymorphism (AFLP), expression level polymorphism, polymorphism of the encoded polypeptide and any other polymorphism at the DNA or RNA sequence.

5 Examples of marker assisted selections include, but are not limited to, selection for a morphological trait (e.g., a gene that affects form, coloration, male sterility or resistance such as the presence or absence of awn, leaf sheath coloration, height, grain color, aroma of rice); selection for a biochemical trait (e.g., a gene that encodes a protein that can be extracted and observed; for example, isozymes and storage proteins);
10 selection for a biological trait (e.g., pathogen races or insect biotypes based on host pathogen or host parasite interaction can be used as a marker since the genetic constitution of an organism can affect its susceptibility to pathogens or parasites).

The polynucleotides and polypeptides described hereinabove can be used in a wide range of economical plants, in a safe and cost effective manner.

15 Plant lines exogenously expressing the polynucleotide or the polypeptide of the invention can be screened to identify those that show the greatest increase of the desired plant trait.

 Thus, according to an additional embodiment of the present invention, there is provided a method of evaluating a trait of a plant, the method comprising: (a)
20 expressing in a plant or a portion thereof the nucleic acid construct; and (b) evaluating a trait of a plant as compared to a wild type plant of the same type; thereby evaluating the trait of the plant.

 Thus, the effect of the transgene (the exogenous polynucleotide encoding the polypeptide) on different plant characteristics may be determined any method known to
25 one of ordinary skill in the art.

 Thus, for example, tolerance to abiotic stress may be compared in transformed plants {i.e., expressing the transgene) compared to non-transformed (wild type) plants exposed to the same abiotic stress conditions (e.g. water deprivation, salt stress e.g. salinity, suboptimal temperature, nutrient deficiency, nutrient excess, osmotic stress,
30 and the like), using the following assays (also described in Examples 7 of the Examples section which follows):

Drought tolerance assay - Soil-based drought screens are performed with plants overexpressing the polynucleotides detailed above. Seeds from control Arabidopsis plants, or other transgenic plants overexpressing the polypeptide of the invention are germinated and transferred to pots. Drought stress is obtained after irrigation is ceased.

5 Transgenic and control plants are compared to each other when the majority of the control plants develop severe wilting. Plants are re-watered after obtaining a significant fraction of the control plants displaying a severe wilting. Plants are ranked comparing to controls for each of two criteria: tolerance to the drought conditions and recovery (survival) following re-watering.

10 Quantitative parameters of tolerance measured include, but are not limited to, the average wet and dry weight, growth rate, leaf size, leaf coverage (overall leaf area), the weight of the seeds yielded, the average seed size and the number of seeds produced per plant. Transformed plants not exhibiting substantial physiological and/or morphological effects, or exhibiting higher biomass than wild-type plants, are identified

15 as drought stress tolerant plants

Salinity tolerance assay - Transgenic plants with tolerance to high salt concentrations are expected to exhibit better germination, seedling vigor or growth in high salt. Salt stress can be effected in many ways such as, for example, by irrigating the plants with a hyperosmotic solution, by cultivating the plants hydroponically in a

20 hyperosmotic growth solution (e.g., Hoagland solution with added salt), or by culturing the plants in a hyperosmotic growth medium [e.g., 50 % Murashige-Skoog medium (MS medium) with added salt]. Since different plants vary considerably in their tolerance to salinity, the salt concentration in the irrigation water, growth solution, or growth medium can be adjusted according to the specific characteristics of the specific

25 plant cultivar or variety, so as to inflict a mild or moderate effect on the physiology and/or morphology of the plants (for guidelines as to appropriate concentration see, Bernstein and Kafkafi, Root Growth Under Salinity Stress In: Plant Roots, The Hidden Half 3rd ed. Waisel Y, Eshel A and Kafkafi U. (editors) Marcel Dekker Inc., New York, 2002, and reference therein).

30 For example, a salinity tolerance test can be performed by irrigating plants at different developmental stages with increasing concentrations of sodium chloride (for example 50 mM, 150 mM, 300 mM NaCl) applied from the bottom and from above to

ensure even dispersal of salt. Following exposure to the stress condition the plants are frequently monitored until substantial physiological and/or morphological effects appear in wild type plants. Thus, the external phenotypic appearance, degree of chlorosis and overall success to reach maturity and yield progeny are compared between control and transgenic plants. Quantitative parameters of tolerance measured include, but are not limited to, the average wet and dry weight, growth rate, leaf size, leaf coverage (overall leaf area), the weight of the seeds yielded, the average seed size and the number of seeds produced per plant. Transformed plants not exhibiting substantial physiological and/or morphological effects, or exhibiting higher biomass than wild-type plants, are identified as abiotic stress tolerant plants.

Osmotic tolerance test - Osmotic stress assays (including sodium chloride and PEG assays) are conducted to determine if an osmotic stress phenotype was sodium chloride-specific or if it was a general osmotic stress related phenotype. Plants which are tolerant to osmotic stress may have more tolerance to drought and/or freezing. For salt and osmotic stress experiments, the medium is supplemented for example with 50 mM, 100 mM, 200 mM NaCl or 15 %, 20 % or 25 % PEG.

Cold stress tolerance - One way to analyze cold stress is as follows. Mature (25 day old) plants are transferred to 4 °C chambers for 1 or 2 weeks, with constitutive light. Later on plants are moved back to greenhouse. Two weeks later damages from chilling period, resulting in growth retardation and other phenotypes, are compared between control and transgenic plants, by measuring plant weight (wet and dry), and by comparing growth rates measured as time to flowering, plant size, yield, and the like.

Heat stress tolerance - One way to measure heat stress tolerance is by exposing the plants to temperatures above 34 °C for a certain period. Plant tolerance is examined after transferring the plants back to 22 °C for recovery and evaluation after 5 days relative to internal controls (non-transgenic plants) or plants not exposed to neither cold or heat stress.

The biomass, vigor and yield of the plant can also be evaluated using any method known to one of ordinary skill in the art. Thus, for example, plant vigor can be calculated by the increase in growth parameters such as leaf area, fiber length, rosette diameter, plant fresh weight and the like per time.

As mentioned, the increase of plant yield can be determined by various parameters. For example, increased yield of rice may be manifested by an increase in one or more of the following: number of plants per growing area, number of panicles per plant, number of spikelets per panicle, number of flowers per panicle, increase in the seed filling rate, increase in thousand kernel weight (1000-weight), increase oil content per seed, increase starch content per seed, among others. An increase in yield may also result in modified architecture, or may occur because of modified architecture. Similarly, increased yield of soybean may be manifested by an increase in one or more of the following: number of plants per growing area, number of pods per plant, number of seeds per pod, increase in the seed filling rate, increase in thousand seed weight (1000-weight), reduce pod shattering, increase oil content per seed, increase protein content per seed, among others. An increase in yield may also result in modified architecture, or may occur because of modified architecture.

Thus, the present invention is of high agricultural value for increasing tolerance of plants to abiotic stress as well as promoting the yield, biomass and vigor of commercially desired crops.

According to another embodiment of the present invention, there is provided a food or feed comprising the plants or a portion thereof of the present invention.

In a further aspect the invention, the transgenic plants of the present invention or parts thereof are comprised in a food or feed product (e.g., dry, liquid, paste). A food or feed product is any ingestible preparation containing the transgenic plants, or parts thereof, of the present invention, or preparations made from these plants. Thus, the plants or preparations are suitable for human (or animal) consumption, i.e. the transgenic plants or parts thereof are more readily digested. Feed products of the present invention further include a oil or a beverage adapted for animal consumption.

It will be appreciated that the transgenic plants, or parts thereof, of the present invention may be used directly as feed products or alternatively may be incorporated or mixed with feed products for consumption. Furthermore, the food or feed products may be processed or used as is. Exemplary feed products comprising the transgenic plants, or parts thereof, include, but are not limited to, grains, cereals, such as oats, e.g. black oats, barley, wheat, rye, sorghum, corn, vegetables, leguminous plants, especially soybeans, root vegetables and cabbage, or green forage, such as grass or hay.

As used herein the term "about" refers to $\pm 10\%$.

The terms "comprises", "comprising", "includes", "including", "having" and their conjugates mean "including but not limited to".

The term "consisting of" means "including and limited to".

5 The term "consisting essentially of" means that the composition, method or structure may include additional ingredients, steps and/or parts, but only if the additional ingredients, steps and/or parts do not materially alter the basic and novel characteristics of the claimed composition, method or structure.

As used herein, the singular form "a", "an" and "the" include plural references
10 unless the context clearly dictates otherwise. For example, the term "a compound" or "at least one compound" may include a plurality of compounds, including mixtures thereof.

Throughout this application, various embodiments of this invention may be presented in a range format. It should be understood that the description in range format
15 is merely for convenience and brevity and should not be construed as an inflexible limitation on the scope of the invention. Accordingly, the description of a range should be considered to have specifically disclosed all the possible subranges as well as individual numerical values within that range. For example, description of a range such as from 1 to 6 should be considered to have specifically disclosed subranges such as
20 from 1 to 3, from 1 to 4, from 1 to 5, from 2 to 4, from 2 to 6, from 3 to 6 etc., as well as individual numbers within that range, for example, 1, 2, 3, 4, 5, and 6. This applies regardless of the breadth of the range.

Whenever a numerical range is indicated herein, it is meant to include any cited numeral (fractional or integral) within the indicated range. The phrases "ranging/ranges
25 between" a first indicate number and a second indicate number and "ranging/ranges from" a first indicate number "to" a second indicate number are used herein interchangeably and are meant to include the first and second indicated numbers and all the fractional and integral numerals therebetween.

As used herein the term "method" refers to manners, means, techniques and
30 procedures for accomplishing a given task including, but not limited to, those manners, means, techniques and procedures either known to, or readily developed from known

manners, means, techniques and procedures by practitioners of the chemical, pharmacological, biological, biochemical and medical arts.

It is appreciated that certain features of the invention, which are, for clarity, described in the context of separate embodiments, may also be provided in combination
5 in a single embodiment. Conversely, various features of the invention, which are, for brevity, described in the context of a single embodiment, may also be provided separately or in any suitable subcombination or as suitable in any other described embodiment of the invention. Certain features described in the context of various
10 embodiments are not to be considered essential features of those embodiments, unless the embodiment is inoperative without those elements.

Various embodiments and aspects of the present invention as delineated hereinabove and as claimed in the claims section below find experimental support in the following examples.

15

EXAMPLES

Reference is now made to the following examples, which together with the above descriptions, illustrate the invention in a non limiting fashion.

Generally, the nomenclature used herein and the laboratory procedures utilized in the present invention include molecular, biochemical, microbiological and
20 recombinant DNA techniques. Such techniques are thoroughly explained in the literature. See, for example, "Molecular Cloning: A laboratory Manual" Sambrook et al., (1989); "Current Protocols in Molecular Biology" Volumes I-III Ausubel, R. M., ed. (1994); Ausubel et al., "Current Protocols in Molecular Biology", John Wiley and Sons, Baltimore, Maryland (1989); Perbal, "A Practical Guide to Molecular Cloning", John
25 Wiley & Sons, New York (1988); Watson et al., "Recombinant DNA", Scientific American Books, New York; Birren et al. (eds) "Genome Analysis: A Laboratory Manual Series", Vols. 1-4, Cold Spring Harbor Laboratory Press, New York (1998); methodologies as set forth in U.S. Pat. Nos. 4,666,828; 4,683,202; 4,801,531; 5,192,659 and 5,272,057; "Cell Biology: A Laboratory Handbook", Volumes I-III Cellis, J. E., ed.
30 (1994); "Current Protocols in Immunology" Volumes I-III Coligan J. E., ed. (1994); Stites et al. (eds), "Basic and Clinical Immunology" (8th Edition), Appleton & Lange, Norwalk, CT (1994); Mishell and Shiigi (eds), "Selected Methods in Cellular

Immunology", W. H. Freeman and Co., New York (1980); available immunoassays are extensively described in the patent and scientific literature, see, for example, U.S. Pat. Nos. 3,791,932; 3,839,153; 3,850,752; 3,850,578; 3,853,987; 3,867,517; 3,879,262; 3,901,654; 3,935,074; 3,984,533; 3,996,345; 4,034,074; 4,098,876; 4,879,219; 5,011,771 and 5,281,521; "Oligonucleotide Synthesis" Gait, M. J., ed. (1984); "Nucleic Acid Hybridization" Hames, B. D., and Higgins S. J., eds. (1985); "Transcription and Translation" Hames, B. D., and Higgins S. J., Eds. (1984); "Animal Cell Culture" Freshney, R. I., ed. (1986); "Immobilized Cells and Enzymes" IRL Press, (1986); "A Practical Guide to Molecular Cloning" Perbal, B., (1984) and "Methods in Enzymology" Vol. 1-317, Academic Press; "PCR Protocols: A Guide To Methods And Applications", Academic Press, San Diego, CA (1990); Marshak et al., "Strategies for Protein Purification and Characterization - A Laboratory Course Manual" CSHL Press (1996); all of which are incorporated by reference as if fully set forth herein. Other general references are provided throughout this document. The procedures therein are believed to be well known in the art and are provided for the convenience of the reader. All the information contained therein is incorporated herein by reference.

GENERAL MATERIALS AND EXPERIMENTAL PROCEDURES

Plant Material

Corn seeds were obtained from Galil seeds (Israel). Corn variety 5605 was used in all experiments. Plants were grown at 28 °C under a 16 hours light:8 hours dark regime.

Stress Induction

Plants were grown under standard conditions as described above until seedlings were two weeks old. Next, plants were divided into three groups: control plants were irrigated with tap water twice weekly, salinity-treated plants were irrigated with tap water spiked with 150 or 300 mM NaCl, as specified in Tables 2-5 (below), twice weekly, and drought-treated plants received no irrigation. The experiment continued as described in the specific examples, after which plants were harvested for RNA extraction.

Total RNA extraction

Total RNA of leaf or root samples from five to six biological repeats were extracted using the mirVana™ kit (Ambion, Austin, TX) as follows:

Samples were ground with liquid nitrogen and the resulting powder (300-400 mg) was placed in a 13-ml tube. Lysis buffer (2 ml) and homogenate additive (200 µl) were added, mixed well and incubated for 10 min on ice. Samples were extracted twice with a volume of acid phenol-chloroform (2 ml), vortexed for 30-60 s and centrifuged for 5 min at 12,000 g. Samples were further extracted with one volume of chloroform:isoamyl 24:1, and the aqueous phase was transferred to a fresh 13-ml tube. Ethanol (100 %, 1.25 volumes) was added to the aqueous phase and the mixture was loaded onto a column in 700 µl aliquots.

The column was washed once with Wash Solution 1 (650 µl) and twice more with Wash Solution 2/3 (500 µl). Next, the column was centrifuged for 1 min to remove residual fluid and the column was transferred to a new collection tube. RNase-free water (100 µl), pre-heated to 95 °C, was added to the column and the column was centrifuged for 1 min at 14,000 rpm. The elution step was performed twice with the same water.

RNA concentration was measured using an ND-1000 Spectrophotometer (NanoDrop, USA). DNase Turbo (Ambion, USA) was added at 1 µl enzyme per 10 µg RNA and the mixture was incubated for 60 min at 37 °C. An equal volume of acid phenol-chloroform was added, and the samples were vortexed and centrifuged for 10 min at 12,000 g. The upper phase was transferred to a new tube, and a 10 % volume of NaOAc 3 M, pH 5.2, was added, followed by three volumes of 100 % ethanol. Tubes were incubated overnight at -20 °C and precipitated by centrifugation at 4 °C for 40 min at 14,000 rpm. The supernatant was removed and washed with 0.5 ml of 85 % cold ethanol. The pellet was dried and re-suspended in 50 µl of RNase-free water.

Database

MicroRNA sequences were derived from versions 10.1 and 14 of miRBase (released December 2007) and comprise the 673 non-redundant sequences defined as “Viridiplantae” and the 47 sequences submitted for *C. reinhardtii*.

Microarray design

Custom microarrays were manufactured by Agilent Technologies by *in situ* synthesis of DNA oligonucleotide probes for 890 plant and algal microRNAs, with each probe being printed in triplicate.

5 Fourteen negative control probes were designed using the sense sequences of different microRNAs, chosen from different plants and algae. Two groups of positive-control probes were used: (i) synthetic small RNA that were spiked to the RNA before labeling to verify the labeling efficiency, and (ii) probes for abundant small nuclear RNAs (U1, U2, U3, U4, U5, U6, for three plant species and for *C. reinhardtii*) were
10 spotted on the array to verify the quantity and quality of the RNAs.

Microarray hybridization and scanning

Five micrograms of total RNA were labeled by ligation of Cy3 or Cy5 to the 3' end. The labeled RNA was mixed with 3x hybridization buffer (Ambion, Austin, TX) and hybridized with the slides for 12-16 h in an Agilent Rotational oven at 10-13 rpm.
15 Following hybridization, the arrays were washed twice at room temperature with 1 x SSC and 0.2 % SDS. Next, the arrays were washed in 0.1 x SSC followed by a 1 min wash in fresh Agilent Stabilization and Drying solution (Agilent, Santa Clara, CA).

Array signal calculation and normalization

Array images were analyzed using the Feature Extraction software (FE) 9.5.1
20 (Agilent, Santa Clara, CA). Experiments were repeated four times and triplicate spots were combined to produce one signal for each probe by taking the logarithmic mean of reliable spots. All data were log-transformed (natural base) and the analysis was performed in log-space. A reference data vector for normalization R was calculated by taking the median expression level for each probe across nitrogen starvation samples.
25 For each sample data vector S, a 2nd degree polynomial F was found, in order to provide the best fit between the sample data and the reference data, such that $R \approx F(S)$. For each probe in the sample (element S_i in the vector S), the normalized value (in log-space) M_i was calculated from the initial value S_i by transforming it with the polynomial function F, so that $M_i = F(S_i)$. P-values were calculated using a two-sided t-test on the log-transformed normalized fluorescence signal. The fold-difference (ratio of
30 the median normalized fluorescence) was calculated for each microRNA.

Quantitative Real-Time PCR

Differentially expressed microRNAs related to resistance to abiotic stress were identified and validated by qPCR. RNA was subjected to a polyadenylation reaction as previously described [Shi R, Chiang VL, *Biotechniques* (2005) 39:519-525]. Briefly, RNA was incubated in the presence of a poly A polymerase enzyme (Takara, Otsu Japan), MnCl₂, and ATP for 1 h at 37 °C. Then, using an oligo dT primer harboring a consensus sequence, reverse transcription was performed on total RNA using SuperScript II RT (Invitrogen, Carlsbad, CA). Next, the cDNA was amplified by real-time PCR; this reaction contained a microRNA-specific forward primer and a universal reverse primer complementary to the consensus 3' sequence of the oligo dT tail. Results represent the median of four repeats with each one done in triplicate, and the signal was normalized against the median of three reference microRNAs.

EXAMPLE 1

Differential expression of miRNAs in corn plants after one week of drought or high salinity conditions

Corn plants were first allowed to grow at standard, optimal conditions for two weeks. Plants were subsequently divided into three groups: control, salinity- and drought-treated. The control group was irrigated to saturation, twice weekly with tap water. The salinity group was irrigated twice weekly with tap water spiked with 150 mM NaCl. The drought group was not irrigated. The experiment continued for one week, after which plants were harvested. Two to three plants from each treatment were grouped as a biological repeat. Five to six repeats were obtained for each treatment, and RNA was extracted from leaf tissue.

The expression level of the corn microRNAs was analyzed by high throughput microarray to identify microRNAs that were differentially expressed in response to drought or salinity. Several members of the miR-169 family were found to be down-regulated in response to drought stress. Several members of the miR-167 family were found to be up-regulated and several members of the miR-169 family were found to be down-regulated in response to salinity stress. The results are presented in Table 2 below:

Table 2: Differentially-expressed microRNAs in corn plants after one week of treatment

MicroRNA	P value	Fold Change	Direction	Treatment	miR SEQ ID NO	Hairpin SEQ ID NO
osa-miR169e	7.7e-003	1.58	Down	150 mM NaCl	1	11
ath-miR169a	8.6e-003	1.58	Down	150 mM NaCl	2	12
ptc-miR169o	1.0e-002	1.56	Down	150 mM NaCl	3	13
bna-miR169c	1.1e-002	1.53	Down	150 mM NaCl	4	14
ptc-miR169v	1.1e-002	1.52	Down	150 mM NaCl	5	15
ath-miR169d	1.6e-002	1.53	Down	150 mM NaCl	6	16
ath-miR167c	2.1e-002	1.57	Up	150 mM NaCl	7	17
bna-miR167a	3.0e-002	1.51	Up	150 mM NaCl	8	18
ppt-miR167	3.3e-002	1.68	Up	150 mM NaCl	9	19
ptc-miR167f	3.7e-002	1.54	Up	150 mM NaCl	10	20
ppt-miR894	3.4e-003	1.81	Down	150 mM NaCl	21	26
osa-miR164e	1.4e-002	1.96	Up	1week drought	22	27
bna-miR169g	4.2e-003	2.03	Down	1week drought	23	28
ptc-miR169o	1.9e-003	2.00	Down	1week drought	3	13
ptc-miR169v	3.4e-003	1.89	Down	1week drought	5	15
osa-miR169e	1.4e-003	1.72	Down	1week drought	1	11
ath-miR169d	1.4e-003	1.68	Down	1week drought	6	16
ath-miR169a	4.9e-004	1.68	Down	1week drought	2	12
vvi-miR169m	1.0e-003	1.57	Down	1week drought	24	29
ptc-miR169q	1.4e-003	1.54	Down	1week drought	25	30

5

EXAMPLE 2***Differential expression of miRNAs in corn plants after two weeks of drought or high saline conditions***

Corn plants were first allowed to grow at standard, optimal conditions for two weeks. Plants were subsequently divided into three groups: control, salinity- and drought-treated. The control group was watered to saturation twice weekly with tap water. The salinity group was irrigated twice weekly with tap water spiked with 150 mM NaCl. The drought group was not irrigated. The experiment continued for two weeks, after which plants were harvested. Two to three plants from each treatment were grouped as a biological repeat. Five to six repeats were obtained for each treatment, and RNA was extracted from leaf tissue.

The expression level of the corn microRNAs was analyzed by high throughput microarray to identify microRNAs that are differentially expressed in response to drought or salinity. Several members of the miR-156 family were found to be up-

regulated in response to both salt and drought stress. Several members of the miR-171 family were found to be down-regulated under drought stress. ath-miR854a was found to be down-regulated under both stresses. The results are presented in Table 3 below:

5 **Table 3: Differentially-expressed microRNAs in corn plants after two weeks of treatment**

Table 3A: Leaf samples

MicroRNA	P value	Fold Change	Direction	Treatment	miR SEQ ID NO	Hairpin SEQ ID NO
bna-miR156a	1.3e-002	1.60	Up	150 mM NaCl	31	49
ath-miR156g	2.6e-002	1.58	Up	150 mM NaCl	32	50
osa-miR156l	4.4e-002	1.56	Up	150 mM NaCl	33	51
ath-miR854a	1.5e-002	1.53	Down	150 mM NaCl	34	52
ppt-miR1039-3p	3.7e-004	7.94	Up	2 weeks drought	35	53
osa-miR156l	5.4e-006	4.31	Up	2 weeks drought	33	51
bna-miR156a	2.1e-005	4.14	Up	2 weeks drought	31	49
ath-miR156g	8.7e-007	3.54	Up	2 weeks drought	32	50
zma-miR156k	2.2e-005	3.38	Up	2 weeks drought	36	54
vvi-miR156e	4.3e-004	3.31	Up	2 weeks drought	37	55
sbi-miR156d	3.9e-003	1.87	Up	2 weeks drought	38	56
ath-miR167d	6.2e-003	1.63	Up	2 weeks drought	39	57
pte-miR167h	2.3e-002	1.76	Up	2 weeks drought	40	58
sbi-miR168	4.7e-004	1.68	Up	2 weeks drought	41	59
gma-miR168	2.6e-003	1.56	Up	2 weeks drought	42	60
sof-miR408a	1.6e-002	1.90	Up	2 weeks drought	43	61
ath-miR408	2.5e-002	1.73	Up	2 weeks drought	44	62
ppt-miR160b	1.7e-004	1.50	Down	2 weeks drought	45	63
ppt-miR160c	6.7e-004	1.69	Down	2 weeks drought	46	64
osa-miR390	1.6e-002	2.67	Down	2 weeks drought	47	65
ppt-miR390c	2.0e-002	2.53	Down	2 weeks drought	48	66
ath-miR854a	1.1e-003	1.88	Down	2 weeks drought	34	52

Table 3B: Root samples

MicroRNA	P value	Fold Change	Direction	Treatment	miR SEQ ID NO	Hairpin SEQ ID NO
smo-miR171a	7.4e-003	1.61	Down	2 weeks drought	74	68
smo-miR171b	1.4e-002	1.62	Down	2 weeks drought	75	69
sbi-miR171b	1.5e-002	1.57	Down	2 weeks drought	76	70
zma-miR171c	4.4e-002	1.51	Down	2 weeks drought	77	71
zma-miR171f	2.3e-002	1.59	Down	2 weeks drought	78	72
ath-miR854a	3.2e-002	1.60	Down	2 weeks drought	34	52
ppt-miR894	1.6e-002	1.55	Down	2 weeks drought	21	26

61
EXAMPLE 3

Differential expression of miRNAs in sorghum plants after two weeks of drought or high saline conditions

5 *Sorghum bicolor* plants were first allowed to grow at standard, optimal conditions for two weeks. Plants were subsequently divided into three groups: control, salinity- and drought-treated. The control group was watered to saturation twice a week with tap water. The salinity group was irrigated twice weekly with tap water spiked with 150 mM NaCl. The drought group was not irrigated. The experiment continued for two
 10 weeks, after which plants were harvested. Two to three plants from each treatment were grouped as a biological repeat. Five to six repeats were obtained for each treatment, and RNA was extracted from leaf tissue.

The expression level of the sorghum microRNAs was analyzed by high throughput microarray to identify microRNAs that were differentially expressed in
 15 response to drought or salinity. Several members of the miR-529, miR-164 and miR-159 families were found to be up-regulated under drought stress. Several members of the miR-169 families were found to be down-regulated under drought stress. Several members of the miR-156 family were found to be up-regulated in response to both salt and drought stress, and several members of the miR-171 and miR-172 families were
 20 found to be down-regulated under both stresses. The results are presented in Table 4 below:

Table 4: Differentially-expressed microRNAs in sorghum plants after two weeks of treatment

25 Table 4A: Leaf samples

MicroRNA	P value	Fold Change	Direction	Treatment	miR SEQ ID NO	Hairpin SEQ ID NO
smo-miR156c	2.8e-003	3.30	Up	150 mM NaCl	79	137
smo-miR156d	9.9e-006	5.23	Up	150 mM NaCl	80	138
zma-miR156k	2.3e-002	2.07	Up	150 mM NaCl	36	54
ppt-miR395	3.6e-003	3.43	Up	150 mM NaCl	81	139
ppt-miR1039-3p	3.8e-003	2.73	Up	150 mM NaCl	35	53
smo-miR1091	3.6e-003	3.74	Up	150 mM NaCl	82	140
tae-miR1118	4.0e-004	5.92	Up	150 mM NaCl	83	141
tae-miR1134	8.3e-003	3.29	Up	150 mM NaCl	84	142

sbi-miR171b	1.4e-003	2.38	Down	150 mM NaCl	76	70
smo-miR171a	3.6e-003	2.02	Down	150 mM NaCl	74	68
smo-miR171b	1.2e-003	2.16	Down	150 mM NaCl	75	69
vvi-miR171a	1.0e-003	2.30	Down	150 mM NaCl	85	143
vvi-miR171i	8.8e-004	2.11	Down	150 mM NaCl	86	144
zma-miR171c	5.1e-003	2.20	Down	150 mM NaCl	77	71
zma-miR171f	1.3e-003	2.10	Down	150 mM NaCl	78	72
gma-miR172a	6.9e-004	2.38	Down	150 mM NaCl	87	145
ath-miR172c	4.0e-003	2.55	Down	150 mM NaCl	88	146
zma-miR172e	1.0e-002	2.12	Down	150 mM NaCl	89	147
sbi-miR399b	2.2e-002	2.31	Down	150 mM NaCl	90	148
osa-miR530-3p	2.1e-003	6.91	Down	150 mM NaCl	91	149
ath-miR854a	6.8e-003	2.24	Down	150 mM NaCl	34	52
smo-miR156c	4.4e-003	3.04	Up	2 weeks drought	79	137
smo-miR156d	3.7e-004	6.36	Up	2 weeks drought	80	138
ppt-miR395	5.5e-003	3.77	Up	2 weeks drought	81	139
ppt-miR529a	5.5e-003	2.66	Up	2 weeks drought	92	150
ppt-miR529d	3.2e-003	2.25	Up	2 weeks drought	93	151
ppt-miR529e	1.8e-003	2.53	Up	2 weeks drought	94	152
ppt-miR529g	1.0e-002	2.18	Up	2 weeks drought	95	153
ppt-miR1039-3p	1.5e-004	5.49	Up	2 weeks drought	35	53
smo-miR1091	1.3e-003	5.81	Up	2 weeks drought	82	140
tae-miR1118	1.7e-003	7.64	Up	2 weeks drought	83	141
tae-miR1134	8.4e-003	4.24	Up	2 weeks drought	84	142
osa-miR169a	2.6e-002	2.01	Down	2 weeks drought	96	154
sbi-miR169b	1.8e-002	2.00	Down	2 weeks drought	97	155
bna-miR169m	1.1e-002	2.37	Down	2 weeks drought	98	156
vvi-miR171a	7.4e-003	2.52	Down	2 weeks drought	85	143
sbi-miR171b	5.6e-004	2.43	Down	2 weeks drought	76	70
zma-miR171c	3.4e-003	2.28	Down	2 weeks drought	77	71
gma-miR172a	1.8e-002	2.22	Down	2 weeks drought	87	145
ath-miR172c	2.6e-002	2.27	Down	2 weeks drought	88	146
zma-miR172e	3.5e-002	2.06	Down	2 weeks drought	89	147
ath-miR395a	4.4e-002	2.56	Down	2 weeks drought	99	157
bna-miR397a	1.2e-002	2.97	Down	2 weeks drought	100	158
ptc-miR397b	9.1e-003	3.28	Down	2 weeks drought	101	159
smo-miR408	1.3e-003	2.57	Down	2 weeks drought	102	160
osa-miR528	2.5e-003	2.71	Down	2 weeks drought	103	161
osa-miR530-3p	9.9e-006	14.00	Down	2 weeks drought	91	149

Table 4B: Root samples

MicroRNA	P value	Fold Change	Direction	Treatment	miR SEQ ID NO	Hairpin SEQ ID NO
smo-miR171a	2.4e-003	2.26	Down	150 mM NaCl	74	68
vvi-miR171a	7.1e-004	2.18	Down	150 mM NaCl	85	143
ath-miR171b	3.7e-004	2.39	Down	150 mM NaCl	104	162
sbi-miR171b	1.1e-003	2.09	Down	150 mM NaCl	76	70

smo-miR171b	2.4e-003	2.43	Down	150 mM NaCl	75	69
zma-miR171f	2.7e-003	2.22	Down	150 mM NaCl	78	72
ppt-miR896	5.6e-003	2.17	Down	150 mM NaCl	105	163
smo-miR156d	2.8e-002	2.02	Up	2 weeks drought	80	138
pta-miR159c	7.0e-005	7.12	Up	2 weeks drought	106	164
sof-miR159c	1.7e-003	2.84	Up	2 weeks drought	107	165
osa-miR159c	2.3e-003	2.29	Up	2 weeks drought	108	166
osa-miR159d	4.0e-003	2.20	Up	2 weeks drought	109	167
osa-miR164a	5.4e-004	2.41	Up	2 weeks drought	110	168
sbi-miR164b	2.9e-004	2.47	Up	2 weeks drought	111	169
osa-miR164c	1.7e-004	2.48	Up	2 weeks drought	112	170
ptc-miR164f	1.4e-004	2.60	Up	2 weeks drought	113	171
ppt-miR1039-3p	1.9e-003	5.10	Up	2 weeks drought	35	53
tae-miR1129	1.1e-002	2.16	Up	2 weeks drought	114	172
sbi-miR169c	2.9e-002	2.11	Down	2 weeks drought	117	175
sbi-miR169i	2.9e-003	4.19	Down	2 weeks drought	118	176
ptc-miR169x	3.7e-002	2.22	Down	2 weeks drought	119	177
smo-miR171a	6.7e-003	2.06	Down	2 weeks drought	74	68
smo-miR171b	5.9e-003	2.16	Down	2 weeks drought	75	69
smo-miR408	7.6e-003	2.16	Down	2 weeks drought	102	160

EXAMPLE 4

Differential expression of miRNAs in corn plants after six days of drought or high saline conditions

5

Corn plants were first allowed to grow at standard, optimal conditions for two weeks. Plants were subsequently divided into three groups: control, salinity- and drought-treated. The control group was watered to saturation twice weekly with tap water. The salinity group was irrigated twice weekly with tap water spiked with 300 mM NaCl. The drought group was not irrigated. The experiment continued for six days after, which plants were harvested. Two to three plants from each treatment were grouped as a biological repeat. Five to six repeats were obtained for each treatment, and RNA was extracted from leaf tissue.

10

The expression level of the corn microRNAs was analyzed by high throughput microarray to identify microRNAs that were differentially expressed in response to drought or salinity. Several members of the miR-156 family were found to be up-regulated under drought stress. Several members of the miR-167 family were found to be up-regulated under salt stress. Several members of the miR-164 family were found to be up-regulated in response to both salt and drought stress, and several members of the

15

miR-399 family were found to be down-regulated under both stresses. The results are presented in Table 5 below:

Table 5: Differentially-expressed microRNAs in corn plants after six days of treatment

5

Table 5A: Leaf samples

MicroRNA	P value	Fold Change	Direction	Treatment	miR SEQ ID NO	Hairpin SEQ ID NO
ath-miR156g	4.5e-002	2.61	Up	300 mM NaCl	32	50
ptc-miR164f	4.4e-002	1.60	Up	300 mM NaCl	113	171
ath-miR167c	2.6e-003	1.76	Up	300 mM NaCl	7	17
ath-miR167d	5.8e-003	1.64	Up	300 mM NaCl	39	57
ptc-miR167f	9.6e-003	1.59	Up	300 mM NaCl	10	20
ptc-miR167h	1.2e-002	1.67	Up	300 mM NaCl	40	58
ppt-miR1039-3p	2.6e-006	2.58	Up	300 mM NaCl	35	53
sbi-miR171e	2.7e-005	5.46	Down	300 mM NaCl	120	178
sbi-miR171f	1.5e-006	5.42	Down	300 mM NaCl	121	179
osa-miR390	1.1e-003	1.91	Down	300 mM NaCl	47	65
sbi-miR399b	1.3e-004	3.47	Down	300 mM NaCl	90	148
mtr-miR399d	1.2e-004	3.06	Down	300 mM NaCl	122	180
smo-miR408	4.4e-003	1.92	Down	300 mM NaCl	102	160
ppt-miR477a-3p	1.2e-002	1.71	Down	300 mM NaCl	123	181
osa-miR528	1.9e-004	4.31	Down	300 mM NaCl	103	161
ath-miR855	2.5e-003	2.54	Down	300 mM NaCl	124	182
ppt-miR1026a	9.2e-003	1.98	Down	300 mM NaCl	125	183
bna-miR156a	1.7e-003	2.62	Up	6 days drought	31	49
ath-miR156g	1.8e-003	2.44	Up	6 days drought	32	50
osa-miR156l	2.1e-003	2.68	Up	6 days drought	33	51
zma-miR156k	2.4e-003	2.33	Up	6 days drought	36	54
osa-miR164a	3.0e-003	1.90	Up	6 days drought	110	168
sbi-miR164b	1.6e-003	1.97	Up	6 days drought	111	169
ptc-miR164f	2.6e-003	1.97	Up	6 days drought	113	171
ppt-miR1039-3p	4.6e-004	1.61	Up	6 days drought	35	53
sbi-miR171f	4.7e-004	1.78	Down	6 days drought	121	179
sbi-miR399b	1.2e-002	1.98	Down	6 days drought	90	148
osa-miR528	1.4e-003	2.34	Down	6 days drought	103	161
ath-miR855	1.8e-003	2.08	Down	6 days drought	124	182
ppt-miR901	2.6e-002	2.04	Down	6 days drought	126	184

Table 5B: Root samples

MicroRNA	P value	Fold Change	Direction	Treatment	miR SEQ ID NO	Hairpin SEQ ID NO
osa-miR164a	9.6e-004	1.67	Up	300 mM NaCl	110	168
sbi-miR164b	1.7e-003	1.63	Up	300 mM NaCl	111	169
osa-miR164c	3.0e-003	1.62	Up	300 mM NaCl	112	170
tae-miR1129	4.1e-003	1.57	Up	300 mM NaCl	114	172

ppt-miR1039-3p	4.7e-003	2.87	Up	300 mM NaCl	35	53
sbi-miR166e	5.1e-003	1.93	Down	300 mM NaCl	127	185
osa-miR390	3.8e-005	1.86	Down	300 mM NaCl	47	65
sbi-miR399a	1.5e-004	2.38	Down	300 mM NaCl	128	186
mtr-miR399d	3.5e-004	2.67	Down	300 mM NaCl	122	180
sbi-miR399b	1.2e-004	2.61	Down	300 mM NaCl	90	148
ptc-miR156k	1.8e-004	1.58	Up	6 days drought	129	187
osa-miR164a	2.7e-004	1.52	Up	6 days drought	110	168
sbi-miR164b	1.5e-004	1.52	Up	6 days drought	111	169
tae-miR1129	1.3e-005	1.88	Up	6 days drought	114	172
sbi-miR166e	4.6e-003	1.53	Down	6 days drought	127	185
sbi-miR169c	5.5e-003	1.57	Down	6 days drought	117	175
sbi-miR399a	1.3e-002	2.19	Down	6 days drought	128	186
sbi-miR399b	1.1e-002	2.19	Down	6 days drought	90	148
mtr-miR399d	1.6e-002	2.33	Down	6 days drought	122	180
vvi-miR535a	1.6e-002	1.89	Down	6 days drought	131	189

EXAMPLE 5

Method for generating transgenic plants with manipulated expression of Arabidopsis microRNAs

5

Synthetic DNA fragments were synthesized by Genscript (GenScript USA Inc., Piscataway, NJ, USA) and cloned into the pUC57 vector. These clones contained, respectively, the hairpins of *Arabidopsis* microRNAs, flanked by 100-300 nucleotides of genomic DNA, as follows: ath-miR167a (SEQ ID NO: 193), ath-miR156a (SEQ ID NO: 191), ath-miR164a (SEQ ID NO: 192), and ath-miR169a (SEQ ID NO: 12). The DNA fragments were designed to contain BamHI and KpnI restriction enzyme recognition sites at the 5' and 3' ends, respectively. SEQ ID NOS: 191-193 contain within their hairpin sequence miRNAs which are identical to bna-miR167a (SEQ ID NO: 8), bna-miR156a (SEQ ID NO: 31) and osa-miR164a (SEQ ID NO: 110), respectively.

15

Each fragment was digested with BamHI and KpnI and ligated into the pORE E2 binary vector (Accession number: AY562535) previously digested with the same enzymes to drive the expression of the microRNA hairpins under the regulation of the hydroperoxide lyase (HPL) promoter. The HPL promoter is known to drive constitutive high-level expression of transgenes in dicot plants. It is known to be active in *Arabidopsis*, tobacco, cauliflower, soybean, alfalfa, peach, white spruce, wheat and

20

grape. The resulting vectors were designated pORE156, pORE164, pORE167 and pORE169.

Each of the vectors was transformed by electroporation into *Agrobacterium tumefaciens* strain GV3101. Single colonies were grown and used to transform
5 *Arabidopsis thaliana* plants, ecotype Colombia, using the floral dip method (Clough and Bent, The Plant Journal (1998) 16(6) 735-743). In this method, *Agrobacterium* was grown in appropriate growth medium and suspended in infiltration medium, into which plants were subsequently immersed. Seeds from the plants were collected and surface-sterilized, then plated on Petri dishes in *Arabidopsis* seed medium plus kanamycin and
10 agarose. Transgenic plants became visible and were distinguished after about two weeks.

Transgenic plants are analyzed by PCR to validate integration of the transgene into the genome and by quantitative RT-PCR to validate over-expression of the relevant mature microRNA. Salinity and drought tolerance of the transgenic plants is compared
15 to that of the wild type. Transgenic plants with relatively enhanced resistance to abiotic stress are identified.

EXAMPLE 6

Method for generating transgenic plants with reduced microRNA regulation

20

Target prediction enables manipulation of microRNA regulation by introducing silent mutations into the microRNA-binding site, leading to the expression of a microRNA-resistant target, thereby bypassing microRNA regulation. Alternatively, manipulation of microRNA regulation can be performed by microRNA over-
25 expression. Both these strategies have been used in plants and have resulted in significant phenotype alterations.

Reducing microRNA regulation of target genes can potentially be achieved by two methods, either by expressing a microRNA-resistant gene or by expressing a target-mimic sequence.

Expressing a microRNA-resistant target

In this method, silent mutations are introduced in the microRNA binding site of the target gene so that the DNA and resulting RNA sequences are changed in a way that prevents microRNA binding, but the amino acid sequence of the protein is unchanged.

5 For example, *Arabidopsis* miR-169a (5' CAGCCAAGGAUGACUUGCCGA 3', SEQ ID NO: 2) is predicted to target several CCAAT-binding transcription factors. The predicted binding site for one of the targets (gene ID: 838335 NF-YA8) is as follows: 5' ACGGGAAGTCATCCTTGGCTA 3' (SEQ ID NO: 497).

10 A new sequence can be synthesized instead of the existing binding site, in which the DNA sequence is changed, but the translated amino acid sequence is retained, for example: 5' ATGGTAAAAGCAGTCTAGAGC 3' (SEQ ID NO: 498); the DNA sequence of the rest of the gene is left unchanged. Hybridization of the new sequence with miR-169a is impossible.

15 This new gene can be introduced into *Arabidopsis* plants and will express a functional gene, which is immune to miR-169a regulation and encodes a functional NF-YA8 protein.

Expressing a target-mimic sequence

20 Plant microRNAs usually lead to cleavage of their targeted gene, with this cleavage typically occurring between bases 10 and 11 of the microRNA. This position is therefore especially sensitive to mismatches between the microRNA and the target. It was found that expressing a DNA sequence that could potentially be targeted by a microRNA, but contains two extra nucleotides between the two nucleotides that are predicted to hybridize with bases 10-11 of the microRNA (thus creating a bulge in that position), can inhibit the regulation of that microRNA on its native targets, as shown in Figure 1.

25 This type of sequence is referred to as a "target-mimic". Inhibition of the microRNA regulation is presumed to occur through physically capturing the microRNA by the target-mimic sequence and titrating-out the microRNA, thereby reducing its abundance. This method was previously used to reduce the amount and, consequentially, the regulation of microRNA 399 in *Arabidopsis* [Franco-Zorilla JM *et al.*, Nature Genetics (2007) 39(8):1033-1037].

Predicted targets for regulating miRNA expression by sequence alteration in the transgenic plants of the present invention are shown for corn (Table 6) and sorghum (Table 7).

5

Table 6: Predicted miR targets in corn (*Zea mays*)

Mir Family	Predicted target in Sorghum	SEQ ID NO:	ncbi accession #:	protein id	SEQ ID NO:
zma-169	TC386981	195	BT061088.1	ACN25785	342
	TC398825	196	NM_001176546.1	NP_001170017	343
	TC391807	197	NM_001155603.1	NP_001149075	344
	TC396785	198	BT038709.1	ACF83714	345
	TC398710	199	EU961865.1		
	TC374958	200	BT066403.1	ACN33300	346
	TC414302	201	BT036648.1	ACF81653	347
	TC379185	202	BT054250.1	ACL52857	348
	TC402489	203	BT062100.1	ACN26797	349
	TC409629	204	NM_001139400.1	NP_001132872	350
zma-167	CF630597	205	GQ905541.1		
	TC384517	206	HM004518.1	ADG43137	351
	TC390155	207	XM_002447260.1	XP_002447305	352
	TC398618	208	NM_001176880.1	NP_001170351	353
	TC410716	209	HM004518.1	ADG43137	354
	CO439534	210	NM_001175558.1	NP_001169029	355
	TC400356	211	AY110452.1		
	TC402680	212	AY108832.1		
	TC414084	213	NM_001196958.1	NP_001183887	356
TC433424	214	AY110452.1			
ppt-miR894	CF630597	215			
	TC384517	216	XM_002447260.1	XP_002447305	357
	TC390155	217	XM_002447260.1	XP_002447305	358
	TC398618	218	NM_001176880.1	NP_001170351	359

	TC410716	219	HM004518.1	ADG43137	360
	CO439534	220	NM_001175558.1	NP_001169029	361
	TC400356	221	AY110452.1		
	TC402680	222	AY108832.1		
	TC414084	223	NM_001196958.1	NP_001183887	362
	TC433424	224	AY110452.1		
zma-164	TC372777	225	AJ833967.1	CAH56058	363
	TC372793	226	AJ833966.1	CAH56057	364
	TC393990	227	NM_001175536.1	NP_001169007	365
	TC375804	228	NM_001196213.1	NP_001183142	366
	TC402142	229	NM_001147702.1	NP_001141174	367
	CO452388	230	EU971666.1	ACG43784	368
	TC385354	231	NM_001136787.1	NP_001130259	369
	TC422132	232	NM_001175843.1	NP_001169314	370
	TC403112	233	NM_001174985.1	NP_001168456	371
	DY689161	234	NM_001153167.1	NP_001146639	372
zma-156	TC384685	235	BT065898.1	ACN31774	373
	TC374118	236	BT041777.2	ACF86782	374
	TC375695	237	EU965000.1	ACG37118	375
	TC378352	238	XM_002456814.1	XP_002456859	376
	TC383848	239	EU965000.1	ACG37118	377
	TC384479	240	BT054654.1	ACL53261	378
	TC386709	241	AJ011618.1	CAB56631	379
	TC387392	242	NM_001152255.1	NP_001145727	380
	TC391022	243	BT084089.1	ACR34442	381
	TC401092	244	NM_001143577.1	NP_001137049	382
ath-854a	TC401234	245	NM_001157179.1	NP_001150651	383
	DY686870	246	NM_001174356	NP_001167827	384
	TC393284	247	BT066855	ACN33752	385
	TC411429	248	BT066855	GI:224029354	386
	DY690365	249	NM_001148543	GeneID:100274170	387
	DY540023	250	BT066855	GI:224029354	388
zma-408	TC402312	251	EU960320.1	ACG32438	389
	TC391154	252	BT034048.1	ACF79053	390
	TC427342	253	EU968152.1	ACG40270	391
	TC389262	254	EU968133.1	ACG40251	392
	CF629729	255	NM_001157426.1	NP_001150898	393
ppt-160	TC381634	256	BT066347.1	ACN33244	394
	TC390948	257	NM_001177066.2	NP_001170537	395
	TC418657	258	HM004534.1	ADG43153	396
	TC432471	259	NM_001165660.1	NP_001159132	397

	TC421073	260	HM004523.1	ADG43142	398
	TC415261	261	NM_001138464.1	NP_001131936	399
	TC448806	262	BT037289.1	ACF82294	400
	EE019332	263	NM_001138464.1	NP_001131936	401
osa-390	TC391640	264	XM_002446809	XP_002446854	402
	TC374339	265	BT065284	ACN31160	403
	TC389787	266	BT084950	ACR35303	404
	TC445821	267	EU975178	ACG47296	405
	AW400087	268	EU971344	ACG43462	406
zma-172	TC372773	269	NM_001112420.1	NP_001105890	407
	TC398940	270	NM_001111434.1	NP_001104904	408
	TC402407	271	EF659468.1	ABR19871	409
	TC436312	272	BT088249.1	ACR38602	410
	TC391722	273	NM_001174720.1	NP_001168191	411
	TC408576	274	NM_001153337.1	NP_001146809	412
	CO526464	275	AC165172.2		
zma-171	DY541073	276	BT063595.1	ACN28292	413
	TC402076	277	NM_001138495.1		
	TC409673	278	BT018211.1		
	TC378220	279	NM_001174946.1	NP_001168417	414
	TC380985	280	NM_001147253.1	NP_001140725	415
	TC385333	281	NM_001152284.1	NP_001145756	416
sma-1091	TC388259	282	BT069447.1	ACN36344	417
	TC373124	283	BT064902.1	ACN30778	418
zma-399d	TC420039	284	BT086539.1	ACR36892	419
	TC372604	285	NM_001112347.1	NP_001105817	420
	TC384393	286	BT086308.1	ACR36661	421
	TC405480	287	NM_001112347.1	NP_001105817	422
osa-530-3p	EE168670	288	NM_001112347.1	NP_001105817	423
	TC394057	289	BT054711.1	ACL53318	424
	TC399070	290	AY111547.1		
	EE681052	291	NM_001155648.1	NP_001149120	425
	TC423023	292	BT041995.2	ACF87000	426
	TC423251	293	EU955378.1	ACG27496	427
	CB833661	294	BT041995.2	ACF87000	428
	DR786428	295	BT066466.1	ACN33363	429
ppt-477a-3p	CF048906	296	NM_001148796	NP_001142268	430
	TC380158	297	BT038098	ACF83103	431
	TC373894	298	BT054486	ACL53093	432
	TC417766	299	BT054486	ACL53093	433
	EE042910	300	BT040656	ACF85661	434
	TC382335	301	NM_001147977	NP_001141449	435

zma-395	TC391887	302	BT063912.1	ACN28609	436
	TC391300	303	NM_001111407.1	NP_001104877	437
	CO462284	304	BT067126.1	ACN34023	438
ath855	TC373849	305	NM_001157122.1	NP_001150594	439
	TC375345	306	BT035131.1	ACF80136	440
	CO445522	307	BT035131.1	ACF80136	441
ppt-1039-3p	BM339650	308	EU943793.1		
zma-168	TC374776	309	NM_001176734.1	NP_001170205	442
	TC413096	310	XM_002440366.1	XP_002440411	443
	CO459887	311	XM_002440366.1	XP_002440411	444
	EE285427	312	NM_001175810.1	NP_001169281	445
ppt-529g	TC372784	313	AY883559.2	AAX83872	446
	TC429571	314	AY883560.1	AAX83873	447
	TC432052	315	AY883559.2	AAX83872	448
	TC401092	316	NM_001143577.1	NP_001137049	449
	TC378352	317	XM_002456814.1	XP_002456859	450
	TC441933	318	BT064694.1	ACN30570	451
	TC397772	319	NM_001152261.1	NP_001145733	452
osa-528	TC374506	320	NM_001139359.2	NP_001132831	453
	TC378699	321	NM_001152326	NP_001145798	454
	TC372588	322	NM_001112445	NP_001105915	455
ppt-896	TC372613	323	NM_001112451	NP_001105921	456
zma-159	TC406311	324	EU959481.1	ACG31599	457
	BM338067	325	ACG30664.1	ACG30664	458
	TC383580	326	NM_001137160.1	NP_001130632	459
	TC378278	327	NM_001148578.1	NP_001142050	460
	TC375562	328	NM_001148578	NP_001142050	461
	TC398538	329	NM_001148578.1	NP_001142050	462
	TC429458	330	NM_001148578.1	NP_001142050	463
CO439496	331	NM_001148578.1	NP_001142050	464	
tae-1129	TC377131	332	NM_001148336	NP_001141808	465
ppt-1026a	XM_001761787.1	333	XM_001761787.1	XP_001761839	466
ppt-901	TC404127	334	AY108169		
zma-166	TC372571	335	BT066287.1	ACN32163	467
	TC374219	336	NM_001112524.1	NP_001105994	468
	TC383262	337	NM_001148922.1	NP_001142394	469
	DV510458	338	NM_001152743.1	NP_001146215	470
	EE185687	339	NM_001152743.1	NP_001146215	471
osa-535	TC395045	340	NM_001148293.1	NP_001141765	472
	DV028665	341	BT065661.1	ACN31537	473

Table 7: Predicted miR targets in sorghum

Mir Family	Predicted target in Sorghum	SEQ ID NO:	ncbi accession #:	protein id	SEQ ID NO:
ppt-395	TC115368	474	XM_002448709	XP_002448754	486
	TC128625	475	EU962499		
	5279979	476	XM_002461779	XP_002461824	487
abi-397	TC129073	477	BT064158	ACN28855	488
	CF429403	478	XM_002458701.1	XP_002458746	489
	5283185	479	XM_002458702.1	XP_002458747	490
	5279496	480	XM_002465904.1	XP_002465949	491
	5289814	481	XM_002439871.1	XP_002439916	492
	5259332	482	XM_002465440.1	XP_002465485	493
smo-1091	TC121467	483	XM_002465662.1	XP_002465707	494
tae-1134	5279991	484	XM_002459659.1	XP_002459704	495
	CF488307	485	XM_002459659.1	XP_002459704	496

EXAMPLE 75 ***miR-156a and miR-169a transgenic plants comprising enhanced drought tolerance***

Native hairpins of miRs ath-156a and ath-169a were synthesized by Genscript (order no. 72356) with *Bam*HI and *Kpn*I restriction sites at the beginning and the end of the gene, respectively. The 312 bp fragments were excised and inserted into pORE-E2 plasmid using *Bam*HI and *Kpn*I restriction enzymes in sequential digest (as described in

10 further work after plasmid purification using kit and sequencing of the plasmid to verify correct sequence.

Home-made competent *Agrobacterium tumefaciens* were transformed with the plasmids. Bacteria were shaken in 28 °C for 2 hours for regeneration, and then plated on

LB + kanamycin 50 µg/ml for selection of resistant colonies for 48 hours. Colonies were then subjected to PCR for verification of plasmid integration using miR specific rev primer and pORE-E2 specific primer. Colony #1 for each plasmid was chosen for plants transformation.

5 Arabidopsis thaliana seeds were sown in pots, and then incubated in 4 °C for 2 days. Trays were then moved into growth rooms (20-22 °C, long day – 16 hours light, 8 hours dark). After 3 weeks plants were cut to enable growth of many branches. After a week, the plants were taken for transformation. Agrobacteria carrying the plasmids were grown for 3 days prior to transformation. On transformation day, bacteria were re-
10 checked for correct plasmid presence by PCR. Agrobacteria were precipitated and then re-suspended in infiltration medium (10 mM MgCl₂, 5 % Sucrose, 0.044 µM BAP and 0.03 % Tween 20) in deep bowls. The well watered plants were flipped over into the liquid until all flowers were sunken. After 3 minutes, pots were taken out and were laid on both sides on filtered paper to absorb liquids. After 24 hours, pots were straightened
15 and watered. Plants were left to develop seeds in the growth rooms. Seeds were collected after a few weeks, and then were germinated on GM agar plates containing kanamycin 50 µg/ml for selection of resistant plants. Resistant seedling were transferred to pots and grown for two more generation. Homozygous plants of each plasmid were chosen for further characterization of expression of miR156a and miR169a (156-1-1
20 and 169-3-28, respectively).

As is illustrated in Figures 2A-B, 3A-B, 4, 5A-C and 6A-B 156-1-1, 169-3-28 transgenic plants and wild-type plants were grown for 3 weeks under the same conditions (as described above). Plants of each line were then divided into two separate trays; one tray was watered normally and the other was deprived of water for 10 days.
25 After 10 days, the dehydrated trays were watered again in two day intervals.

As shown in Figures 2A and 3A, control watered trays of all three lines displayed similar characteristics: the wild-type and the transgenic plants all have similar sizes, number of branches and flowers. However, as is illustrated in Figures 2B, 3B, 4, 5A-C and 6A-B, the wild-type plants could not recover from the de-hydration, and all
30 the wild-type plants died, in sharp contrast, most of the transgenic plants recovered and displayed characteristics similar to the hydrated control plants.

Although the invention has been described in conjunction with specific embodiments thereof, it is evident that many alternatives, modifications and variations will be apparent to those skilled in the art. Accordingly, it is intended to embrace all such alternatives, modifications and variations that fall within the spirit and broad scope
5 of the appended claims.

All publications, patents and patent applications mentioned in this specification are herein incorporated in their entirety by into the specification, to the same extent as if each individual publication, patent or patent application was specifically and individually indicated to be incorporated herein by reference. In addition, citation or
10 identification of any reference in this application shall not be construed as an admission that such reference is available as prior art to the present invention. To the extent that section headings are used, they should not be construed as necessarily limiting.

WHAT IS CLAIMED IS:

1. A method of increasing tolerance of a plant to an abiotic stress or increasing biomass, vigor or yield of a plant, the method comprising upregulating within the plant an exogenous polynucleotide of a microRNA or a precursor thereof, wherein said microRNA is selected from the group consisting of miR-156, miR-169, miR-164, miR-159, miR-167, miR-529, miR-168, ppt-miR395, sof-miR408a, ath-miR408, miR-1039, miR-1091, miR-1118, miR-1134 and miR-1129, thereby increasing the tolerance of the plant to the abiotic stress or increasing the biomass, vigor or yield of the plant.

2. The method of claim 1, wherein said upregulating is effected by expressing within the plant said exogenous polynucleotide of said microRNA or said precursor thereof.

3. A method of increasing tolerance of a plant to an abiotic stress or increasing biomass, vigor or yield of a plant, the method comprising expressing within the plant an exogenous polynucleotide encoding a nucleic acid agent capable of downregulating expression of a target gene of a microRNA or a precursor thereof, wherein said microRNA is selected from the group consisting of miR-156, miR-169, miR-164, miR-159, miR-167, miR-529, miR-168, ppt-miR395, sof-miR408a, ath-miR408, miR-1039, miR-1091, miR-1118, miR-1134 and miR-1129, thereby increasing the tolerance of the plant to the abiotic stress or increasing the biomass, vigor or yield of the plant.

4. A method of increasing tolerance of a plant to an abiotic stress or increasing biomass, vigor or yield of a plant, the method comprising expressing within the plant an exogenous polynucleotide encoding a nucleic acid agent capable of downregulating expression or activity of a microRNA or a precursor thereof, wherein said microRNA is selected from the group consisting of miR-171, miR-172, miR-399, miR-854, miR-894, miR-160, miR-166, miR-390, ath-miR395a, smo-miR408, miR-397, miR-477, miR-528, miR-530, miR-535, miR-855, miR-894, miR-896, miR-901 and

miR-1026, thereby increasing the tolerance of the plant to the abiotic stress or increasing the biomass, vigor or yield of the plant.

5. A method of increasing tolerance of a plant to an abiotic stress or increasing biomass, vigor or yield of a plant, the method comprising expressing within the plant an exogenous polynucleotide for upregulating expression of a target gene of a microRNA or a precursor thereof, wherein said microRNA is selected from the group consisting of miR-171, miR-172, miR-399, miR-854, miR-894, miR-160, miR-166, miR-390, ath-miR395a, smo-miR408, miR-397, miR-477, miR-528, miR-530, miR-535, miR-855, miR-894, miR-896, miR-901 and miR-1026, thereby increasing the tolerance of the plant to the abiotic stress or increasing the biomass, vigor or yield of the plant.

6. The method of any one of claims 1-5, further comprising growing the plant under abiotic stress conditions.

7. The method of any one of claims 1-6, wherein said abiotic stress is selected from the group consisting of salinity, water deprivation, low temperature, high temperature, heavy metal toxicity, anaerobiosis, nutrient deficiency, nutrient excess, atmospheric pollution and UV irradiation.

8. The method of any one of claims 2-5, wherein said expressing is effected by transforming a cell of said plant with said exogenous polynucleotide.

9. The method of claim 8, wherein said transforming is effected by introducing into said cell of said plant a nucleic acid construct including said exogenous polynucleotide and at least one promoter capable of directing transcription of said exogenous polynucleotide in said cell of said plant.

10. The method of any one of claims 2-5, wherein said expressing is effected by infecting said plant with a bacteria comprising said exogenous polynucleotide.

11. The method of claim 4, wherein said downregulating activity of said microRNA is effected by introducing into said plant a target mimic or a micro-RNA resistant target which is not cleaved by said microRNA.

12. The method of claim 11, wherein said target mimic or said micro-RNA resistant target is essentially complementary to said microRNA provided that one or more of following mismatches are allowed:

(a) a mismatch between the nucleotide at the 5' end of said microRNA and the corresponding nucleotide sequence in said target mimic or said micro-RNA resistant target;

(b) a mismatch between any one of the nucleotides in position 1 to position 9 of said microRNA and the corresponding nucleotide sequence in said target mimic or said micro-RNA resistant target; or

(c) three mismatches between any one of the nucleotides in position 12 to position 21 of said microRNA and the corresponding nucleotide sequence in said target mimic or said micro-RNA resistant target provided that there are no more than two consecutive mismatches.

13. The method of claim 11, wherein said target mimic or said micro-RNA resistant target is introduced into a cell of said plant in a nucleic acid construct including a target gene and at least one promoter capable of directing transcription of said target polynucleotide in said cell of said plant.

14. The method of claim 3, 5 or 13, wherein said target gene of said microRNA is as set forth in SEQ ID NOs: 195-341, 474-485.

15. A nucleic acid construct, comprising a polynucleotide at least 90 % homologous to a nucleic acid sequence selected from the group consisting of miR-156, miR-169, miR-164, miR-159, miR-167, miR-529, miR-168, ppt-miR395, sof-miR408a, ath-miR408, miR-1039, miR-1091, miR-1118, miR-1134 and miR-1129 or a precursor thereof, wherein said nucleic acid sequence is under a transcriptional control of at least one promoter capable of directing transcription of the polynucleotide in a host cell.

16. A nucleic acid construct, comprising a polynucleotide at least 90 % homologous to a nucleic acid sequence selected from the group consisting of a target gene of miR-171, a target gene of miR-172, a target gene of miR-399, a target gene of miR-854, a target gene of miR-894, a target gene of miR-160, a target gene of miR-166, a target gene of miR-390, a target gene of ath-miR395a, a target gene of smo-miR408, a target gene of miR-397, a target gene of miR-477, a target gene of miR-528, a target gene of miR-530, a target gene of miR-535, a target gene of miR-855, a target gene of miR-894, a target gene of miR-896, a target gene of miR-901 and a target gene of miR-1026, wherein said nucleic acid sequence is under a transcriptional control of at least one promoter capable of directing transcription of the polynucleotide in a host cell.

17. A nucleic acid construct, comprising a nucleic acid sequence for down-regulating an expression of a target gene of a microRNA or a precursor thereof, wherein said target gene of said microRNA is selected from the group consisting of a target gene of miR-156, a target gene of miR-169, a target gene of miR-164, a target gene of miR-159, a target gene of miR-167, a target gene of miR-529, a target gene of miR-168, a target gene of ppt-miR395, a target gene of sof-miR408a, a target gene of ath-miR408, a target gene of miR-1039, a target gene of miR-1091, a target gene of miR-1118, a target gene of miR-1134 and a target gene of miR-1129, wherein said nucleic acid sequence is under a transcriptional control of at least one promoter capable of directing transcription of the polynucleotide in a host cell.

18. A nucleic acid construct, comprising a nucleic acid sequence for down-regulating an expression of a microRNA or a precursor thereof, wherein said microRNA is selected from the group consisting of miR-171, miR-172, miR-399, miR-854, miR-894, miR-160, miR-166, miR-390, ath-miR395a, smo-miR408, miR-397, miR-477, miR-528, miR-530, miR-535, miR-855, miR-894, miR-896, miR-901 and miR-1026, wherein said nucleic acid sequence is under a transcriptional control of at least one promoter capable of directing transcription of the polynucleotide in a host cell.

19. The nucleic acid construct of any of claims 15-18, wherein said host cell comprises a plant cell.

20. The nucleic acid construct of claim 17, wherein said target gene of miR-169 comprises a NF-YA8 protein.

21. The method of claim 1 or 3 or nucleic acid construct of claim 15, wherein said miR-156 is selected from the group consisting of bna-miR156a, smo-miR156c, sbi-miR156d, smo-miR156d, vvi-miR156e, ath-miR156g, ptc-miR156k, zma-miR156k and osa-miR156l.

22. The method of claim 1 or 3 or nucleic acid construct of claim 15, wherein said miR-169 is selected from the group consisting of ath-miR169a, osa-miR169a, sbi-miR169b, bna-miR169c, sbi-miR169c, ath-miR169d, osa-miR169e, bna-miR169g, sbi-miR169i, bna-miR169m, vvi-miR169m, ptc-miR169o, ptc-miR169q, ptc-miR169v and ptc-miR169x.

23. The method of claim 1 or 3 or nucleic acid construct of claim 15, wherein said miR-164 is selected from the group consisting of osa-miR164a, sbi-miR164b, osa-miR164c, osa-miR164e and ptc-miR164f.

24. The method of claim 1 or 3 or nucleic acid construct of claim 15, wherein said miR-167 is selected from the group consisting of ppt-miR167, bna-miR167a, ath-miR167c, ath-miR167d, ptc-miR167f and ptc-miR167h.

25. The method of claim 1 or 3 or nucleic acid construct of claim 15, wherein said miR-1039 comprises ppt-miR1039-3p.

26. The method of claim 1 or 3 or nucleic acid construct of claim 15, wherein said miR-168 is selected from the group consisting of sbi-miR168 and gma-miR168.

27. The method of claim 1 or 3 or nucleic acid construct of claim 15, wherein said miR-159 is selected from the group consisting of pta-miR159c, sof-miR159c, osa-miR159c and osa-miR159d.

28. The method of claim 1 or 3 or nucleic acid construct of claim 15, wherein said miR-529 is selected from the group consisting of ppt-miR529a, ppt-miR529d, ppt-miR529e and ppt-miR529g.

29. The method of claim 1 or 3 or nucleic acid construct of claim 15, wherein said miR-1118 comprises tae-miR1118.

30. The method of claim 1 or 3 or nucleic acid construct of claim 15, wherein said miR-1134 comprises tae-miR1134.

31. The method of claim 1 or 3 or nucleic acid construct of claim 15, wherein said miR-1129 comprises tae-miR1129.

32. The method of claim 1 or 3 or nucleic acid construct of claim 15, wherein said miR-1091 comprises smo-miR1091.

33. The method of claim 4 or 5 or nucleic acid construct of claim 18, wherein said miR-171 is selected from the group consisting of smo-miR171a, vvi-miR171a, ath-miR171b, sbi-miR171b, smo-miR171b, zma-miR171c, sbi-miR171e, sbi-miR171f, zma-miR171f and vvi-miR171i.

34. The method of claim 4 or 5 or nucleic acid construct of claim 18, wherein said miR-172 is selected from the group consisting of gma-miR172a, ath-miR172c and zma-miR172e.

35. The method of claim 4 or 5 or nucleic acid construct of claim 18, wherein said miR-854 comprises ath-miR854a.

36. The method of claim 4 or 5 or nucleic acid construct of claim 18, wherein said miR-894 comprises ppt-miR894.

37. The method of claim 4 or 5 or nucleic acid construct of claim 18, wherein said miR-160 is selected from the group consisting of ppt-miR160b and ppt-miR160c.

38. The method of claim 4 or 5 or nucleic acid construct of claim 18, wherein said miR-390 is selected from the group consisting of osa-miR390 and ppt-miR390c.

39. The method of claim 4 or 5 or nucleic acid construct of claim 18, wherein said miR-399 is selected from the group consisting of sbi-miR399a, sbi-miR399b and mtr-miR399d.

40. The method of claim 4 or 5 or nucleic acid construct of claim 18, wherein said miR-166 comprises sbi-miR166e.

41. The method of claim 4 or 5 or nucleic acid construct of claim 18, wherein said miR-397 is selected from the group consisting of bna-miR397a and ptc-miR397b.

42. The method of claim 4 or 5 or nucleic acid construct of claim 18, wherein said miR-477 comprises ppt-miR477a-3p.

43. The method of claim 4 or 5 or nucleic acid construct of claim 18, wherein said miR-528 comprises osa-miR528.

44. The method of claim 4 or 5 or nucleic acid construct of claim 18, wherein said miR-530 comprises osa-miR530-3p.

45. The method of claim 4 or 5 or nucleic acid construct of claim 18, wherein said miR-535 comprises vvi-miR535a.

46. The method of claim 4 or 5 or nucleic acid construct of claim 18, wherein said miR-855 comprises ath-miR855.

47. The method of claim 4 or 5 or nucleic acid construct of claim 18, wherein said miR-896 comprises ppt-miR896.

48. The method of claim 4 or 5 or nucleic acid construct of claim 18, wherein said miR-901 comprises ppt-miR901.

49. The method of claim 4 or 5 or nucleic acid construct of claim 18, wherein said miR-1026 comprises ppt-miR1026a.

50. A plant cell comprising the nucleic acid nucleic acid construct of any of claims 15-18.

51. A plant or a portion thereof comprising the nucleic acid construct of any of claims 15-18.

52. A food or feed comprising the plant of claim 51 or a portion thereof.

53. A method of evaluating a trait of a plant, the method comprising:
(a) expressing in a plant or a portion thereof the nucleic acid construct of any of claims 15-18; and
(b) evaluating a trait of a plant as compared to a wild type plant of the same type; thereby evaluating the trait of the plant.

54. The plant or portion thereof of claim 51 or method of claim 53, wherein said portion comprises a plant seed.

55. The method of any one of claims 1-5, nucleic acid construct of claim 19, plant cell of claim 50 or plant of claim 51, wherein said plant is a dicotyledonous plant.

56. The method of any one of claims 1-5, nucleic acid construct of claim 19, plant cell of claim 50 or plant of claim 51, wherein said plant is a monocotyledonous plant.

57. The method of any one of claims 1-5, nucleic acid construct of claim 19, plant cell of claim 50 or plant of claim 51, wherein said plant comprises corn.

58. The method of any one of claims 1-5, nucleic acid construct of claim 19, plant cell of claim 50 or plant of claim 51, wherein said plant comprises sorghum.

59. The method of any one of claims 1-5, nucleic acid construct of claim 19, plant cell of claim 50 or plant of claim 51, wherein said plant is selected from the group consisting of Arabidopsis, sorghum, corn, tobacco, cauliflower, soybean, alfalfa, peach, white spruce, wheat, sugar beet, sunflower, sugarcane, cotton, barley, tomato, potato, oat, carrot and grape.




FIG. 1




FIG. 2A




FIG. 2B

FIG. 3A

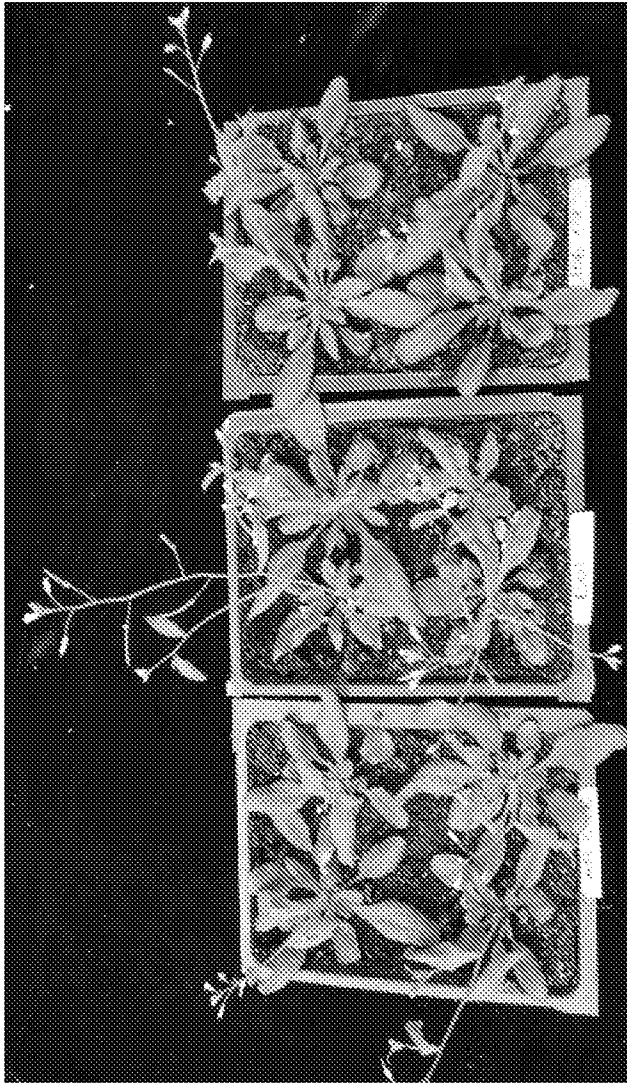
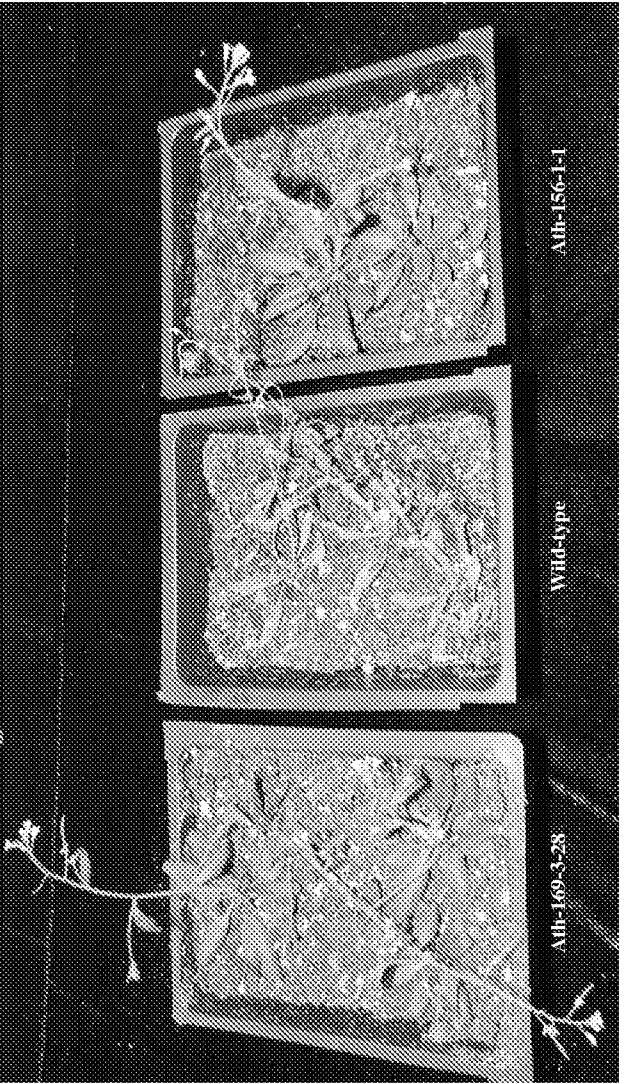


FIG. 3B







FIG. 4

FIG. 5B




Ath-156-1-1

FIG. 5A



Wild-type

FIG. 5C



Ath-169-3-

Wild-type

Ath-156-1-1

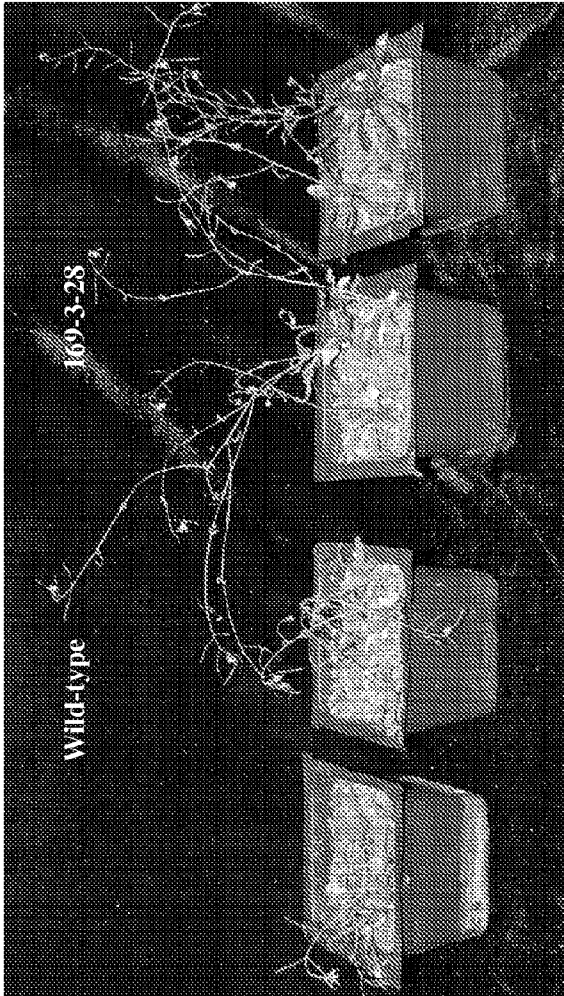


FIG. 6A




FIG. 6B