

W. M. JACKSON.
BROOMS.

No. 194,042.

Patented Aug. 14, 1877.

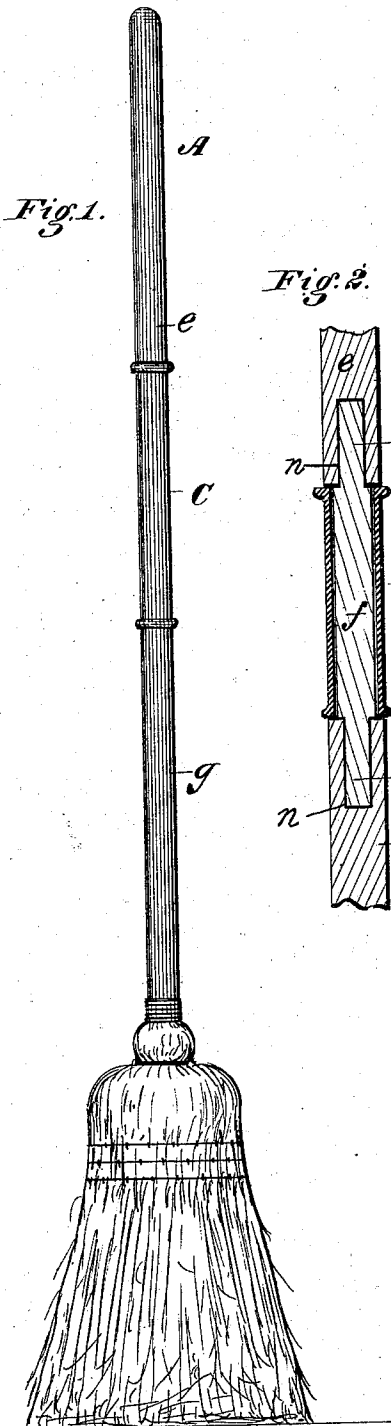


Fig. 1.

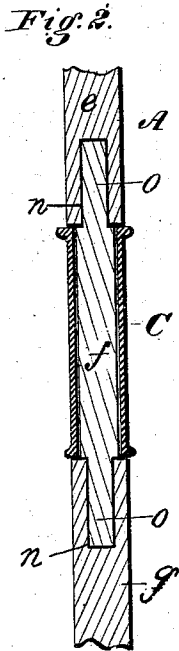


Fig. 2.




Fig. 3.




Fig. 4.

Witnesses:
Donn J. Twitchell
Will. H. Dodge

Inventor:
Walter M. Jackson.
By his Atlys.
Dodgson

UNITED STATES PATENT OFFICE.

WALTER M. JACKSON, OF PROVIDENCE, RHODE ISLAND.

IMPROVEMENT IN BROOMS.

Specification forming part of Letters Patent No. 194,042, dated August 14, 1877; application filed May 10, 1877.

To all whom it may concern:

Be it known that I, WALTER M. JACKSON, of Providence, in the county of Providence and State of Rhode Island, have invented a new and useful Improvement in Broom-Handles, of which the following is a specification:

My invention relates to that class of broom-handles which are provided with a sleeve to prevent blistering of the hand; and it consists in certain improvements in the device patented to me January 16, 1877, numbered 186,254, whereby the sleeve may be applied without increasing the size of the handle, as hereinafter explained.

In the drawings, Figure 1 represents a view of a broom complete, with my improved handle applied; Fig. 2, a longitudinal section of the sleeve and a portion of the handle; Fig. 3, an elevation of a part of the handle detached, and Fig. 4 a view representing a modification in construction.

Loose sleeves have heretofore been placed upon broom-handles to prevent blistering of the hand in using the broom, a patent for such device having been granted to me, as above stated; but in that case, and in all others, so far as I am aware, the sleeve is made of a size to fit loosely over or around an ordinary broom-handle. When thus constructed the sleeve is necessarily large and clumsy, impairing the neat appearance of the handle, and being uncomfortable to the hand of the person using the broom.

The object of my present invention is to produce a handle possessing all the advantages of my former one, and at the same time to preserve the neat finished appearance of the device when completed.

To this end the handle is made in two or more parts, a portion being reduced in diameter to enable it to receive a sleeve the outer diameter of which shall be the same as that of the ordinary handle, the sections being secured together in any suitable manner.

In the drawings, A represents the handle of a broom constructed according to my improved plan, the same consisting of the parts *e*, *f*, and *g*, the part *f* surrounded by a sleeve, C.

When the handle A is composed of three sections, I construct the same in the manner represented in Figs. 1 and 2, in which the parts *e* and *g* are made of the usual diameter and united by an intermediate section, *f*, of reduced diameter, said intermediate section being provided at both ends with a tenon, *o*. The parts *e* and *g* are each provided at the end which joins with the part *f* with a socket, *n*, to receive the tenons *o*.

C represents a cylindrical sleeve, the outer diameter of which is the same as that of the parts *e* and *g*, while its interior diameter is such that it shall fit around the reduced section *f* just loosely enough to turn freely thereon.

The parts being thus constructed, and the sleeve C being placed upon or around the part *f*, the tenons *o* are inserted into the sockets *n*, and secured therein by any suitable means, the ends of the parts *e* and *g* projecting beyond the circumference of the part *f*, and forming shoulders against which the ends of the sleeve C bear, thus preventing end play of the sleeve, there being, however, a slight space left between the ends of the sleeve and of the parts *e* and *g* in order to allow the sleeve to turn freely.

It will be seen that the sleeve C is firmly held in its proper position upon the handle A, but is, at the same time, free to turn thereon, and that the neat appearance of the handle and its convenient size are maintained.

Instead of making the handle A of three parts or sections it may be made of but two, in which case either the part *e* or the part *g* will be constructed as represented in Fig. 4, a portion being reduced in diameter to form the part *f* which receives the sleeve, and this reduced portion being provided at one end with a tenon, *o*, as shown. The remaining section of the handle is then provided at one end with a mortise or socket, *n*, to receive the tenon *o*, the sleeve is placed around the part *f*, and the two sections secured together, as before.

This latter arrangement may, in some cases, be preferred, as there is one joint less to form, and the handle is not so much weakened.

In practice, I prefer to make the part *g* of the form shown in Fig. 4, as by that construction the handle is left solid below the sleeve C, at which point the greatest strain will come in using the broom.

Having thus described my invention, what I claim is—

1. A broom-handle composed of two or more pieces, one of which is reduced in diameter to receive and hold a loose sleeve, the

said pieces being rigidly connected, substantially as shown and described.

2. In combination with the handle A, having a portion reduced in diameter, the sleeve C fitted thereon, substantially as set forth.

WALTER M. JACKSON.

In presence of—

CHAS. H. JACKSON,
BENJAMIN DENNIS.