



US00D737607S

(12) **United States Design Patent**
Vellozo Luz et al.

(10) **Patent No.:** **US D737,607 S**

(45) **Date of Patent:** **** Sep. 1, 2015**

(54) **COLLABORATION TABLE**

(71) Applicant: **RedDrummer LLC**, New York, NY
(US)

(72) Inventors: **Andre Gustavo Vellozo Luz**, New York,
NY (US); **Fernanda Souza Vaz de**
Oliveira, Sao Paulo (BR); **John David**
Plunkett, Park City, UT (US)

(73) Assignee: **REDDRUMMER LLC**, New York, NY
(US)

(**) Term: **14 Years**

(21) Appl. No.: **29/485,871**

(22) Filed: **Mar. 24, 2014**

(51) **LOC (10) Cl.** **06-03**

(52) **U.S. Cl.**
USPC **D6/690; D6/692**

(58) **Field of Classification Search**
USPC D6/692, 692.1, 692.4, 692.6, 690
CPC A47B 7/00; A47B 13/00; A47B 13/02;
A47B 13/04; A47B 13/06; A47B 2200/11;
A47B 91/00; A47B 91/005; A47B 13/08;
A47B 13/088; A47B 2200/001

See application file for complete search history.

(56) **References Cited**

U.S. PATENT DOCUMENTS

D226,417 S * 3/1973 Duern et al. D6/690
D232,504 S * 8/1974 Archinal D6/692.6

* cited by examiner

Primary Examiner — Janice Seeger

(74) *Attorney, Agent, or Firm* — Pepper Hamilton LLP

(57) **CLAIM**

The ornamental design for a collaboration table, as shown and described.

DESCRIPTION

FIG. 1 is a right perspective view of an embodiment of the collaboration table.

FIG. 2 is a left perspective view of an embodiment of the collaboration table.

FIG. 3 is a front view of an embodiment of the collaboration table.

FIG. 4 is a back view of an embodiment of the collaboration table.

FIG. 5 is a right side view of an embodiment of the collaboration table.

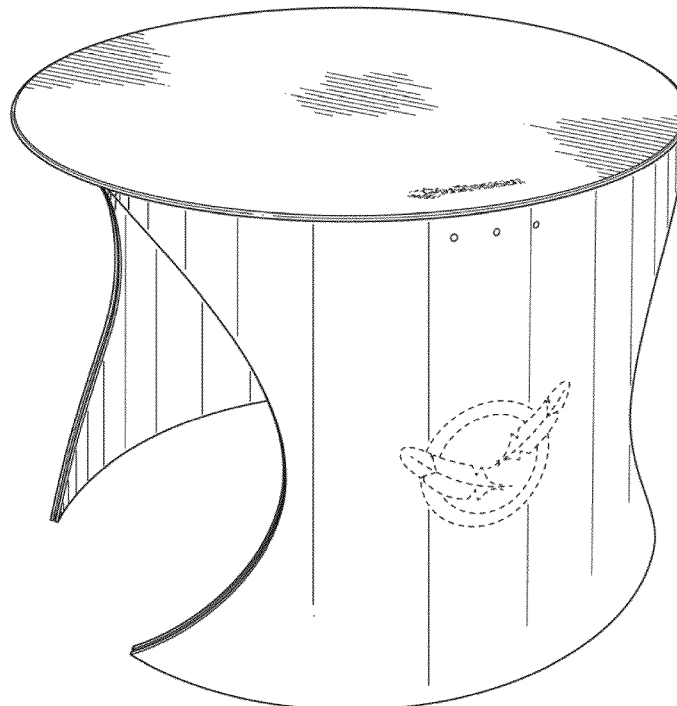
FIG. 6 is a left side view of an embodiment of the collaboration table.

FIG. 7 is a top view of an embodiment of the collaboration table; and,

FIG. 8 is a bottom view of an embodiment of the collaboration table.

The broken line lettering shown in the figures is for illustrative purposes only and forms no part of the claimed design.

1 Claim, 8 Drawing Sheets






FIG. 1




FIG. 2

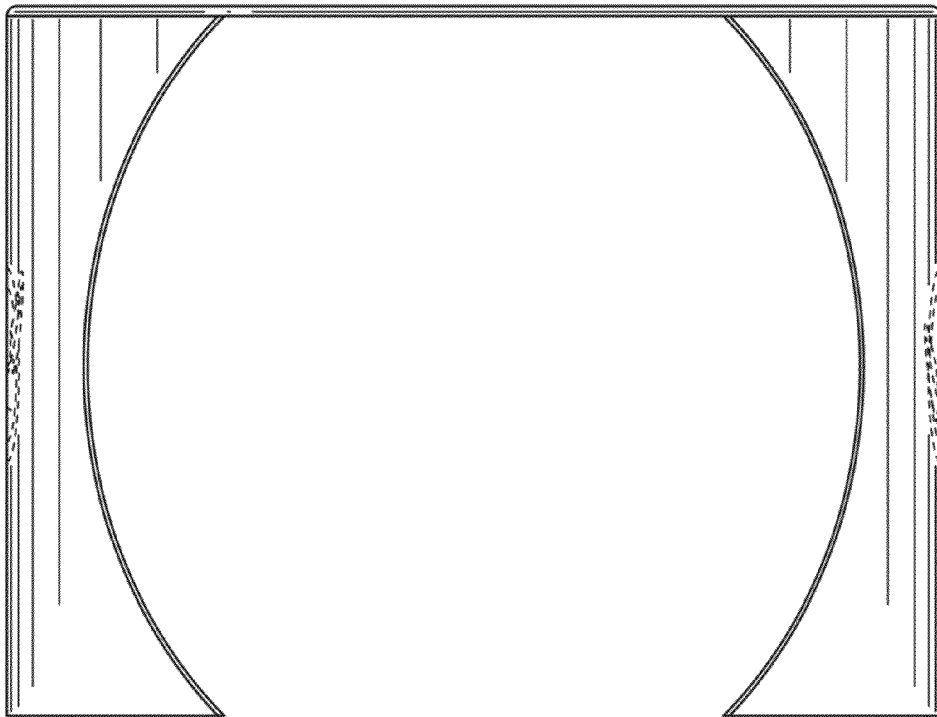


FIG. 3




FIG. 4

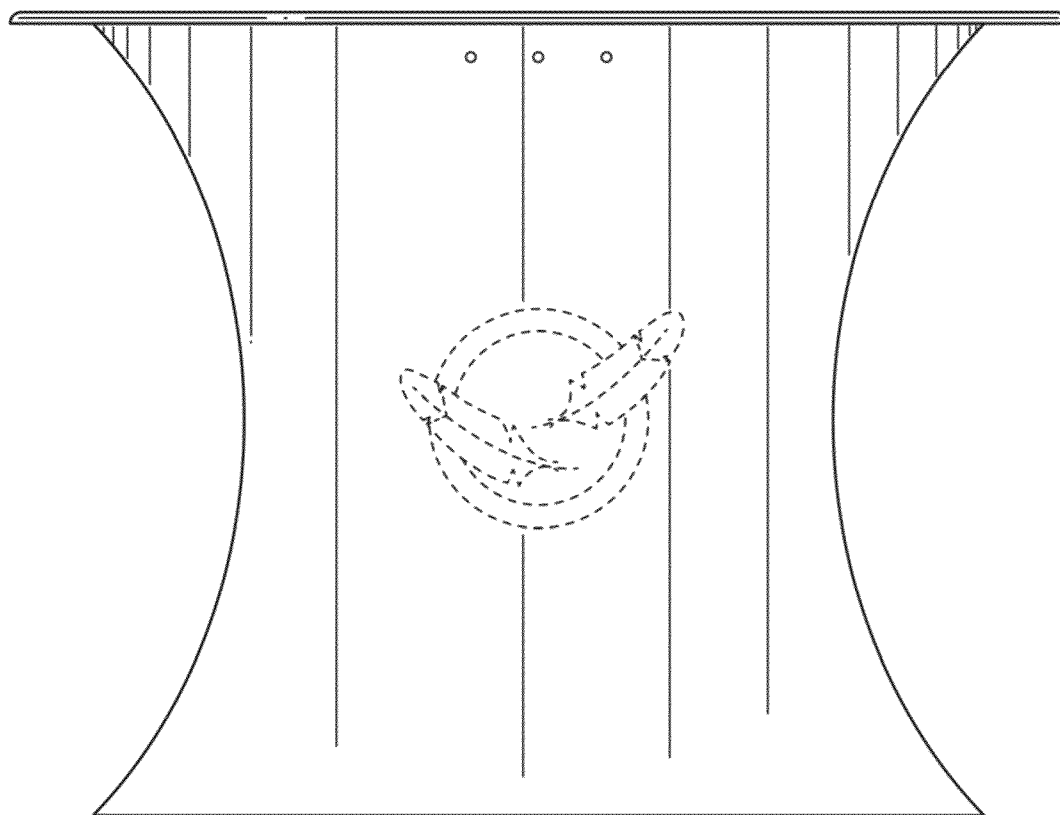


FIG. 5

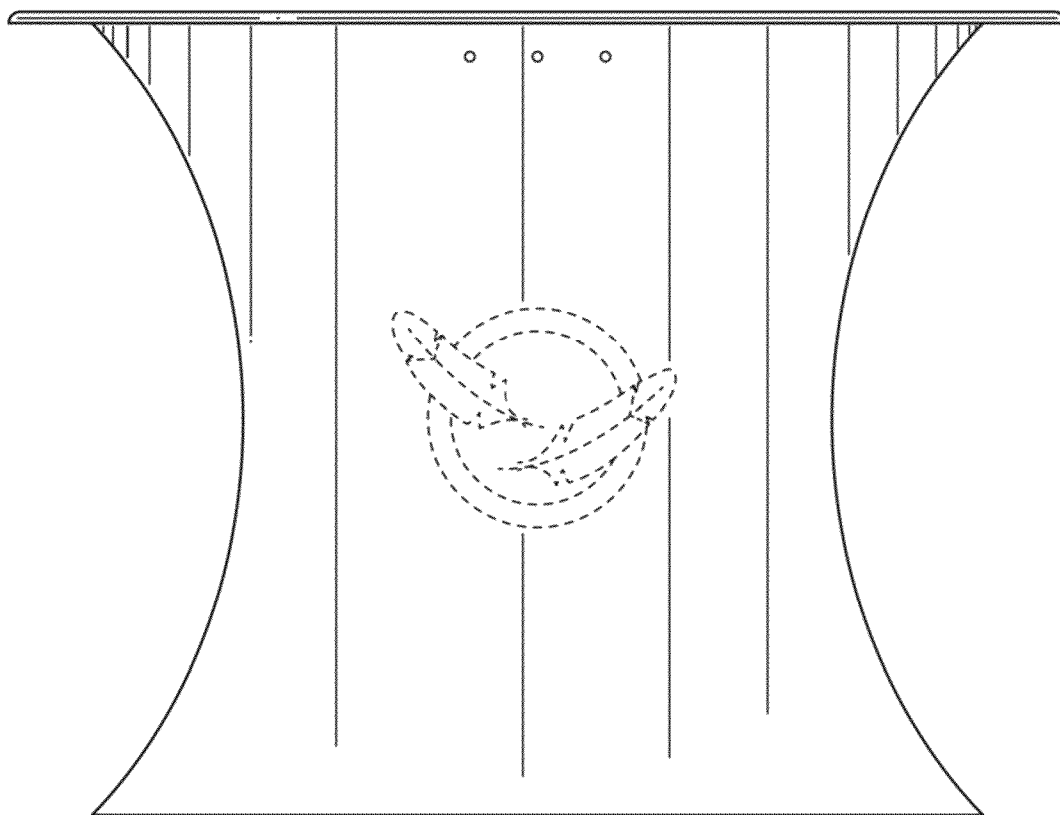


FIG. 6

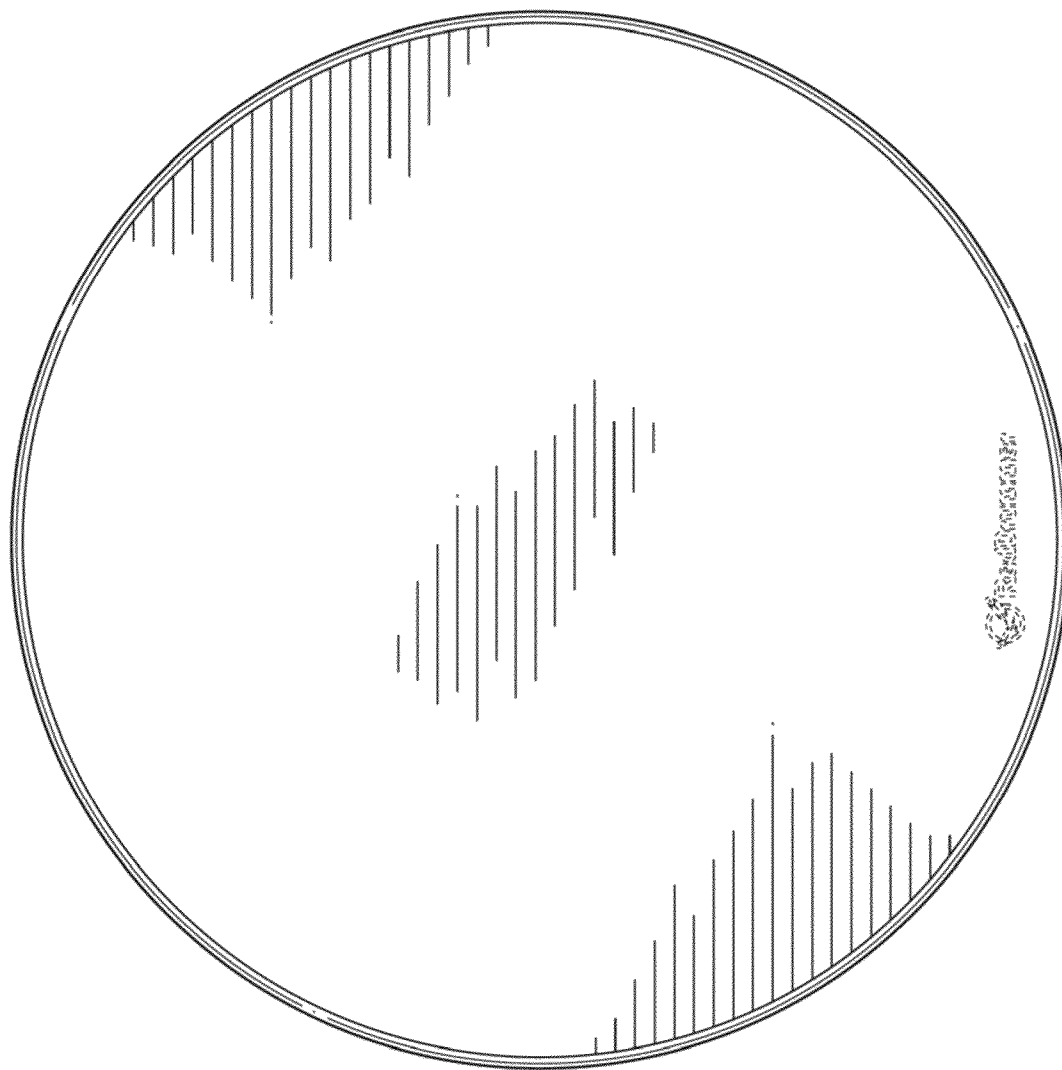


FIG. 7

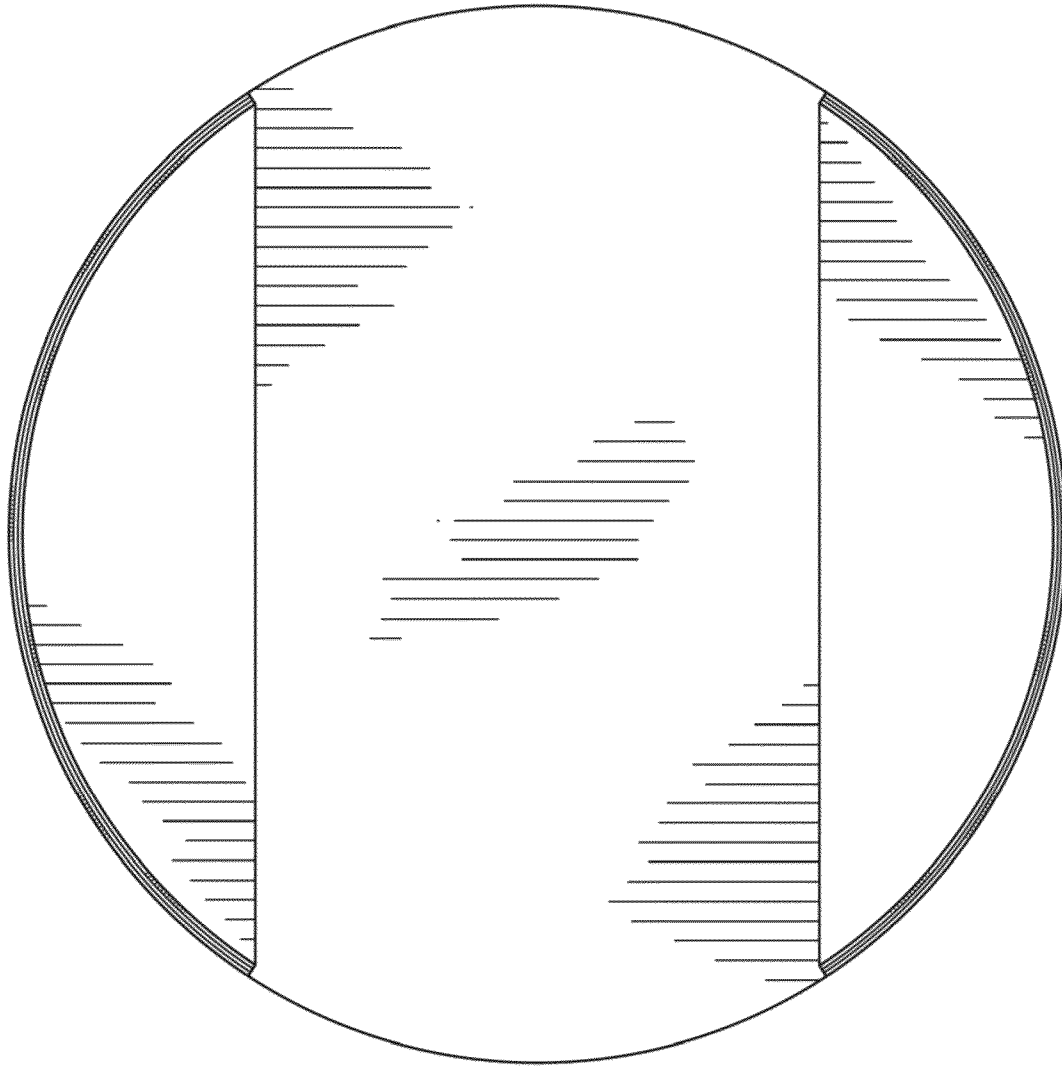


FIG. 8