

(12) **United States Design Patent**
Murray et al.

(10) **Patent No.:** **US D785,759 S**
(45) **Date of Patent:** **** May 2, 2017**

- (54) **LAVATORY FIXTURES**
- (71) Applicant: **Bradley Fixtures Corporation**,
Menomonee Falls, WI (US)
- (72) Inventors: **Chris Murray**, Chicago, IL (US);
Travis Kurz, Chicago, IL (US)
- (73) Assignee: **Bradley Fixtures Corporation**,
Menomonee Falls, WI (US)
- (**) Term: **15 Years**
- (21) Appl. No.: **29/576,899**
- (22) Filed: **Sep. 8, 2016**

D312,496 S *	11/1990	Strignano	D23/242
D318,100 S *	7/1991	Rodstein	D23/255
D318,320 S *	7/1991	Zerlia	D23/241
D322,840 S *	12/1991	Rodstein	D23/255
D327,118 S *	6/1992	Rodstein	D23/242
D334,798 S *	4/1993	Levien	D23/255
5,215,216 A *	6/1993	Van Marcke	A47K 5/1202 222/1
D341,741 S *	11/1993	Allen	D6/542
D341,875 S *	11/1993	Allen	D23/238
D465,556 S *	11/2002	Ouyoung	D23/238
D582,008 S *	12/2008	Citterio	D23/238
D614,733 S *	4/2010	Pan	D23/238

(Continued)

Primary Examiner — Robert Delehanty
(74) *Attorney, Agent, or Firm* — Boyle Fredrickson, S.C.

- Related U.S. Application Data**
- (62) Division of application No. 29/520,743, filed on Mar. 17, 2015, now Pat. No. Des. 768,267.
 - (51) **LOC (10) Cl.** **23-01**
 - (52) **U.S. Cl.** **D23/238**
USPC **D23/238**
 - (58) **Field of Classification Search**
USPC D23/238–243, 249–250, 252, 255, 257;
D28/54.1, 58; D6/542–545
CPC E03C 1/04; E03C 1/0401; E03C 1/0402;
E03C 1/0404; E03C 1/057; E03C 1/052;
F16K 31/602; F16K 31/605; F16K
31/607; A47K 5/1217; A47K 10/48
See application file for complete search history.

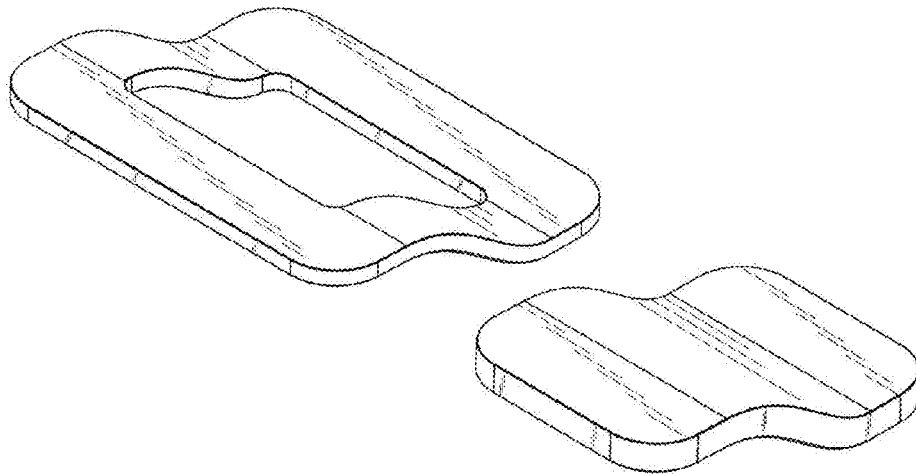
(57) **CLAIM**
The ornamental design for lavatory fixtures, substantially as shown and described.

DESCRIPTION

FIG. 1 is a raised perspective view of an embodiment of lavatory fixtures showing a faucet and soap dispenser in one fixture and a hand dryer in the other fixture;
FIG. 2 is a perspective view of the embodiment of the lavatory fixtures according to FIG. 1;
FIG. 3 is a top view of the embodiment of the lavatory fixtures according to FIG. 1;
FIG. 4 is a left-side view of the embodiment of the lavatory fixtures according to FIG. 1;
FIG. 5 is a right-side view of the embodiment of the lavatory fixtures according to FIG. 1;
FIG. 6 is a front view of the embodiment of the lavatory fixtures according to FIG. 1; and,
FIG. 7 is a rear view of the embodiment of the lavatory fixtures according to FIG. 1.
Any broken lines represent environmental structure and form no part of the claimed design.

- (56) **References Cited**
U.S. PATENT DOCUMENTS
- | | | | | |
|---------------|--------|-----------|-------|-------------------------|
| D224,402 S * | 7/1972 | Jenner | | D23/241 |
| D289,916 S * | 5/1987 | Delepine | | D23/255 |
| D291,115 S * | 7/1987 | Delepine | | D23/255 |
| D296,233 S * | 6/1988 | Enthoven | | D23/241 |
| D310,866 S * | 9/1990 | Strignano | | D23/241 |
| 4,953,236 A * | 9/1990 | Lee | | E03C 1/057
236/12.12 |

1 Claim, 5 Drawing Sheets



(56)

References Cited

U.S. PATENT DOCUMENTS

D617,422	S *	6/2010	Suzuki	D23/238
D622,526	S *	8/2010	Dai	D6/542
D634,403	S *	3/2011	Thornton	D23/238
D634,404	S *	3/2011	Thornton	D23/238
D663,016	S *	7/2012	Figurski	D23/271
D698,495	S *	1/2014	Lee	D28/54.1
D703,380	S *	4/2014	Lee	D28/54.1
D708,711	S *	7/2014	Yu	D23/238
D710,127	S *	8/2014	Chauhan	D6/542
D714,493	S *	9/2014	Liu	F26B 25/06 D28/54.1
2005/0087557	A1 *	4/2005	Oliver	A47K 5/1217 222/251

* cited by examiner

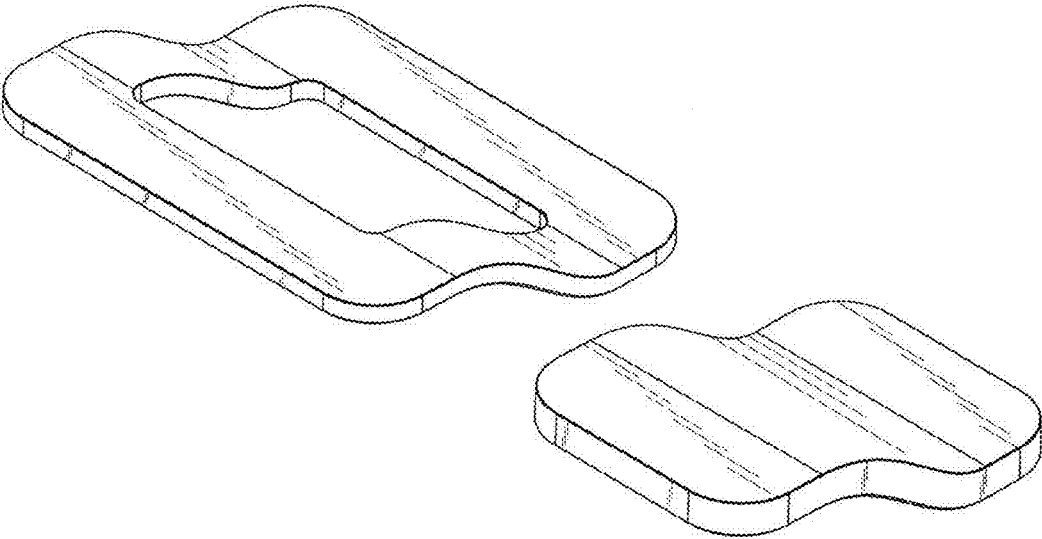


FIG. 1

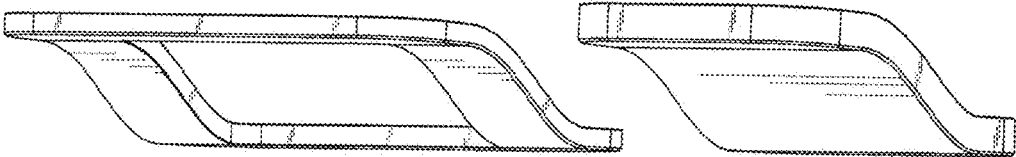


FIG. 2

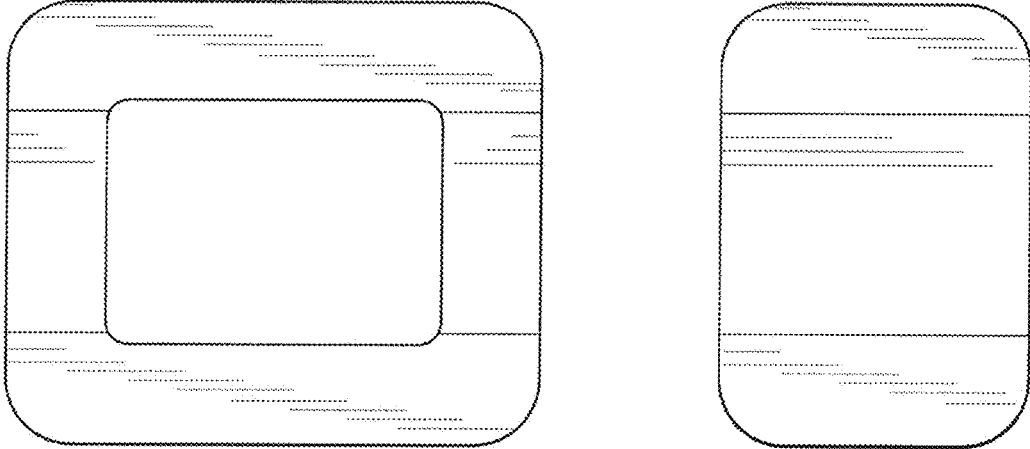


FIG. 3



FIG. 4




FIG. 5

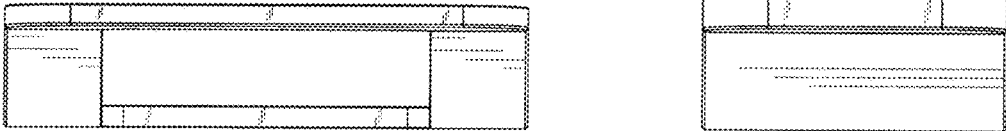


FIG. 6

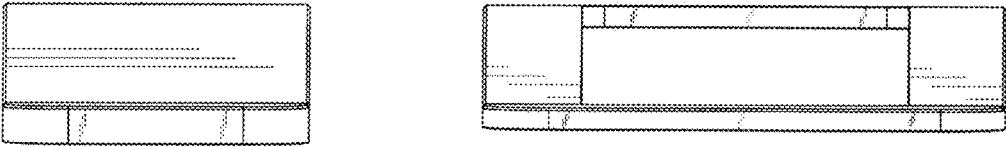


FIG. 7