



US00D746368S

(12) **United States Design Patent**
Uhm

(10) **Patent No.:** **US D746,368 S**

(45) **Date of Patent:** **** Dec. 29, 2015**

- (54) **SET OF EYEGLASS COMPONENTS**
- (71) Applicant: **Oakley, Inc.**, Foothill Ranch, CA (US)
- (72) Inventor: **Kyusik Uhm**, Glendale, CA (US)
- (73) Assignee: **Oakley, Inc.**, Foothill Ranch, CA (US)
- (**) Term: **14 Years**
- (21) Appl. No.: **29/501,452**

| | | |
|--------------|---------|----------------|
| D543,574 S | 5/2007 | Jannard et al. |
| D545,351 S | 6/2007 | Jannard et al. |
| D545,868 S | 7/2007 | Chuang |
| D545,872 S | 7/2007 | Yee et al. |
| D546,373 S | 7/2007 | Jannard et al. |
| D547,359 S | 7/2007 | Krakoff et al. |
| D555,705 S | 11/2007 | Chuang |
| D557,326 S | 12/2007 | Jannard et al. |
| D561,809 S | 2/2008 | Yee |
| D564,571 S | 3/2008 | Jannard et al. |
| D564,572 S | 3/2008 | Yee et al. |
| D565,089 S | 3/2008 | Moritz |
| 7,347,545 B1 | 3/2008 | Jannard |

(Continued)

- (22) Filed: **Sep. 4, 2014**
- (51) **LOC (10) Cl.** **16-06**
- (52) **U.S. Cl.**
- USPC **D16/335**
- (58) **Field of Classification Search**
- USPC D16/101, 300-342, 900; D29/109-110;
351/41, 44, 51-52, 62, 158, 92,
351/103-123, 140-153, 63, 59, 45-48;
2/426-432, 447-449, 441, 434-437,
2/13, 15; D21/483, 659-661; D14/372
- CPC G02C 2200/08; G02C 1/06; G02C 5/14;
G02C 11/02; G02C 11/04; G01C 5/16;
A61M 2021/0044; A63B 33/002
- See application file for complete search history.

OTHER PUBLICATIONS

U.S. Appl. No. 29/471,271, filed Oct. 30, 2013, Shin.

(Continued)

Primary Examiner — Raphael Barkai
(74) *Attorney, Agent, or Firm* — Knobbe Martens Olson & Bear, LLP

(57) **CLAIM**

The ornamental design for a set of eyeglass components, as shown and described.

DESCRIPTION

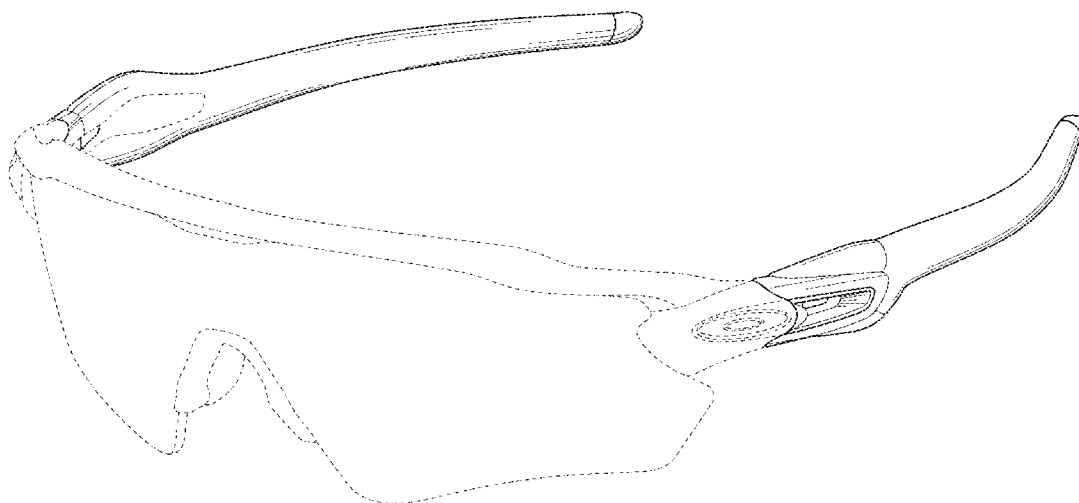
FIG. 1 is a front perspective view of a set of eyeglass components showing an embodiment of the new design; FIG. 2 is a front elevational view thereof; FIG. 3 is a rear elevational view thereof; FIG. 4 is a left side elevational view thereof, the right side elevational view being a mirror image thereof; FIG. 5 is a top plan view thereof; and, FIG. 6 is a bottom plan view thereof. The broken lines in the Figures show portions of the set of eyeglass components which form no part of the claimed design.

1 Claim, 5 Drawing Sheets

(56) **References Cited**

U.S. PATENT DOCUMENTS

| | | | |
|------------|----------|----------------|---------|
| D426,845 S | 6/2000 | Green et al. | |
| D437,872 S | * 2/2001 | Guo | D16/314 |
| D458,624 S | 6/2002 | Soper | |
| D478,929 S | 8/2003 | Baden et al. | |
| D484,173 S | 12/2003 | Jannard et al. | |
| D496,383 S | 9/2004 | Yee et al. | |
| D496,680 S | 9/2004 | Yee | |
| D497,380 S | 10/2004 | Thixton | |
| D505,150 S | 5/2005 | Yee et al. | |
| D508,515 S | 8/2005 | Yee et al. | |
| D513,275 S | 12/2005 | Yee | |
| D513,761 S | 1/2006 | Yee et al. | |
| D539,833 S | 4/2007 | Chuang | |



(56)

References Cited

U.S. PATENT DOCUMENTS

D569,412 S 5/2008 Jannard et al.
 D572,745 S 7/2008 Moritz
 D575,324 S 8/2008 Moritz
 D581,443 S 11/2008 Jannard et al.
 D581,444 S 11/2008 Jannard et al.
 D584,335 S 1/2009 Baden et al.
 D585,475 S 1/2009 Yang
 D586,380 S 2/2009 Yee
 D586,381 S 2/2009 Yee
 D590,432 S 4/2009 Yee
 D591,787 S 5/2009 Yee
 D594,501 S 6/2009 Yee
 D595,757 S 7/2009 Yang
 7,594,723 B2 9/2009 Jannard
 D601,613 S 10/2009 Yee
 D609,266 S 2/2010 Yasuhara et al.
 D609,737 S 2/2010 Jannard et al.
 D613,329 S 4/2010 Jannard et al.
 D615,580 S 5/2010 Baden et al.
 D615,581 S 5/2010 Yee
 D616,012 S 5/2010 Yee
 D616,485 S 5/2010 Thixton
 D622,303 S 8/2010 Thixton
 D622,755 S 8/2010 Yee
 D623,684 S 9/2010 Yee
 D640,725 S 6/2011 Moritz et al.
 D646,708 S 10/2011 Moritz et al.

D648,771 S 11/2011 Rohrbach
 D649,579 S 11/2011 Thixton
 D653,697 S 2/2012 Taylor et al.
 D653,698 S 2/2012 Taylor et al.
 D659,180 S 5/2012 Moritz
 D659,181 S 5/2012 Moritz
 D659,746 S * 5/2012 Chen D16/314
 D674,432 S * 1/2013 Earley D16/314
 D675,664 S 2/2013 Moritz
 D675,666 S 2/2013 Thixton et al.
 D687,481 S 8/2013 Moritz
 D690,763 S * 10/2013 Lee et al. D16/315
 D705,340 S 5/2014 Shin
 D706,334 S * 6/2014 Markovitz et al. D16/315
 D727,400 S * 4/2015 Blanchard et al. D16/314
 D728,002 S * 4/2015 Uhm D16/314

OTHER PUBLICATIONS

U.S. Appl. No. 29/501,430, filed Sep. 4, 2014, Uhm.
 U.S. Appl. No. 29/501,442, filed Sep. 4, 2014, Uhm.
 U.S. Appl. No. 29/501,436, filed Sep. 4, 2014, Uhm.
 Wiley X, "Wiley X PT-1," printed from www.wileyx.com on Dec. 2, 2014, unknown publication date.
 Wiley X, "Wiley X WX Talon," printed from www.wileyx.com on Dec. 2, 2014, unknown publication date.
 Revision, "Sawfly Military Eyewear System," printed from http://www.revisionmilitary.com on Dec. 2, 2014, unknown publication date.

* cited by examiner

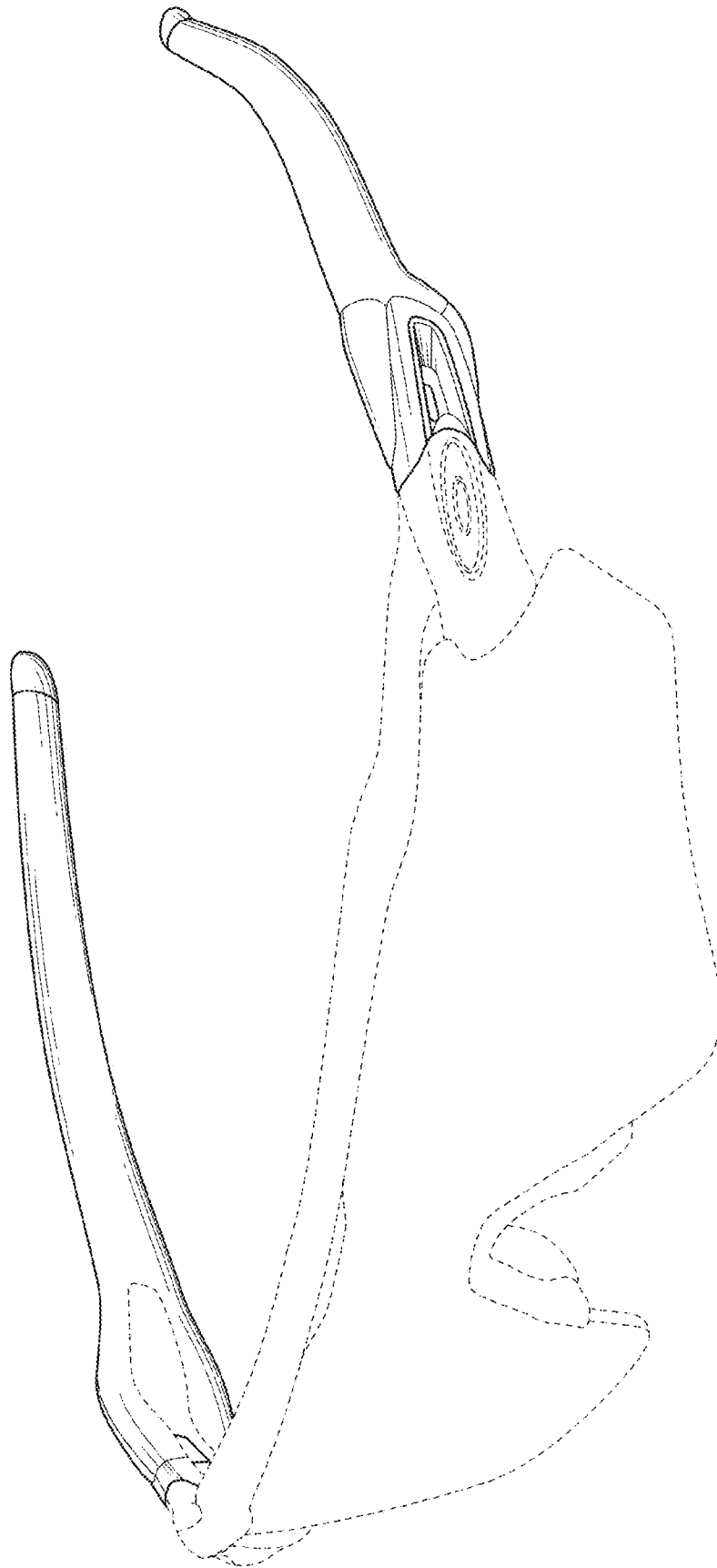


FIG. 1

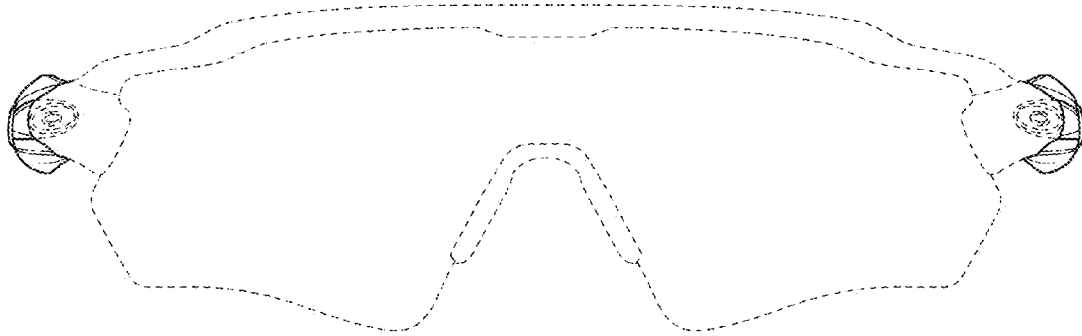


FIG. 2

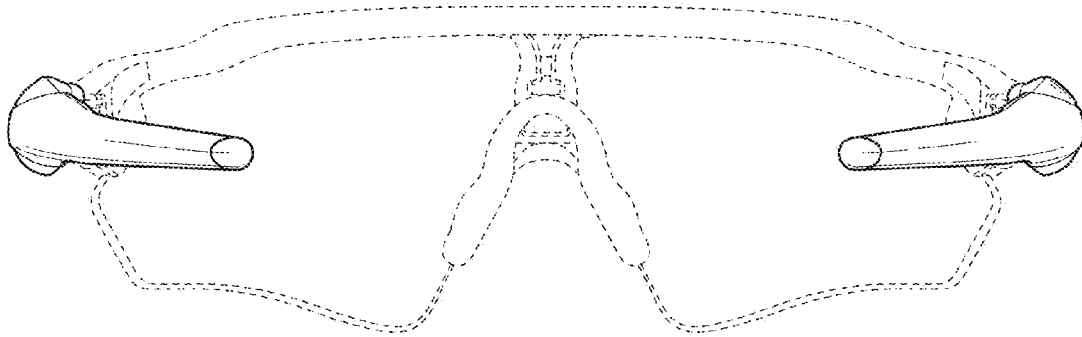


FIG. 3

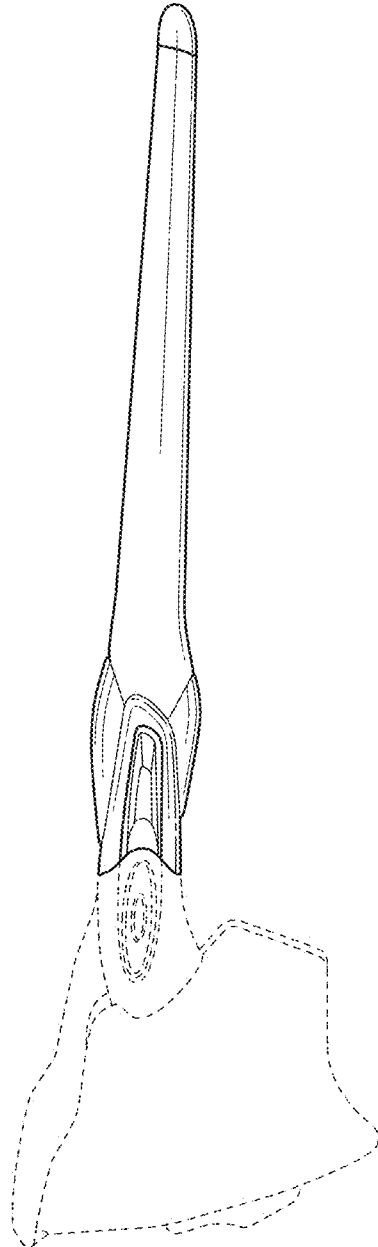


FIG. 4

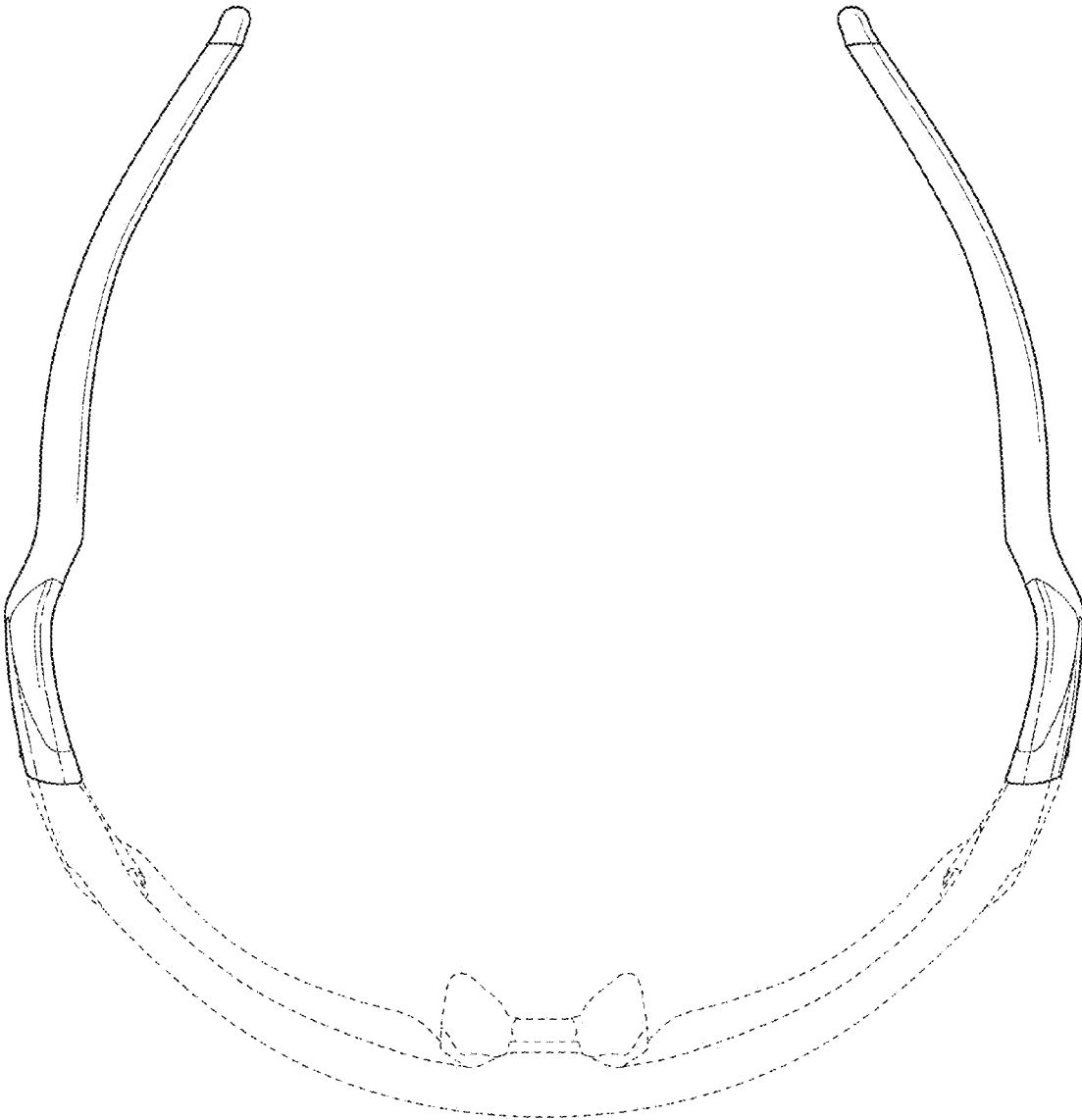


FIG. 5

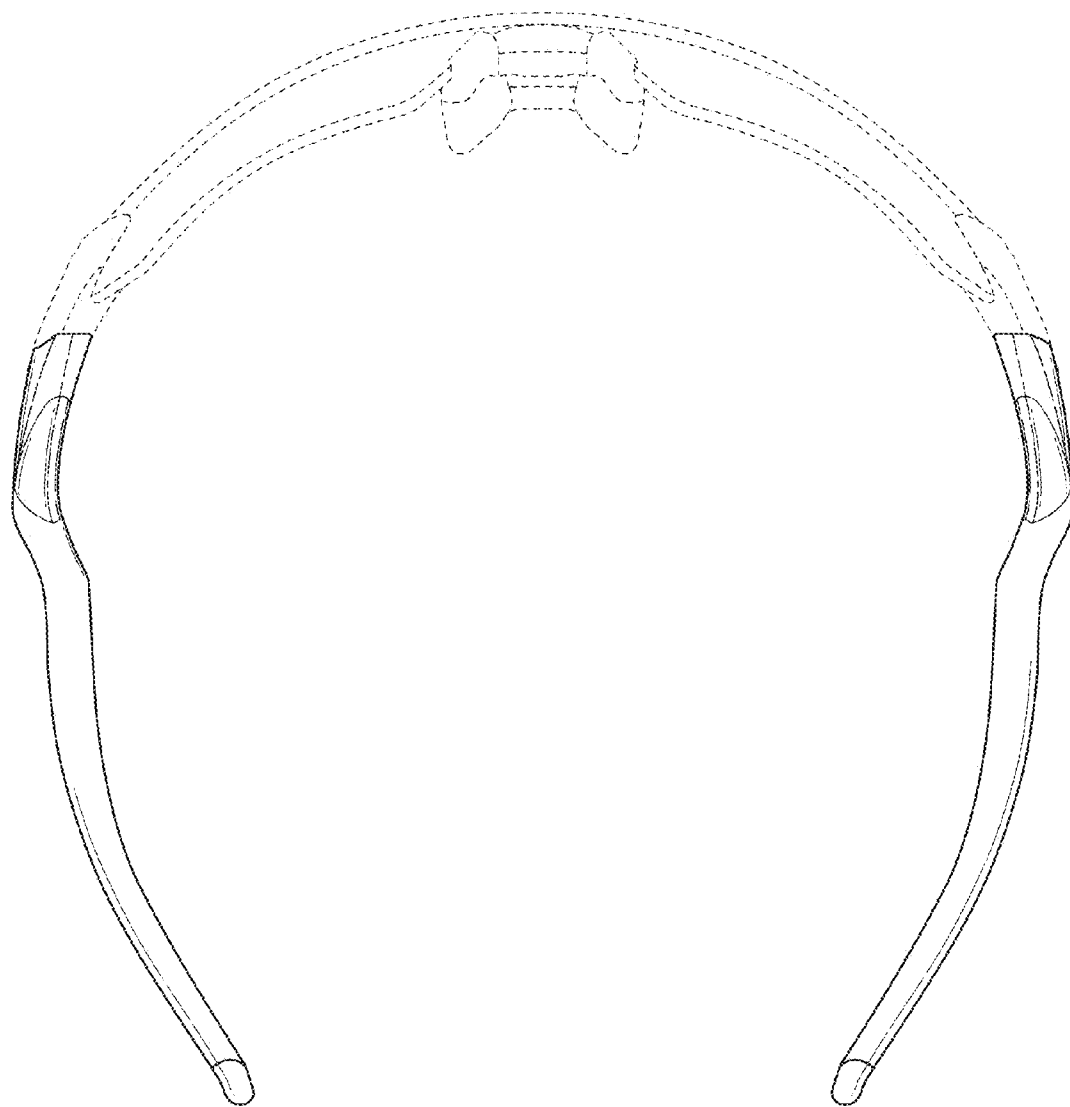


FIG. 6