

March 25, 1952

H. DREYFUSS

Des. 166,249

CLOCK BASE OR SIMILAR ARTICLE

Filed March 21, 1951

Fig. 1.

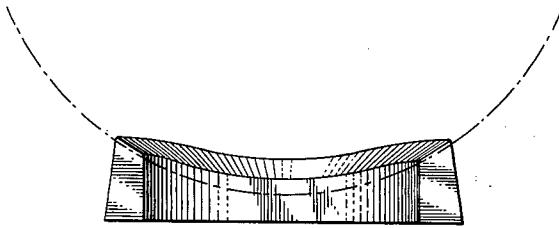


Fig. 2.

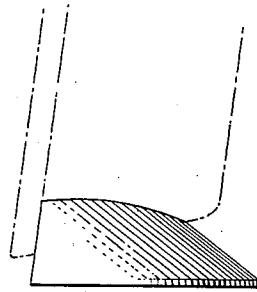


Fig. 3.

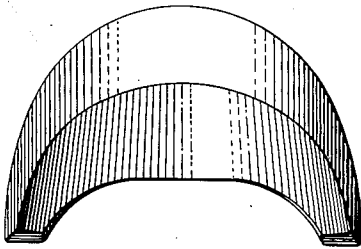


Fig. 4.

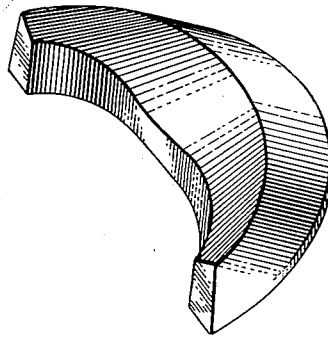
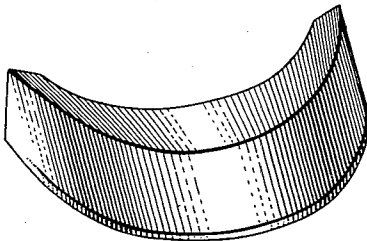


Fig. 5.



Inventor
Henry Dreyfuss
by *Earle Stewart*
Attorneys

UNITED STATES PATENT OFFICE

166,249

CLOCK BASE OR SIMILAR ARTICLE

Henry Dreyfuss, Pasadena, Calif., assignor to The E. Ingraham Company, Bristol, Conn., a corporation of Connecticut

Application March 21, 1951, Serial No. 14,561

Term of patent 14 years

(Cl. D42-7)

To all whom it may concern:

Be it known that I, Henry Dreyfuss, a citizen of the United States, residing at Pasadena, in the county of Los Angeles and State of California, have invented a new, original, and ornamental Design for a Clock Base or Similar Article, of which the following is a specification, reference being had to the accompanying drawing, forming part thereof.

Fig. 1 is a front elevational view of a clock base, showing my new design;

Fig. 2 is a side elevational view of the clock base, the essential features being shown in full lines;

Fig. 3 is a top plan view of the clock base;

Fig. 4 is a perspective view of the clock base, viewing the front thereof at an angle; and

Fig. 5 is another perspective view of the clock base, viewed from the rear thereof.

The fragmentary broken lines shown in Figs. 1 and 2 are for illustrative purposes only.

I claim:

The ornamental design for a clock base or similar article, substantially as shown and described.
HENRY DREYFUSS.

REFERENCES CITED

The following references are of record in the file of this patent:

UNITED STATES PATENTS

Number	Name	Date
D. 75,078	Sessions	May 1, 1928
D. 149,079	Lux	Mar. 23, 1948