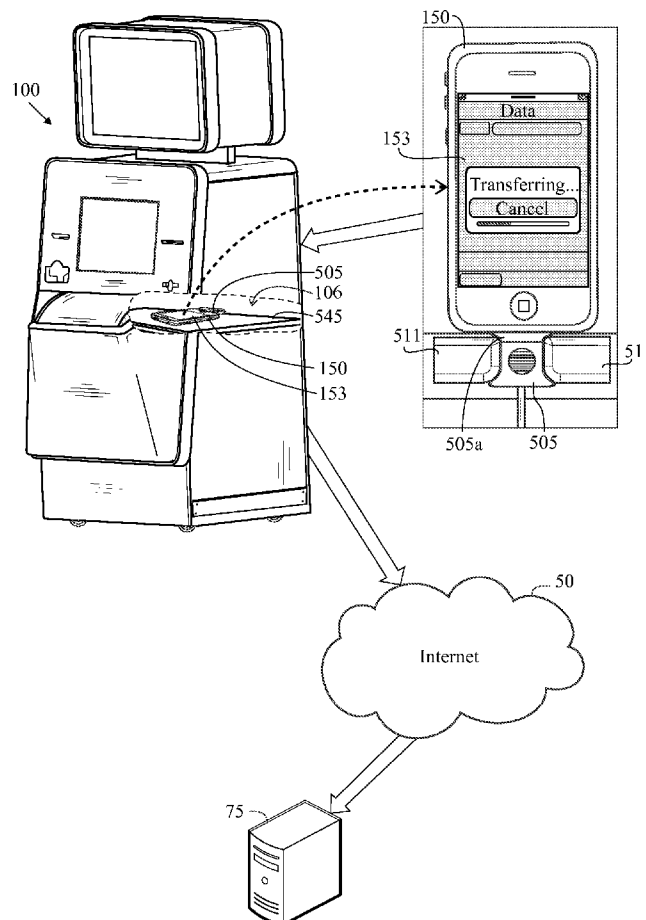




US 20150066677A1

(19) **United States**(12) **Patent Application Publication**
Bowles et al.(10) **Pub. No.: US 2015/0066677 A1**
(43) **Pub. Date: Mar. 5, 2015**(54) **PRE-ACQUISITION AUCTION FOR
RECYCLED ELECTRONIC DEVICES**(71) Applicant: **ECOATM, INC., (US)**(72) Inventors: **Mark Vincent Bowles**, La Jolla, CA
(US); **Thomas L. Tullie**, Rancho Santa
Fe, CA (US); **Eric Rosser**, San Diego,
CA (US)(73) Assignee: **ECOATM, INC., San Diego, CA (US)**(21) Appl. No.: **13/705,252**(22) Filed: **Dec. 5, 2012****Related U.S. Application Data**(63) Continuation-in-part of application No. 13/438,924,
filed on Apr. 4, 2012, which is a continuation-in-part of
application No. 12/785,465, filed on May 23, 2010,
now Pat. No. 8,200,533, which is a continuation-in-
part of application No. 12/727,624, filed on Mar. 19,
2010, now Pat. No. 7,881,965, which is a continuation-
in-part of application No. 12/573,089, filed on Oct. 2,
2009, now Pat. No. 8,195,511.(60) Provisional application No. 61/472,611, filed on Apr.
6, 2011, provisional application No. 61/102,304, filed
on Oct. 2, 2008, provisional application No. 61/183,
510, filed on Jun. 2, 2009, provisional application No.
61/570,309, filed on Dec. 14, 2011, provisional appli-
cation No. 61/595,154, filed on Feb. 6, 2012.**Publication Classification**(51) **Int. Cl.**
G06Q 30/08 (2006.01)(52) **U.S. Cl.**
CPC **G06Q 30/08** (2013.01)
USPC **705/26.3**(57) **ABSTRACT**

A process for a pre-acquisition auction for recycled electronic devices is disclosed herein. A plurality of pre-acquisition purchase prices are established with each of the plurality of pre-acquisition purchase prices established for a recycled electronic device in a predetermined condition, and each of the pre-acquisition purchase prices established by a winning bid from a bidder of a plurality of bidders for a recycled electronic device.



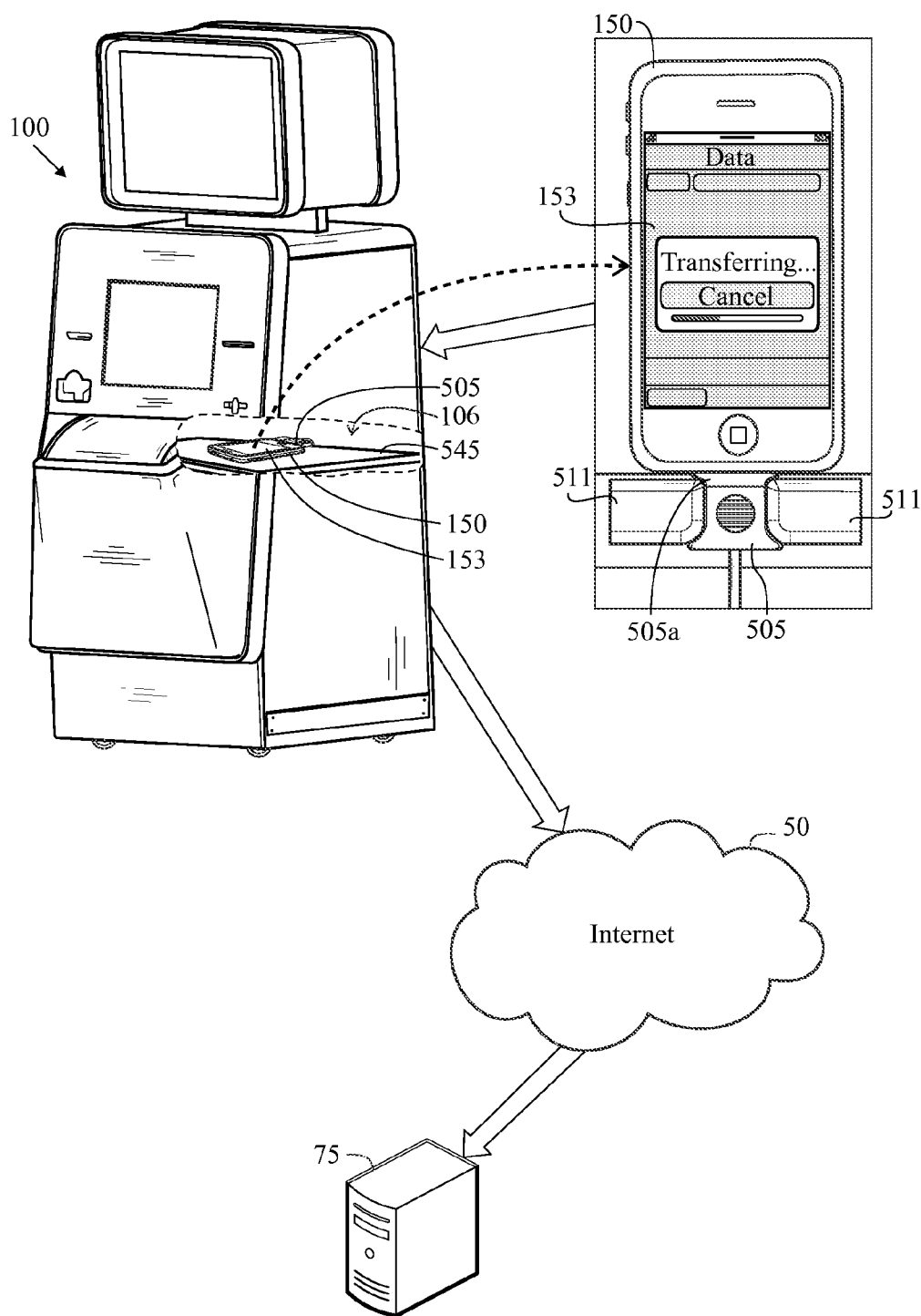


FIG. 1

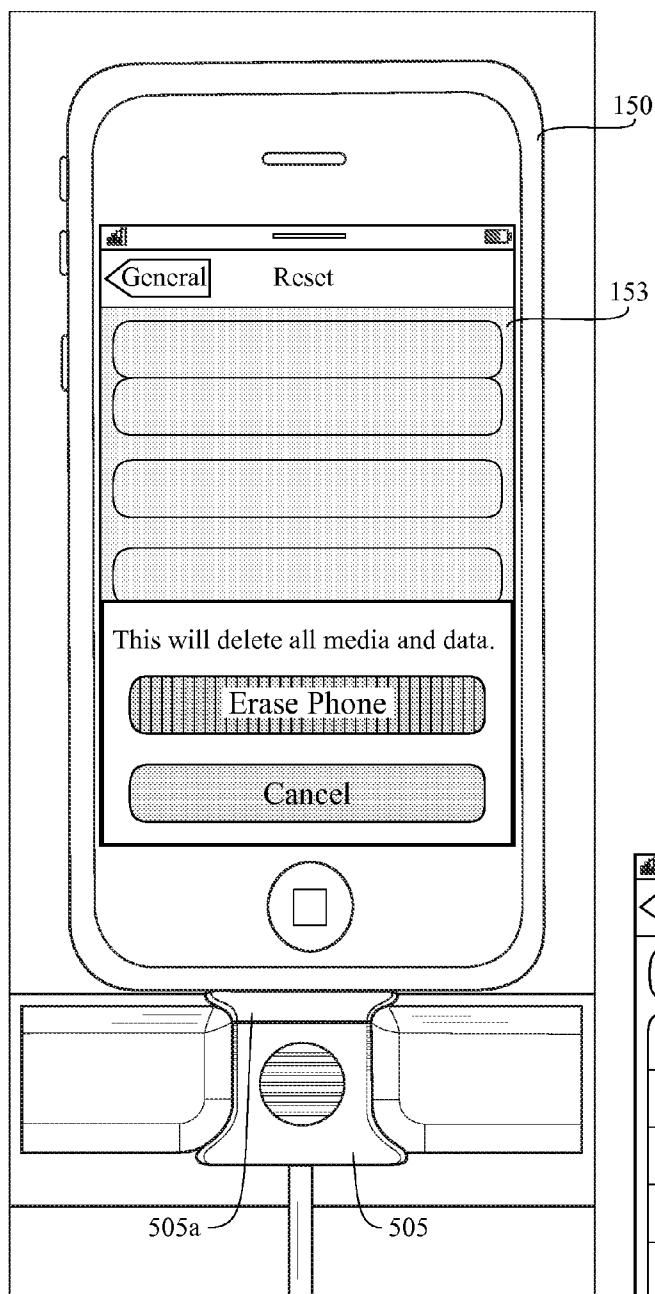


FIG. 2

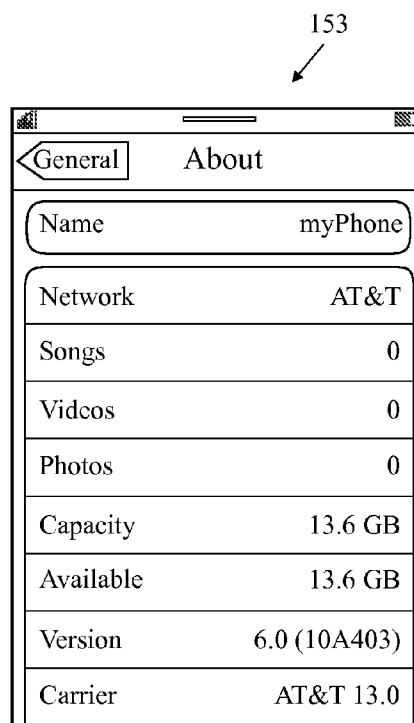


FIG. 3

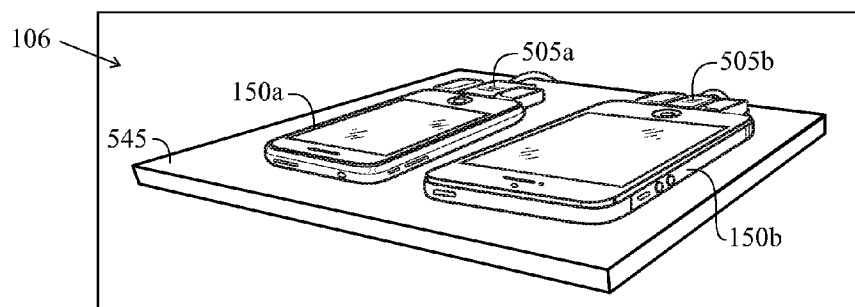


FIG. 4

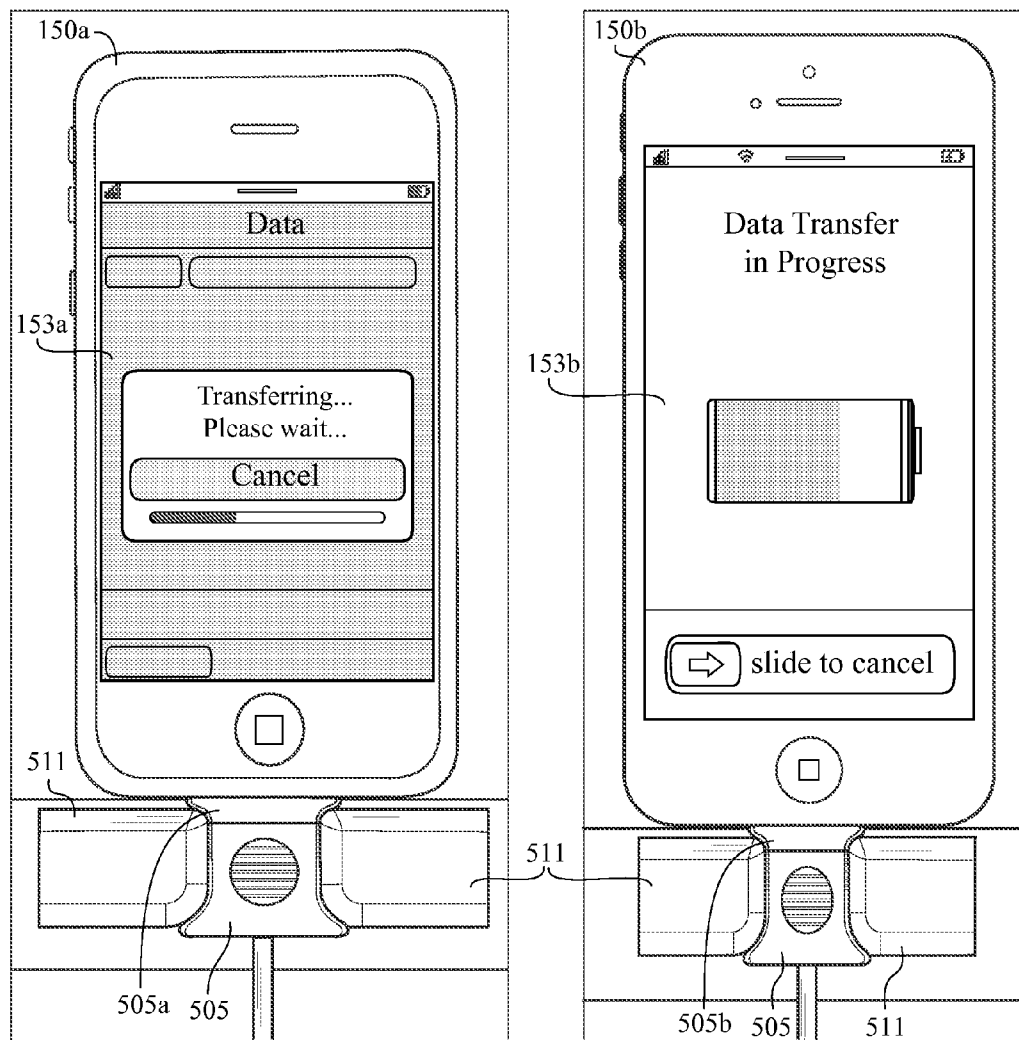


FIG. 5

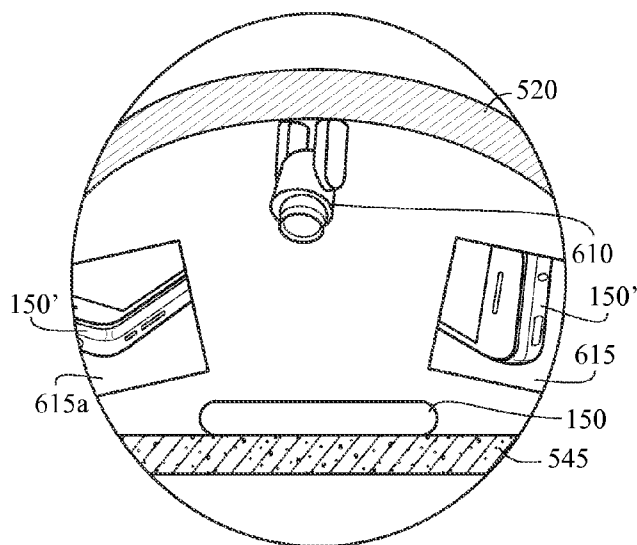


FIG. 6

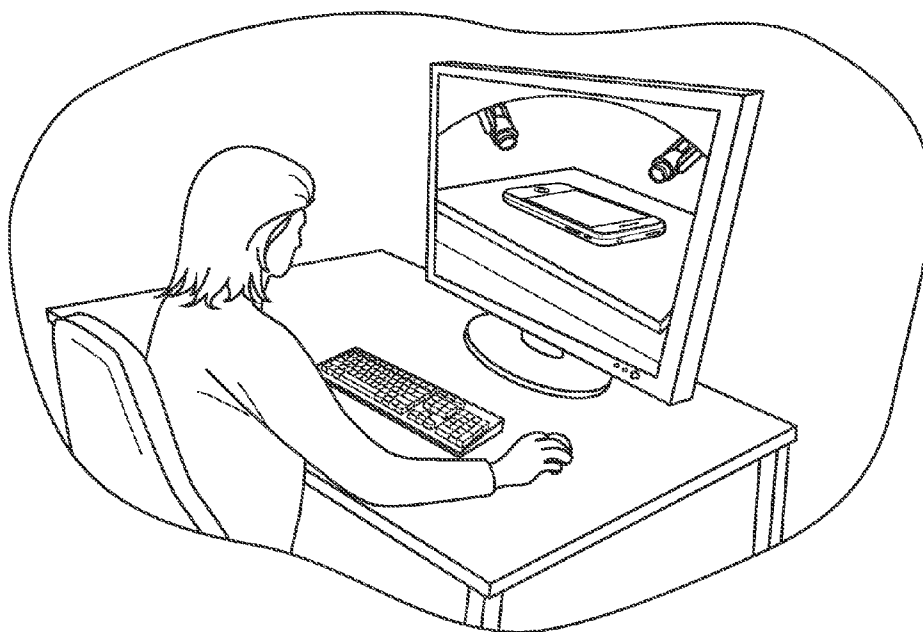


FIG. 7

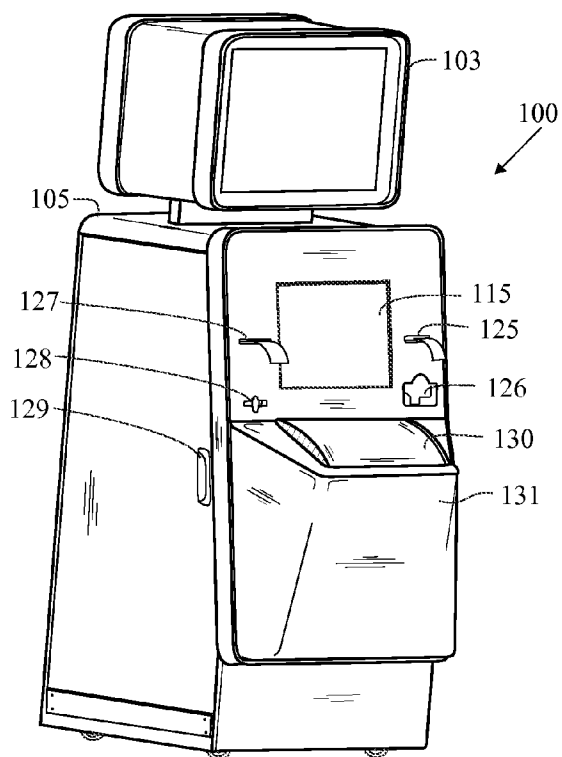


FIG. 8

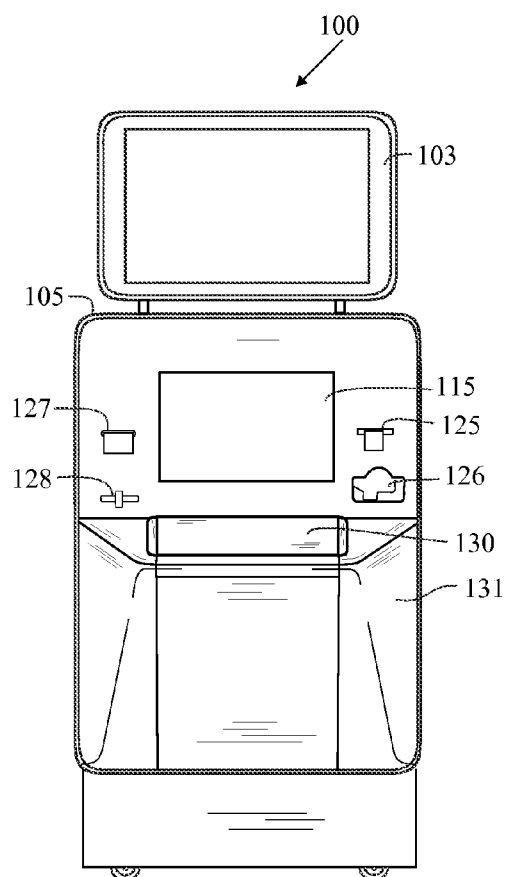


FIG. 8A

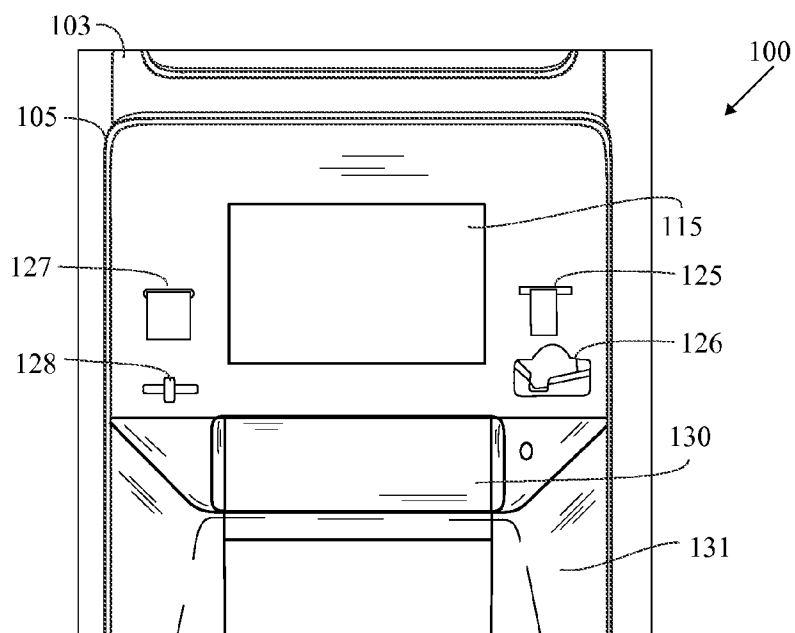


FIG. 8B

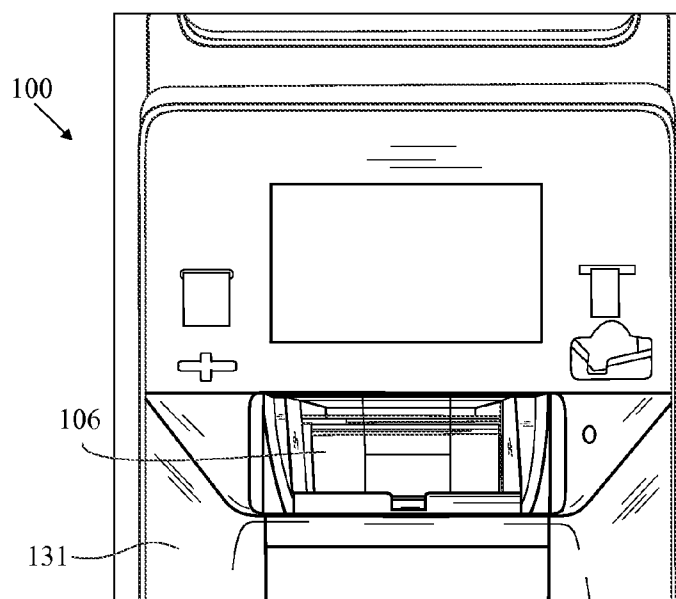


FIG. 8C

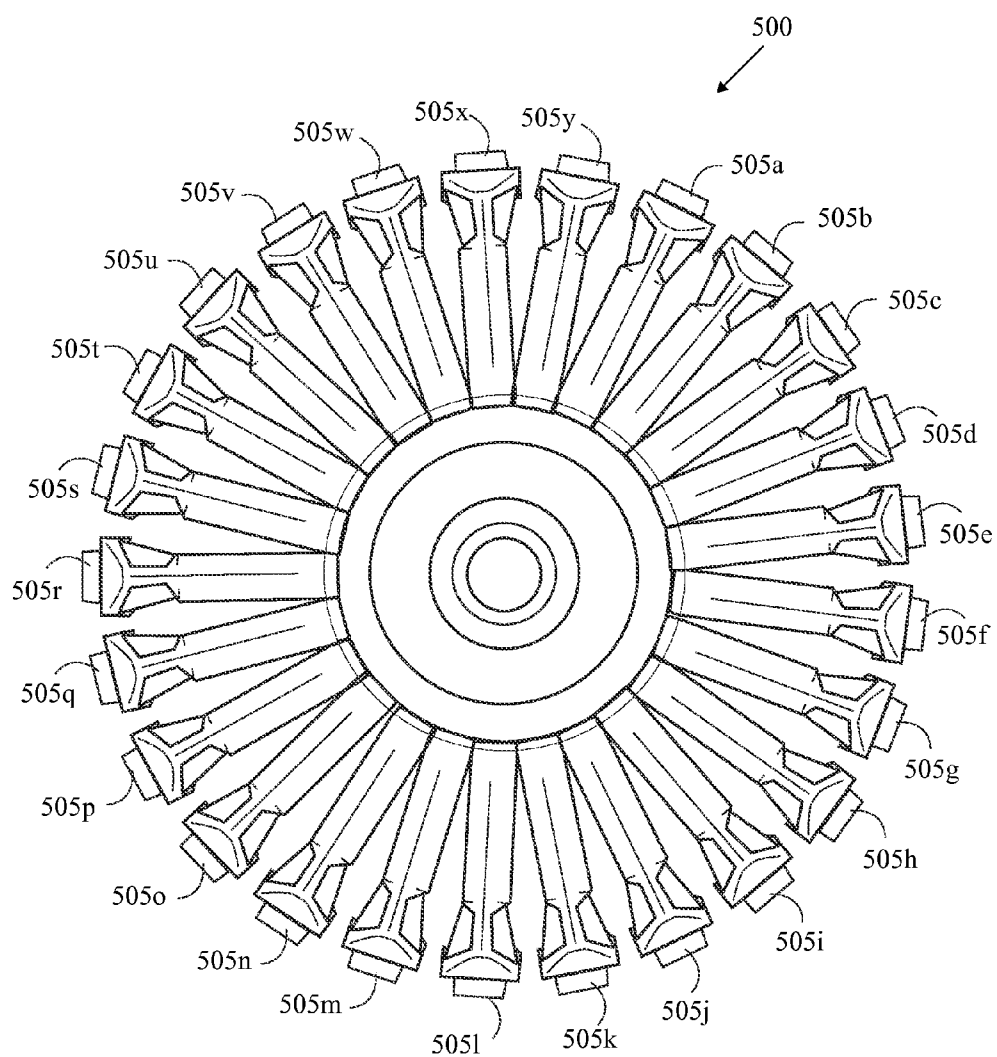


FIG. 9

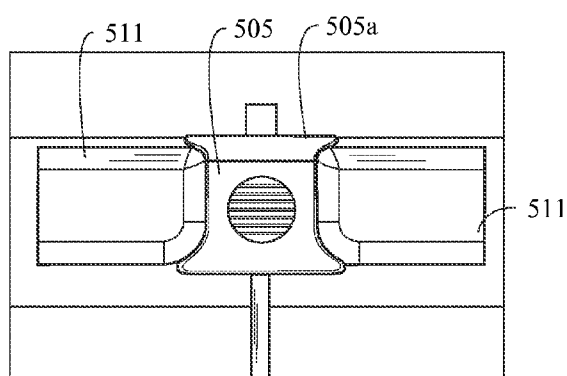


FIG. 9A

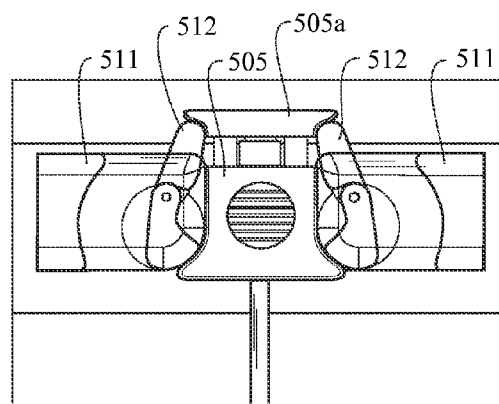


FIG. 9B

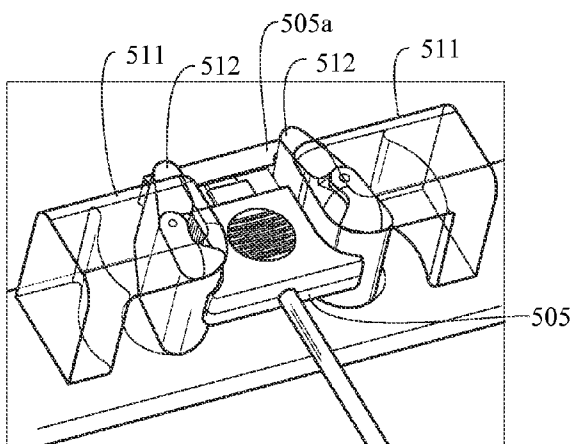


FIG. 9C

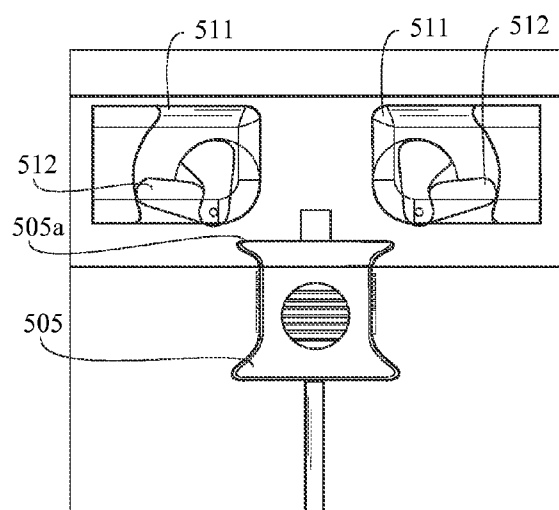


FIG. 9D

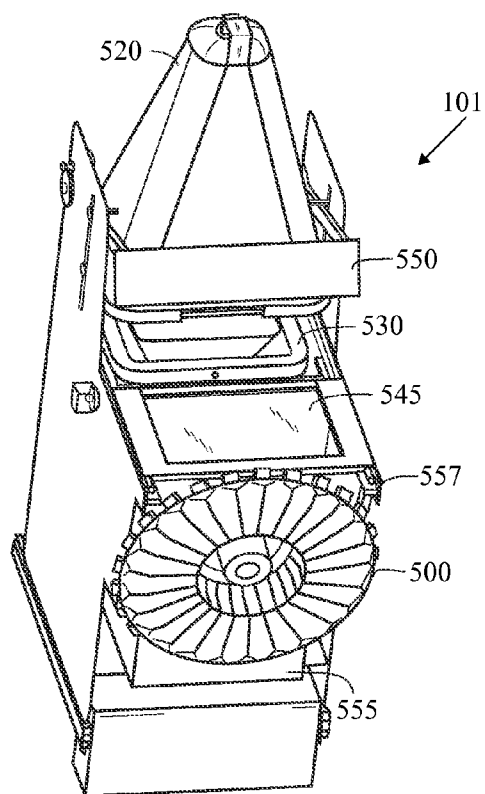


FIG. 10

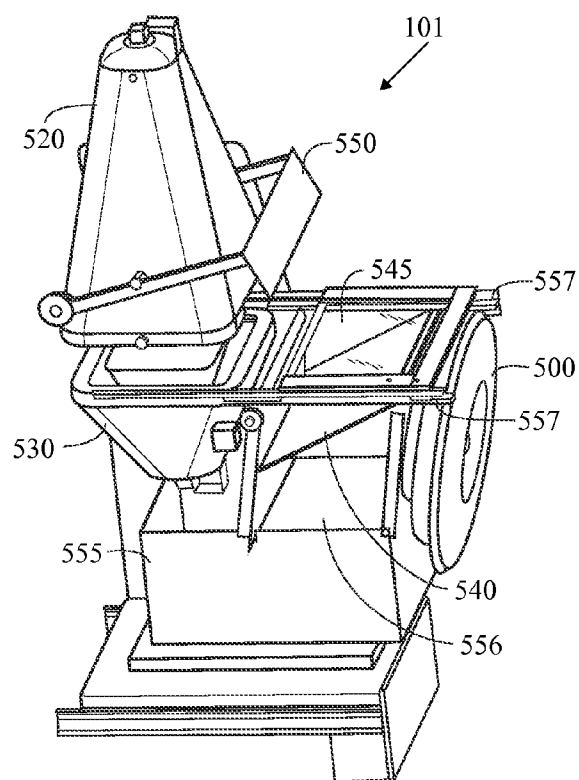


FIG. 10A

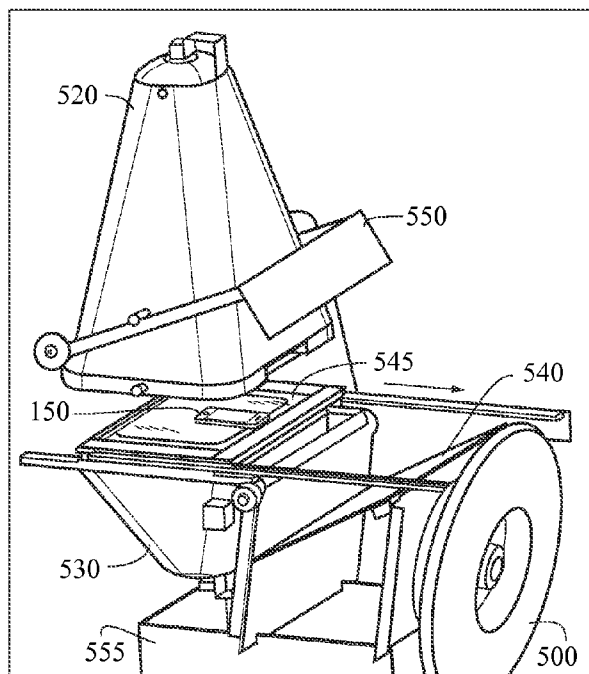


FIG. 10B

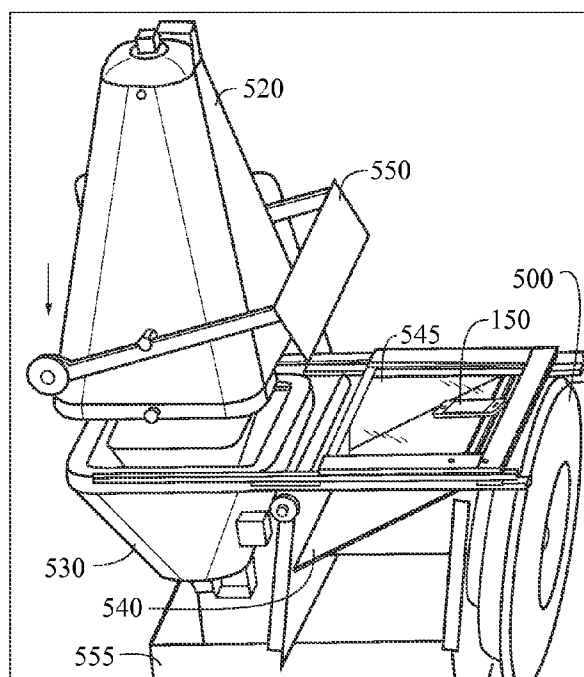


FIG. 10C

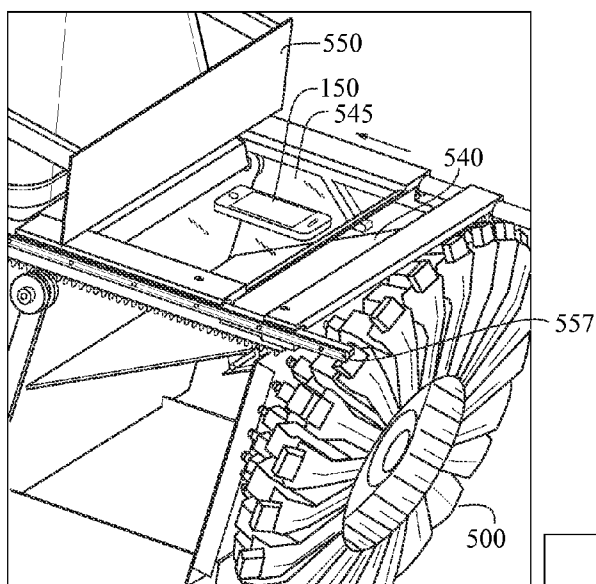


FIG. 11

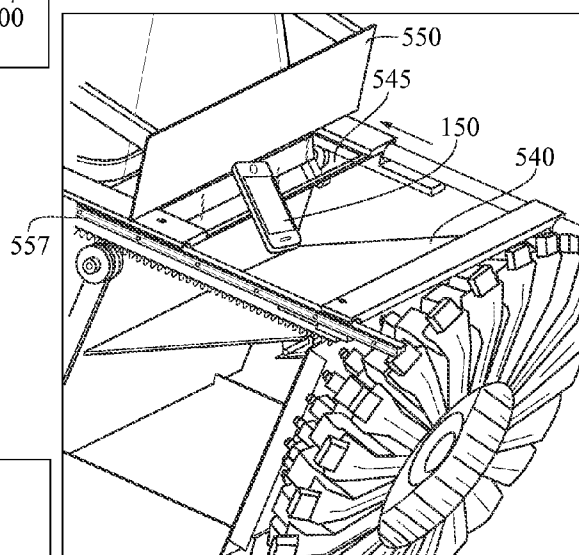


FIG. 11A

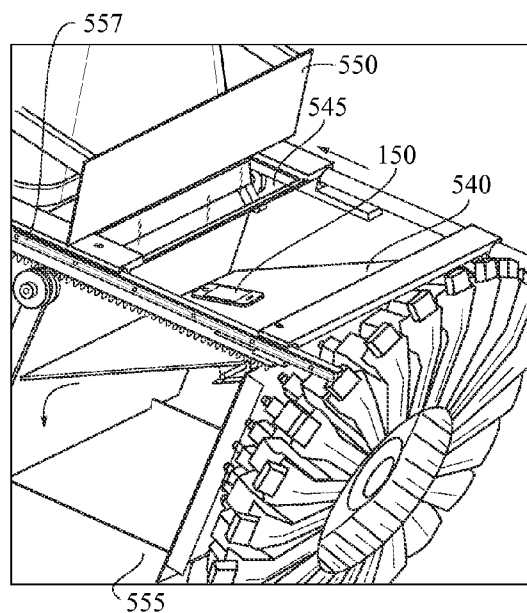


FIG. 11B

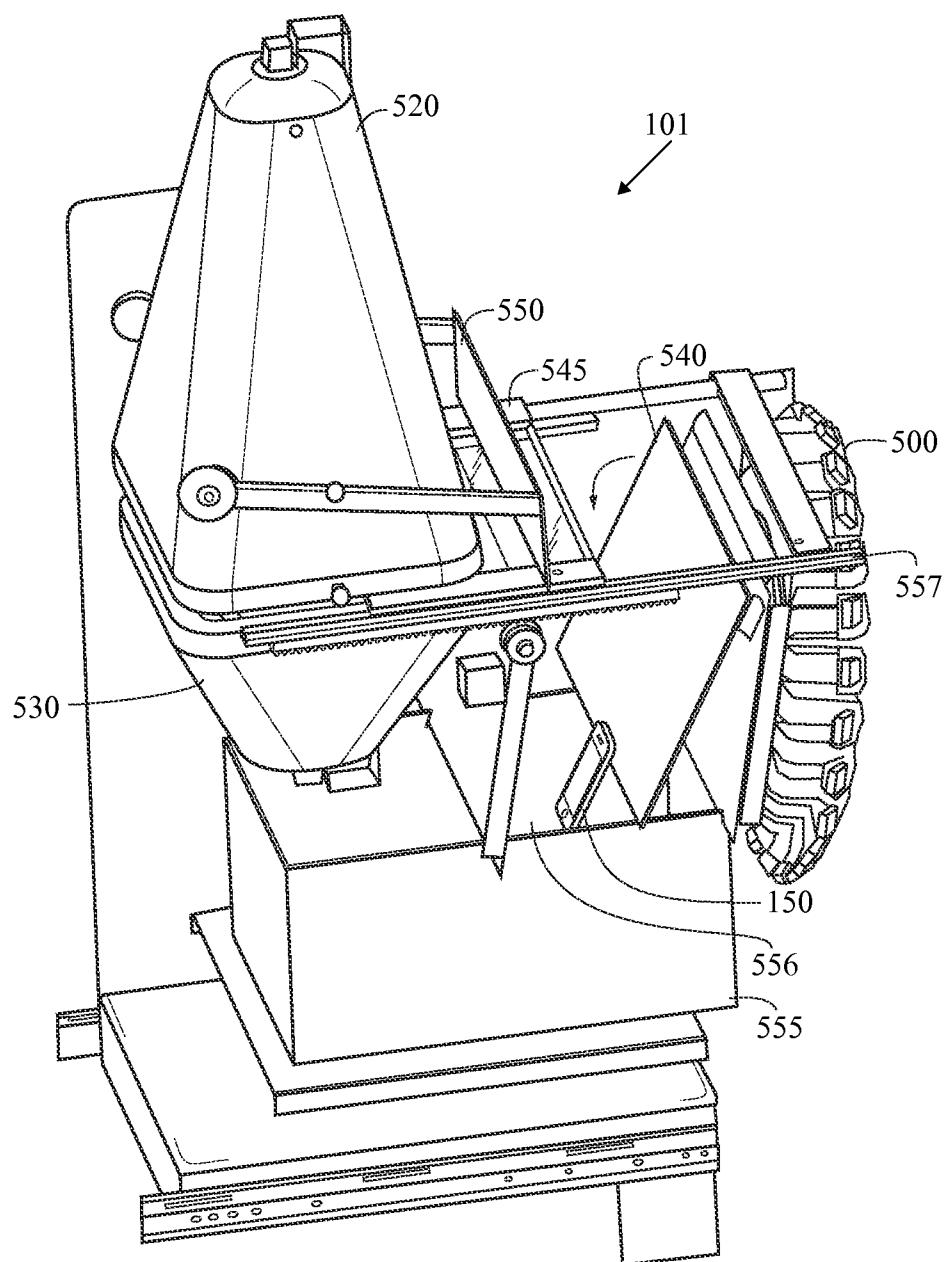


FIG. 11C

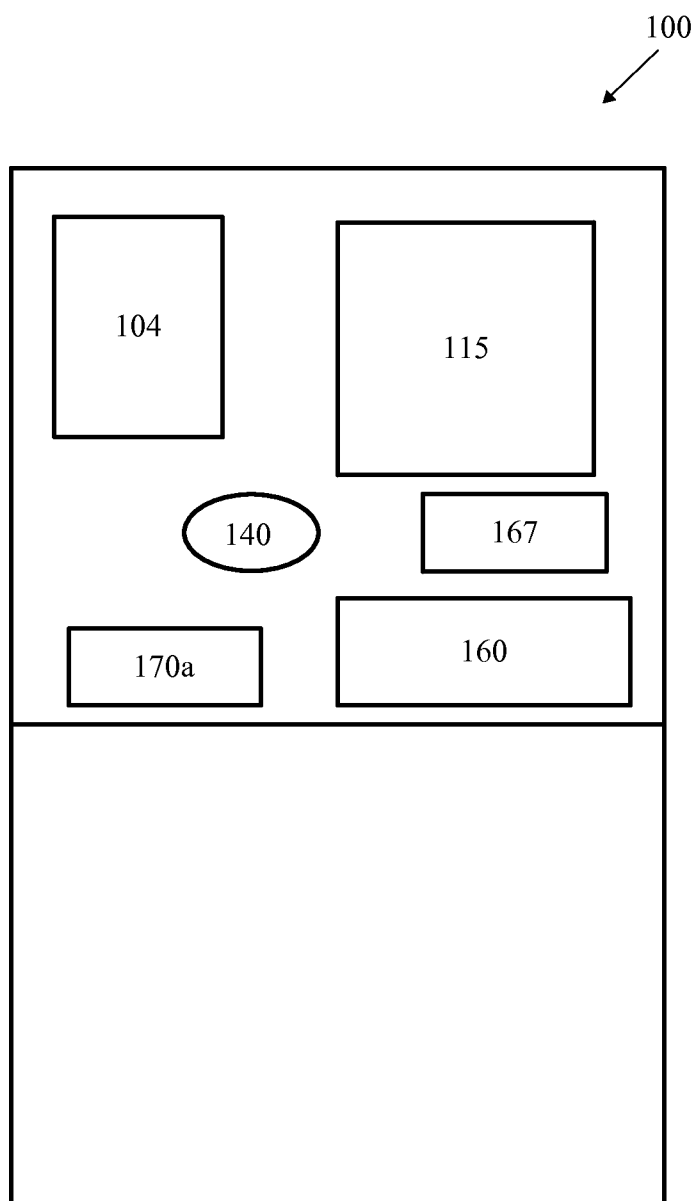


FIG. 12

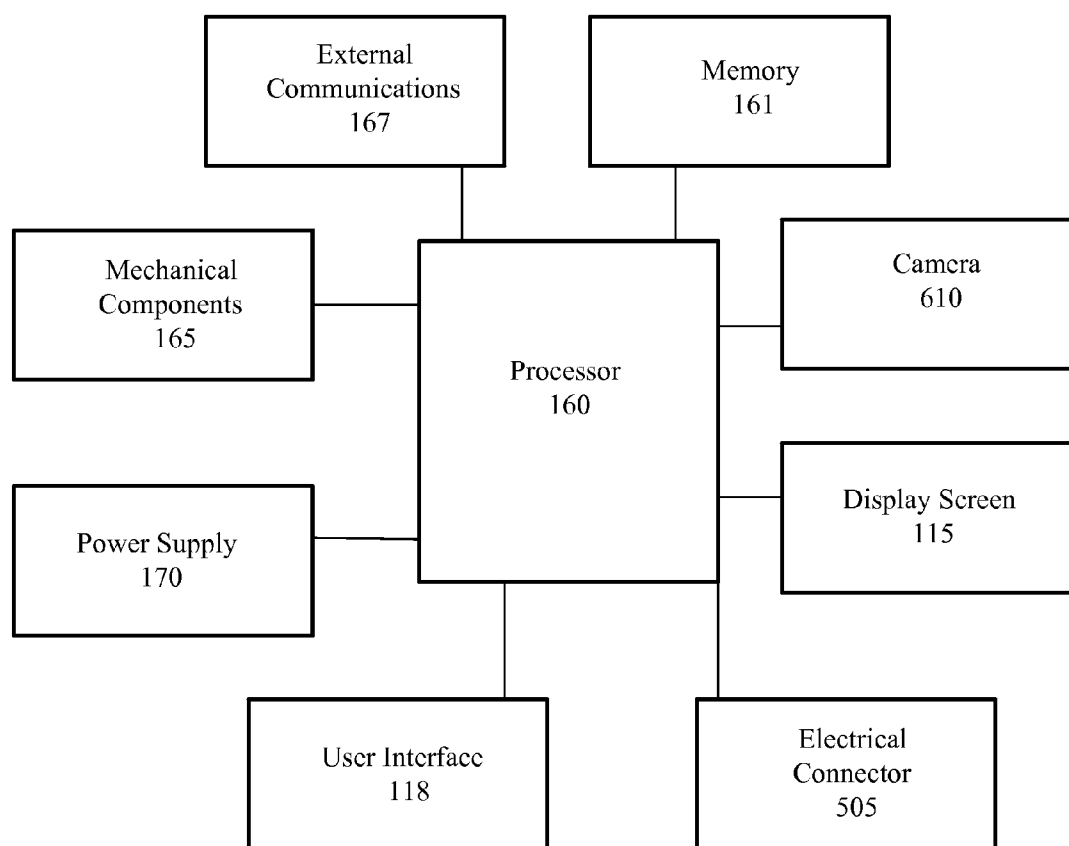


FIG. 13

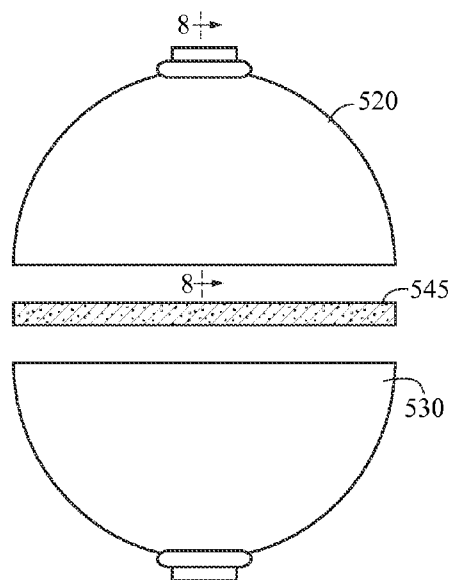


FIG. 14

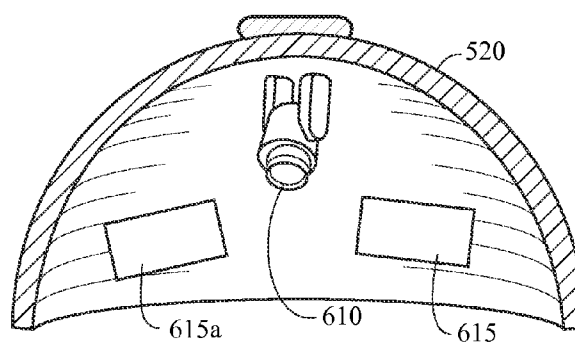


FIG. 15

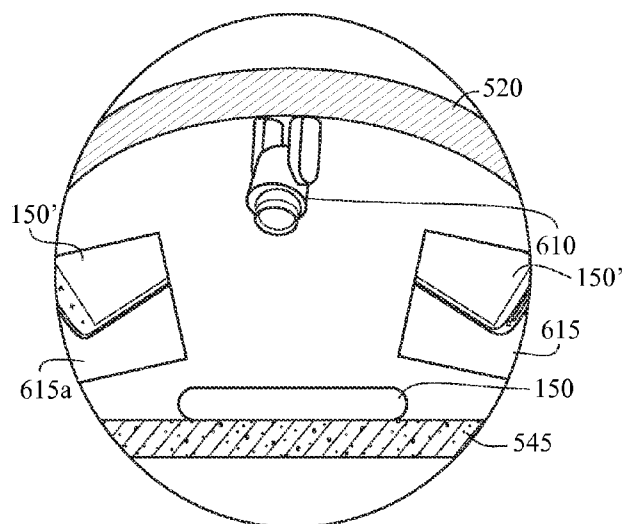


FIG. 16

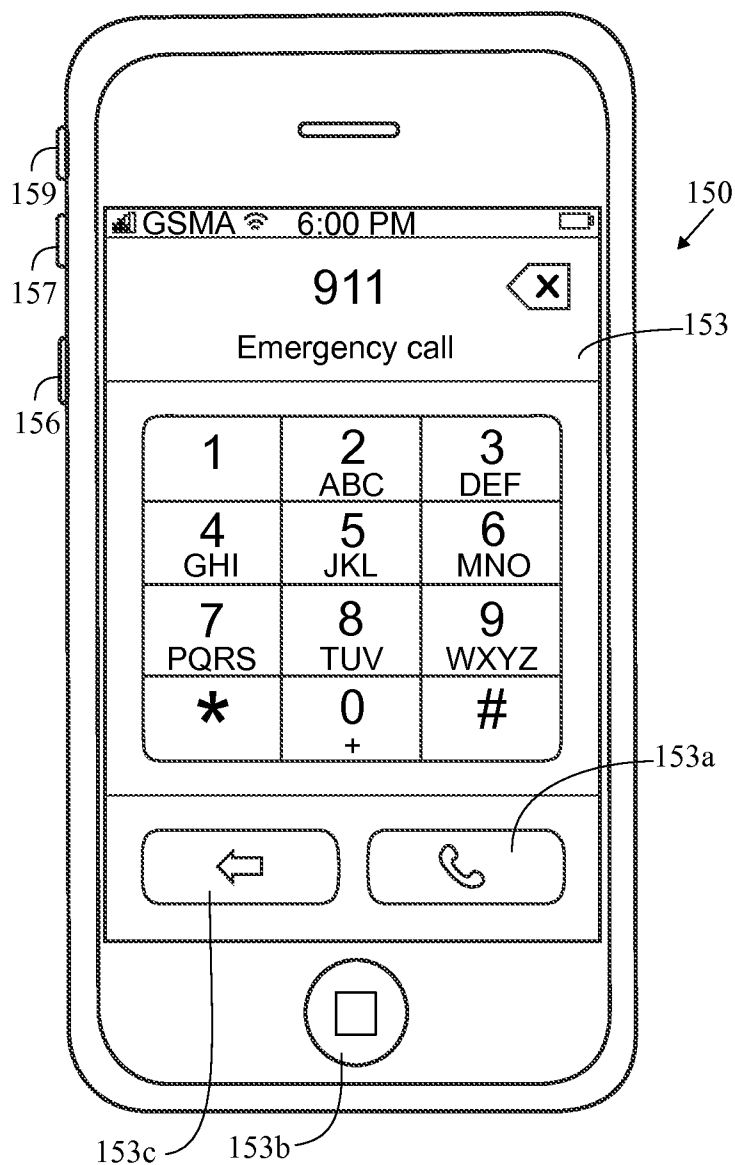


FIG. 17

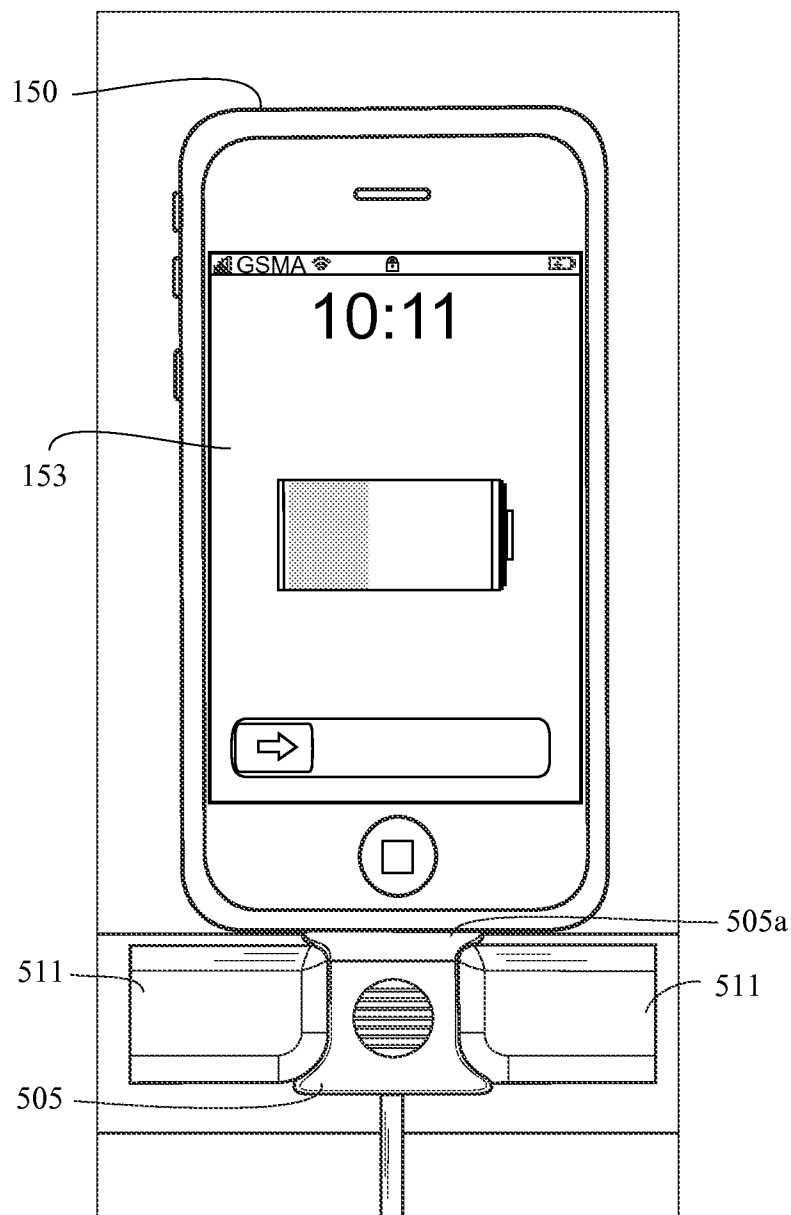


FIG. 18

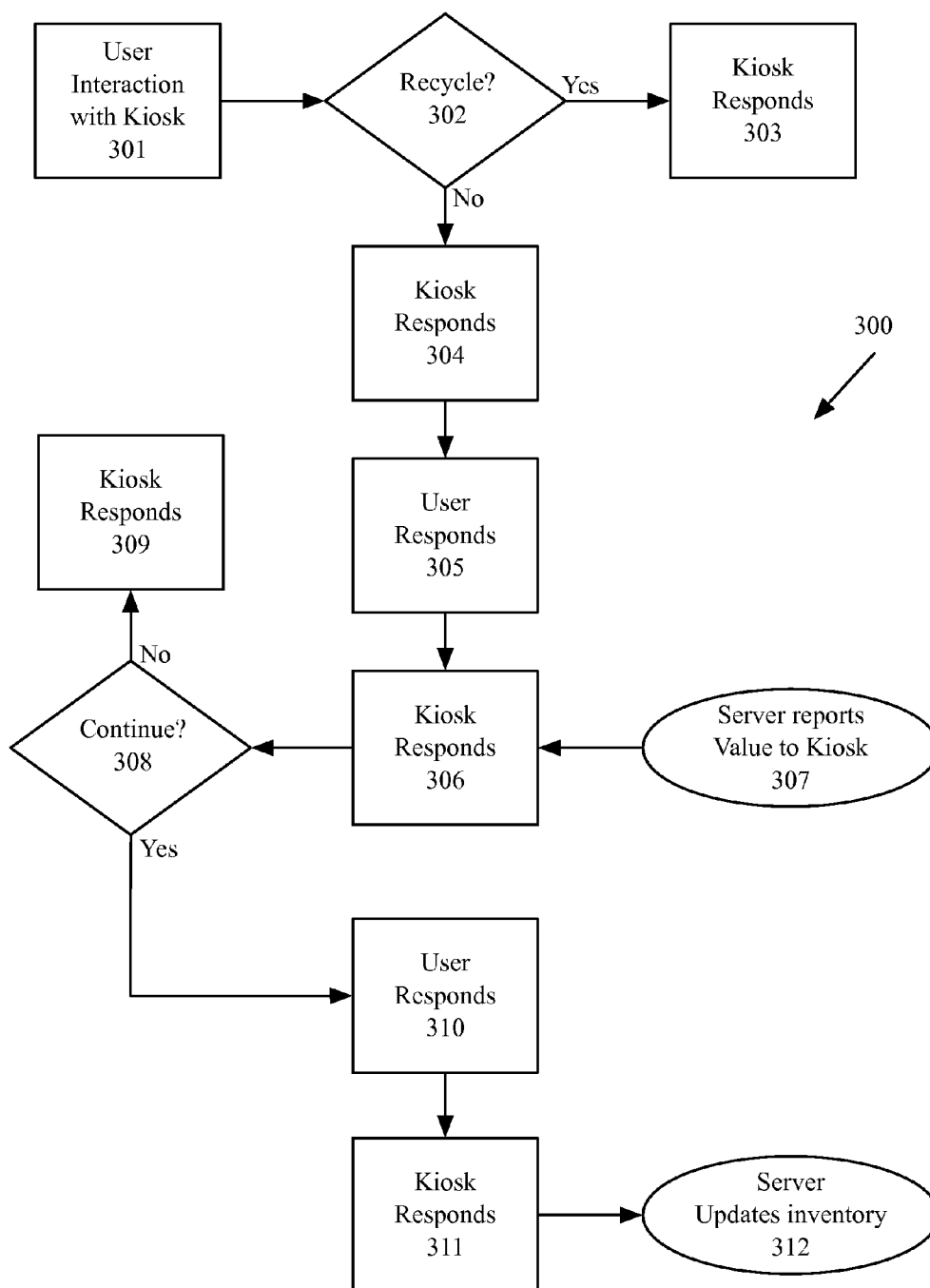


FIG. 19

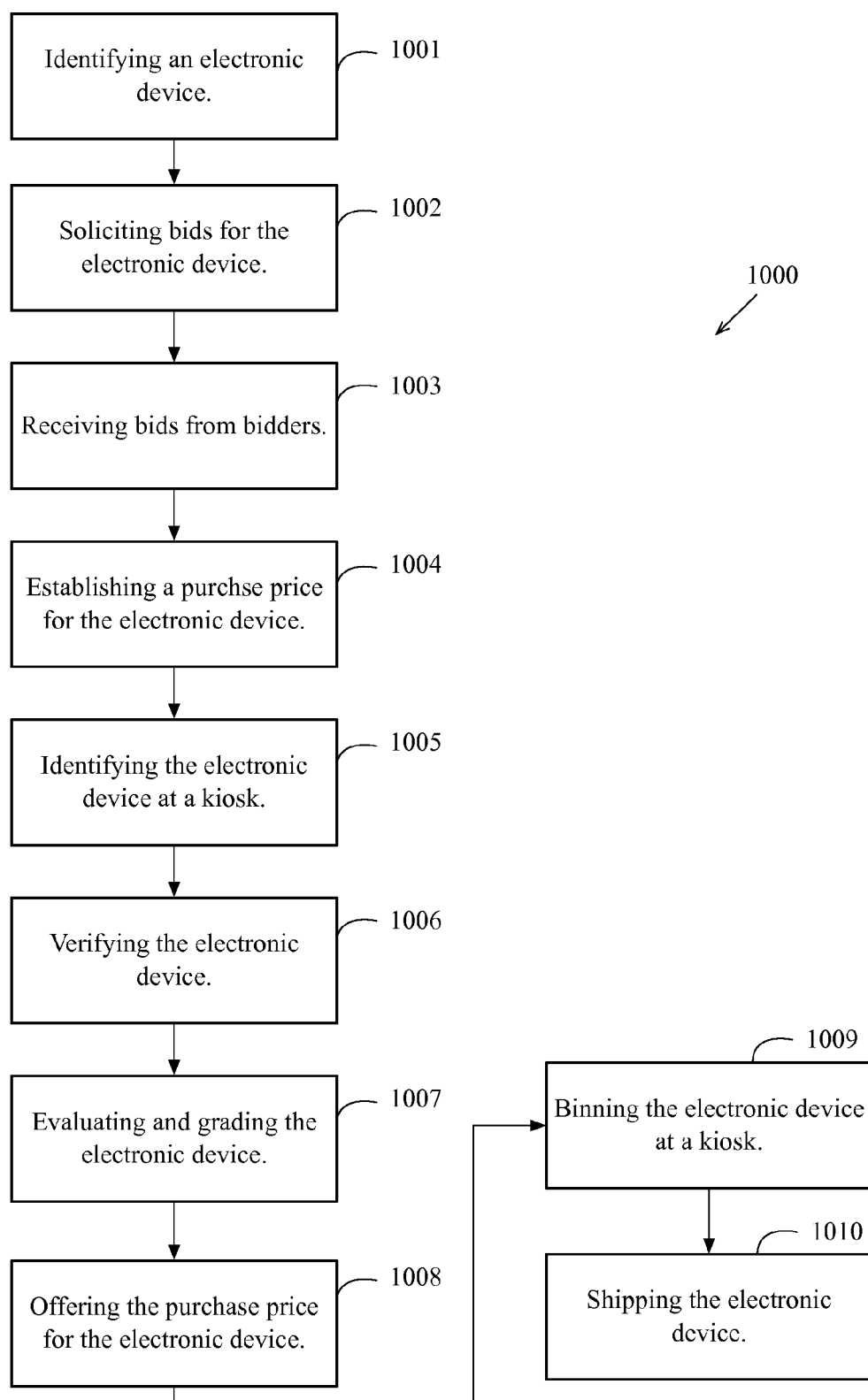


FIG. 20

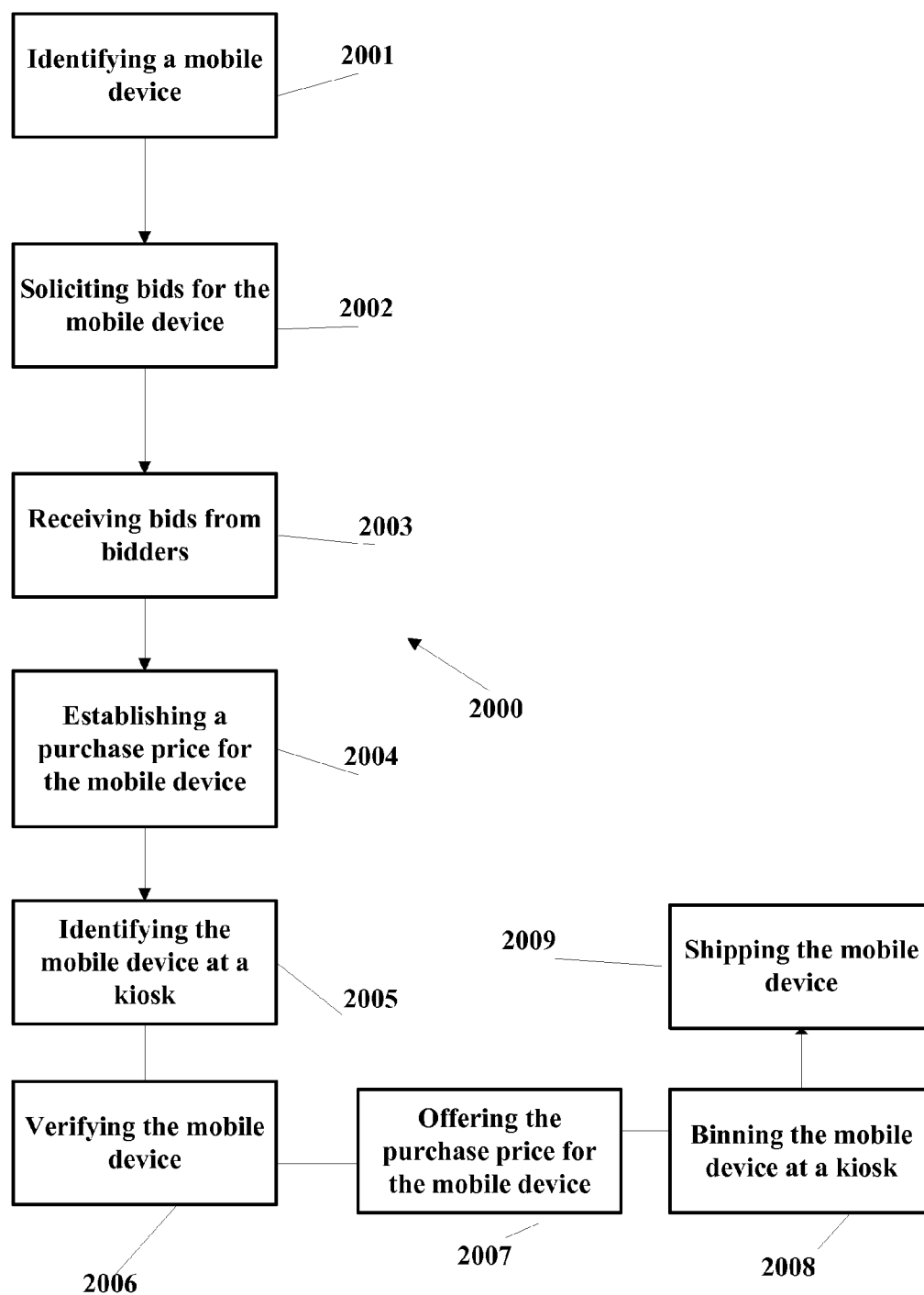


FIG. 21

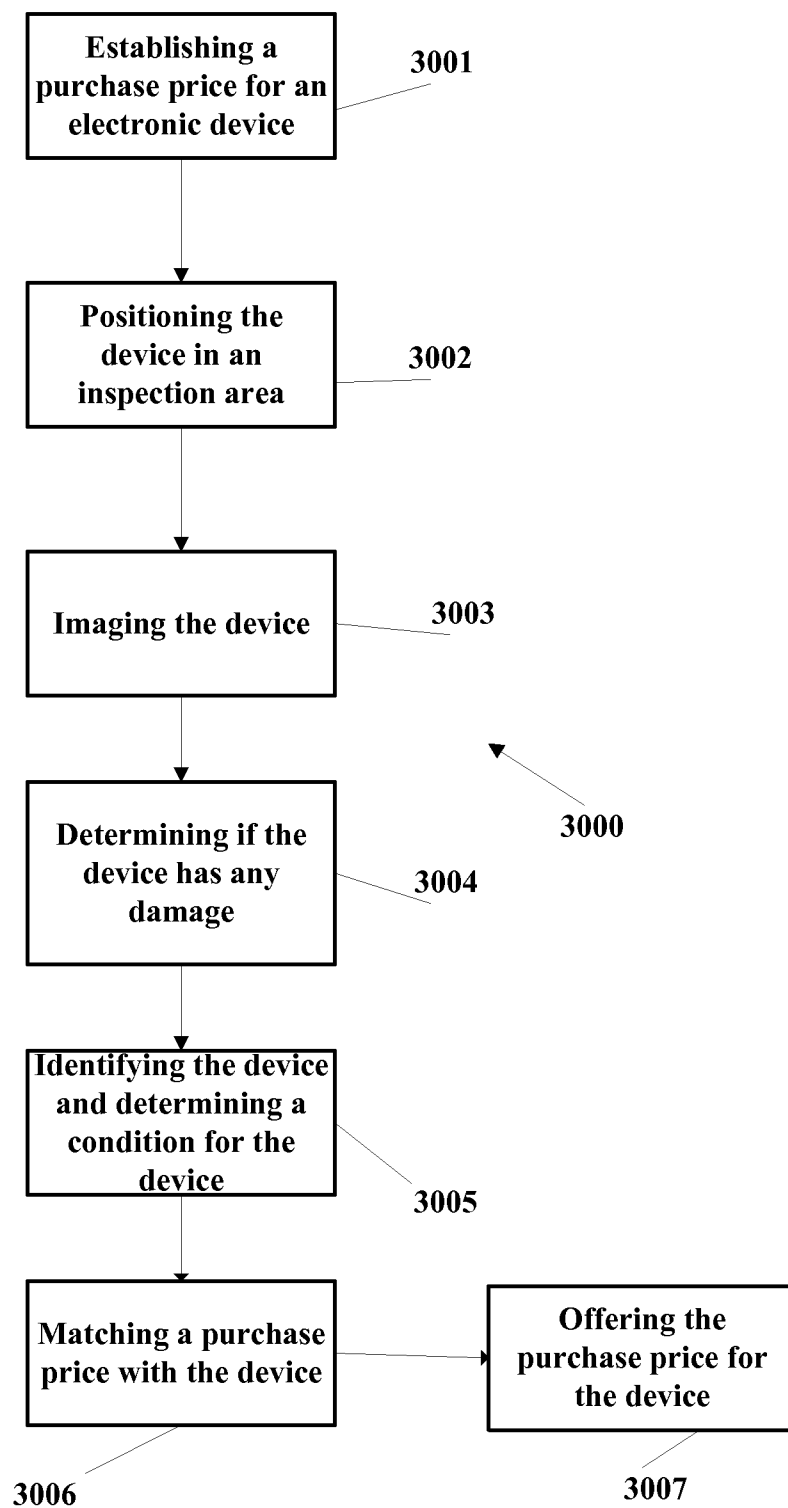


FIG. 22

PRE-ACQUISITION AUCTION FOR RECYCLED ELECTRONIC DEVICES

CROSS REFERENCES TO RELATED APPLICATIONS

[0001] The present application claims priority to U.S. Provisional Patent Application No. 61/570,309, filed on Dec. 14, 2011. The present application also claims priority to U.S. Provisional Patent Application No. 61/595,154, filed on Feb. 6, 2012. The present application is also a continuation-in-part application of U.S. patent application Ser. No. 13/438,924, filed on Apr. 4, 2012, which claims priority to U.S. Provisional Patent Application 61/472,611 filed on Apr. 6, 2011, now abandoned, and which is also a continuation-in-part application of U.S. patent application Ser. No. 12/785,465 filed on May 23, 2010, now U.S. Pat. No. 8,200,533, issued on Jun. 12, 2012, which is a continuation-in-part application of U.S. patent application Ser. No. 12/727,624, filed on Mar. 19, 2010, now U.S. Pat. No. 7,881,965, which issued on Feb. 1, 2011, which is a continuation-in-part application of U.S. patent application Ser. No. 12/573,089, filed on Oct. 2, 2009, now U.S. Pat. No. 8,195,551, issued on Jun. 5, 2012, which claims priority to U.S. Provisional Patent Application 61/102,304 filed on Oct. 2, 2008, now abandoned, and 61/183,510 filed on Jun. 2, 2009, now abandoned, all of which are herein incorporated by reference in their entireties.

STATEMENT REGARDING FEDERALLY SPONSORED RESEARCH OR DEVELOPMENT

[0002] Not Applicable

BACKGROUND OF THE INVENTION

[0003] 1. Field of the Invention

[0004] The present invention generally relates to recycling of electronic devices. More specifically, the present invention relates to a pre-acquisition auction for setting a purchase price to pay for and acquire recycled electronic devices.

[0005] 2. Description of the Related Art

[0006] There has been a large increase in the number of electronic devices used by the typical consumer. These devices include cell phones, PDA's, MP3 players, GPS devices, cameras, beepers, remote controls, cordless phones, calculators, etc. The rapid pace at which new technology and models of electronic devices are introduced creates a situation where many consumers upgrade or replace one or more recyclable device on a frequent basis. Often, the consumer does not dispose of the prior electronic device, but rather just stops using it and begins using the new device. This may happen over several generations of such devices.

[0007] In addition to the electronic devices mentioned above, there are many other types of devices that have relatively high frequency replacement rates, including portable mobile electronic devices, such as cell phones, MP3 players, etc, and non-portable electronic devices, such as computers, printers, and the like. In addition to electronic devices, there are content based digital media such as games on CD, DVD, or cartridge, or entertainment mass storage items such as CDs, DVDs, BluRay, etc. There is a need for handling of such items in an ecologically friendly manner, both via recycling or by proper disposal procedures. It has not been convenient for owners of electronic devices to either recycle such devices or to properly dispose of such devices. There is currently little incentive for a device owner to "do the right thing" with a used

device. When the owner just stops using a device and simply puts it in storage: the opportunity for recycling or re-use by another party is lost. If the owner just throws the device away in normal trash containers, the proper recycling or safe disposing of the device is thwarted.

[0008] One particular problem associated with this phenomenon can be illustrated by an example of mobile phones. There are more than 3.6 billion mobile phone users in the world with an annual growth of 10% per annum. The replacement rate of mobile handsets is roughly every 18 months as new models have more features and new standards evolve. Wireless carriers also offer new phones below cost, or free, as incentives to get customers to sign lucrative two-year service contracts ensuring a constant build-up of old mobile phones. Old mobile phones and other mobile devices (pagers, PDAs) present a growing threat to the environment. As of 2007, there are more than 750 million mobile phones waiting to be recycled in the US, either in drawers or already in the waste stream. Another 150+ million or so are added every year. Once in the waste stream, these devices may leak Lead, Mercury, Cadmium, Arsenic and other toxic substances into the water supply. Municipalities often incinerate their waste, instantly putting these toxic elements into the air, and they return to earth in rain water. A problem that needs to be solved is to make it easy and accessible for the public to recycle or resell their mobile phones and other recyclable devices. Two reasons why mobile phones are not being recycled or resold are difficult access to recycling or reselling facilities, and secondly security concerns about the information stored on the mobile phone. In addition to mobile phones, the same problems apply to many other electronic devices.

[0009] Technology has not yet provided a resolution to this problem. One invention is Bishop, U.S. Pat. No. 4,951,308 for Automated Vending Of Cellular Hand-Held Telephones And Cellular Telephone Services, which discloses a vending machine that dispenses cellular telephones purchased by consumers through the vending machine. Bishop essentially adds to the problem by making it easier to acquire mobile phones.

[0010] Taylor et al, U.S. Patent Publication Number 2009/0190142, for a Method And System For Connecting A Data Storage Device To A Kiosk, discloses a kiosk with a docking port and an optical recognition device for identifying a data port on a data storage device. Taylor is directed at printing digital images at a photo kiosk.

[0011] The prior art has failed to recognize the problems associated with recycling electronic devices in a manner that is enticing to a consumer yet financially rewarding to the recycler. Further, the prior art has failed to determine a means for establishing a market price for an electronic device.

BRIEF SUMMARY OF THE INVENTION

[0012] The invention allows for a process for a pre-acquisition auction to establish a purchase price for a recycled electronic device.

[0013] One aspect of the present invention a method for analysis of a mobile communication device and financial remuneration to a user for submission of the mobile communication device. The method comprises identifying a mobile communication device, soliciting bids for a used model of the mobile communication device and receiving bids for the used model of the mobile communication device from a plurality of bidders. The method further comprises setting a purchase price to pay for the used model of the mobile communication device based on the plurality of bids received from the plu-

rality of bidders and identifying a used model of the mobile communication device at a recycling kiosk for the mobile communication device. The method further comprises verifying the integrity of the used model of the mobile communication device at the recycling kiosk and offering the purchase price for the used model of the mobile communication device at the kiosk. Additionally, the method comprises purchasing the used model of the mobile communication device. Preferably, the method further comprises automatically binning the mobile communication device after purchasing the used model of the mobile communication device. The method may further comprise instructing the user to erase the data of the used model of the mobile communication device prior to positioning the mobile communication device in the recycling kiosk.

[0014] The kiosk of the method comprises a housing, the housing comprising a user interface on an exterior surface of the housing for the user to input information, an upper dome and a lower dome, wherein the upper dome and the lower dome comprise a plurality of mirrors. The kiosk further comprises an upper chamber camera, a lower chamber camera and a transparent surface. The kiosk further comprises a processor within the housing and in communication with the at least one camera, the processor configured to identify the brand and model number of the mobile communication device based on at least one of the information from the user and the images from the at least one camera, the processor configured to determine a purchase price for the used model of the mobile communication device.

[0015] Another aspect of the present invention is a method for analysis of an electronic device and financial remuneration to a user for submission of the electronic device. The method comprises positioning an electronic device in an inspection area of a kiosk, the inspection area having a camera. The method further comprises imaging a screen shot of a about page of the electronic device, and inspecting the screen shot of the about page of the electronic device obtained by at least one camera disposed in the inspection area to determine if the electronic device has any defects. The method further comprises determining a value for electronic device. Lastly the method comprises determining a value for the electronic device.

[0016] Yet another aspect of the present invention is a method for analysis of an electronic device and financial remuneration to a user for submission of the electronic device. The method includes positioning an electronic device on a transparent plate for automatic transport to an inspection area of a recycling kiosk, the inspection area having at least one imaging component. The method also includes inspecting the electronic device within the inspection area at a remote location by an operator, the operator inspecting the electric device for visual analysis for identification and condition of the electronic device. The method also includes transferring data from the electronic device. The method also includes determining a value for the analyzed electronic device.

[0017] An additional aspect of the present invention is a kiosk for recycling electronic devices such as mobile phones, tablet computes, e-readers, MP3 players, and the like. The kiosk preferably has a housing with a touch screen display for user interaction. The kiosk also has an inspection area defined by an upper chamber, a lower chamber and a transparent plate for transporting an electronic device into the inspection area. The upper and lower chambers preferably have mirrors on

interior surfaces along with imaging components such as cameras in order to obtain multi-angled views, or even a 3-D profile, of an electronic device within the inspection area. The kiosk also preferably has a carousel with multiple different electrical connectors in order to electrically connect to an electronic device. The kiosk also preferably has a mechanism for automatically binning the electronic device. The kiosk also has a processor configured to perform visual analysis for identification of the electrical device and to determine a condition of the electronic device, especially a LCD display of the electronic device. The processor is configured to perform an electrical analysis of the electronic device. Further, the processor is configured to erase or transfer data from electronic device.

[0018] Yet another aspect of the present invention a method for analysis of a mobile communication device and financial remuneration to a user for submission of the mobile communication device. The method comprises identifying a mobile communication device, soliciting bids for a used model of the mobile communication device and receiving bids for the used model of the mobile communication device from a plurality of bidders. The method further comprises setting a purchase price to pay for the used model of the mobile communication device based on the plurality of bids received from the plurality of bidders and identifying a used model of the mobile communication device at a recycling kiosk for the mobile communication device. The method further comprises verifying the integrity of the used model of the mobile communication device at the recycling kiosk and offering the purchase price for the used model of the mobile communication device at the kiosk. Additionally, the method comprises purchasing the used model of the mobile communication device. Preferably, the method further comprises automatically binning the mobile communication device after purchasing the used model of the mobile communication device. The method may further comprise instructing the user to erase the data of the used model of the mobile communication device prior to positioning the mobile communication device in the recycling kiosk.

[0019] The kiosk of the method comprises a housing, the housing comprising a user interface on an exterior surface of the housing for the user to input information, an upper dome and a lower dome, wherein the upper dome and the lower dome comprise a plurality of mirrors. The kiosk further comprises an upper chamber camera, a lower chamber camera and a transparent surface. The kiosk further comprises a processor within the housing and in communication with the at least one camera, the processor configured to identify the brand and model number of the mobile communication device based on at least one of the information from the user and the images from the at least one camera, the processor configured to determine a purchase price for the used model of the mobile communication device.

[0020] Yet another aspect of the present invention is a method for analysis of a mobile electronic device and financial remuneration to a user for submission of the mobile electronic device. The method includes identifying a mobile communication device and a predetermined condition of the mobile communication device. The method also includes soliciting bids for a used model of the mobile communication device in the predetermined condition. The method also includes receiving bids for the used model of the mobile communication device from a plurality of bidders. The method also includes setting a purchase price to pay for the

used model of the mobile communication device based on the plurality of bids received from the plurality of bidders. The method also includes identifying a used model of the mobile communication device at a recycling kiosk for the mobile electronic device. The method also includes verifying the integrity of the used model of the mobile communication device at the recycling kiosk. The method also includes offering the purchase price for the used model of the mobile communication device at the kiosk. The method also includes purchasing the used model of the mobile communication device. The method also includes erasing or transferring data from the mobile communication device at the kiosk. The method also includes delivering the mobile communication device to a winning bidder.

[0021] Yet another aspect of the present invention is a method for analysis of a mobile electronic device and financial remuneration to a user for submission of the mobile electronic device. The method includes establishing a plurality of pre-acquisition purchase prices, each of the plurality of pre-acquisition purchase prices established for a recycled electronic device in a predetermined condition. Each of the pre-acquisition purchase prices established by a winning bid from a bidder of a plurality of bidders for a recycled electronic device. The method also includes positioning an electronic device in an inspection area of a kiosk, the inspection area having at least one camera. The method also includes imaging the electronic device. The method also includes analyzing the electronic device for identification of the electronic device and a condition of the electronic device. The method also includes erasing or transferring data from the mobile communication device at the kiosk. The method also includes selecting a matching pre-acquisition purchase price from the plurality of pre-acquisition purchase prices for the electronic device. The method also includes offering a consumer the pre-acquisition purchase price for the electronic device.

[0022] Another aspect of the present invention is a method for analysis of an electronic device and financial remuneration to a user for submission of the electronic device. The method comprises positioning an electronic device in an inspection area of a kiosk, the inspection area having a camera. The method further comprises imaging a screen shot of a about page of the electronic device, and inspecting the screen shot of the about page of the electronic device obtained by at least one camera disposed in the inspection area to determine if the electronic device has any defects. The method also includes erasing or transferring data from the mobile communication device at the kiosk. Lastly the method comprises determining a value for the electronic device.

[0023] The kiosk of the method comprises a housing, a user interface on an exterior surface of the housing for the user to input information, an upper dome and a lower dome, wherein the upper dome and the lower dome comprise a plurality of mirrors. The kiosk further comprises an upper chamber camera, a lower chamber camera and a transparent surface. The kiosk also comprises a processor within the housing and in communication with the at least one camera, the processor configured to identify the brand and model number of the electronic device based on at least one of the information from the user and the images from the at least one camera, the processor configured to determine a financial remuneration value for the electronic device. Preferably, the method further comprises comparing information derived from the barcode sticker to information derived from the about page.

[0024] In another aspect of the present invention, the invention comprises a method for analysis of an electronic device and financial remuneration to a user for submission of the electronic device. The method comprises positioning an electronic device in an inspection area of a recycling kiosk **100**, wherein the inspection area has a plurality of mirrors. The method further comprises placing the electronic device in an illuminated mode wherein a LCD screen of the electronic device is illuminated to visually enhance the appearance of any defects in the LCD screen and inspecting an image of the LCD screen of the electronic device obtained by at least one camera disposed in the inspection area to determine if the LCD screen of the electronic device has any defects. The method further comprises defining an analyzed electronic device. The method also includes erasing or transferring data from the mobile communication device at the kiosk. Lastly, the method comprises determining a value for the analyzed electronic device.

[0025] In one embodiment of the present invention, the method further comprises performing an electrical analysis of the electronic device. In an alternative embodiment of the present invention, the method further comprises powering up the electronic device. In yet another embodiment of the present invention the method further comprises measuring the luminescence from the LCD screen of the electronic device.

[0026] In one embodiment of the present invention, the method further comprises automatically binning the electronic device after a visual inspection and electrical inspection. Further, the method comprises completing the visual inspection and electrical inspection within an illumination period. The illumination period comprises the time from when the LCD of the phone is initially illuminated to the time the display screen transitions into an energy conserving mode, evidenced by the screen blacking out.

[0027] In yet another embodiment, the method comprises positioning an electronic device in an inspection area of a recycling kiosk **100**, powering up the electronic device and inputting a term on the electronic device. The inputted term comprises a plurality of characters and the term is displayed on the LCD screen of the electronic device. The method further comprises inspecting an image of the LCD screen of the electronic device obtained by at least one camera disposed in the inspection area utilizing an optical character recognition program of the recycling kiosk to determine if the LCD screen of the electronic device has any defects. The term is preferably a telephone number, a word or number.

[0028] Having briefly described the present invention, the above and further objects, features and advantages thereof will be recognized by those skilled in the pertinent art from the following detailed description of the invention when taken in conjunction with the accompanying drawings.

BRIEF DESCRIPTION OF THE SEVERAL VIEWS OF THE DRAWINGS

[0029] FIG. 1 is a block diagram of a system for data transfer from a recycled electronic device.

[0030] FIG. 2 is an isolated view of a mobile phone connected to an electrical connector for an erasure of data from the mobile phone.

[0031] FIG. 3 is an isolated view of data stored on the mobile phone of FIG. 2.

[0032] FIG. 4 is an isolated view of a transfer of data from a recycled electronic device to a new electronic device within an inspection area of a recycling kiosk.

[0033] FIG. 5 is a view of a transfer of data from a recycled electronic device to a new electronic device within an inspection area of a recycling kiosk.

[0034] FIG. 6 is an isolated view of an imaging component within an inspection area of a recycling kiosk allowing for viewing of a mobile phone for analysis by a remote operator.

[0035] FIG. 7 is a perspective view of an operator viewing a display screen showing the image of a mobile phone within an inspection area of a recycling kiosk.

[0036] FIG. 8 is a perspective view of a recycling kiosk.

[0037] FIG. 8A is a front view of the recycling kiosk of FIG. 8.

[0038] FIG. 8B is an isolated view of a front of the recycling kiosk of FIG. 8.

[0039] FIG. 8C is an isolated view of a front of the recycling kiosk of FIG. 8.

[0040] FIG. 9 is an isolated view of an electrical connector wheel.

[0041] FIG. 9A is an isolated view of an electrical connector is a staging area.

[0042] FIG. 9B is an isolated view of an electrical connector in a detached position.

[0043] FIG. 9C is an isolated view of an electrical connector being detached.

[0044] FIG. 9D is an isolated view of an electrical connector being retracted.

[0045] FIG. 10 is a perspective view of internal components of a kiosk.

[0046] FIG. 10A is a perspective view of internal components of a kiosk.

[0047] FIG. 10B is a perspective view of internal components of a kiosk.

[0048] FIG. 10C is a perspective view of internal components of a kiosk.

[0049] FIG. 11 is an isolated view of a phone in an inspection plate of a kiosk.

[0050] FIG. 11 is an isolated view of a phone being transferred in the kiosk.

[0051] FIG. 11B is an isolated view of a phone being transferred in the kiosk.

[0052] FIG. 11C is an isolated view of a phone being binned in the kiosk.

[0053] FIG. 12 is a block diagram of components of a recycling kiosk.

[0054] FIG. 13 is a block diagram of components of a recycling kiosk.

[0055] FIG. 14 is an isolated view of an inspection area of a kiosk.

[0056] FIG. 15 is an isolated view of a camera in a dome of a kiosk.

[0057] FIG. 16 is an isolated view of a phone in an inspection area of a kiosk.

[0058] FIG. 17 is a front view of a phone.

[0059] FIG. 18 is a front view of a phone connected to an electrical connector.

[0060] FIG. 19 is a flow chart for recycling an electronic device.

[0061] FIG. 20 is a flow chart for a pre-acquisition auction method.

[0062] FIG. 21 is a flow chart of a method for analyzing an electronic device.

[0063] FIG. 22 is a flow chart of a method for analyzing an electronic device.

DETAILED DESCRIPTION OF THE INVENTION

[0064] The invention allows for a process for a pre-acquisition auction to establish a purchase price for a recycled electronic device. The pre-purchase auction is used in conjunction with a kiosk that uses automatic visual analysis of an electronic device to determine if the electronic device is damaged in order to ascertain a value for recycling the electronic device. The established purchase price is based on the condition of the electronic device, preferably a consumer electronic device such as a mobile phone, and the demand for such an electronic device. Thus, when a consumer goes to recycle an electronic device, the process has already established a price to be paid for the recycled electronic device.

[0065] The pre-acquisition auction identifies a recycled electronic device and a condition of the recycled electronic device. Bidders, preferably pre-qualified and online, bid on the recycled electronic device knowing that delivery of the recycled electronic device will be in the future since the recycled electronic device has not yet been acquired by the seller (the party conducting the auction) from a consumer. Once a purchase price is established, that purchase is used for purchasing the recycled electronic device from a consumer. The purchase price preferably includes a fee for the seller or costs of acquisition. Alternatively, the auction price is used as a base and a margin is added to generate a purchase price for the electronic device.

[0066] The process for a pre-acquisition auction to establish a purchase price for a recycled electronic device is preferably utilized with a system and method for analyzing an electronic device performed at a recycling kiosk.

[0067] FIG. 1 is a block diagram of a system for data transfer from a recycled electronic device. A kiosk for recycling electronic devices and providing financial remuneration is generally designated 100. The electronic device 150 may be a Smart Phone, mobile phone, tablet computer, IPOD® device, MP3 Player, GPS device, e-reader, etc. Within an inspection area, the electronic device 150 is placed on a transparent plate 545 and connected to an electrical connector 505. Data from the electronic device 150 is either erased or transferred from the electronic device 150. If erased, as shown in FIG. 2, a processor of the kiosk 100 is configured to instruct the electronic device 150 to erase all personal data, such as shown in FIG. 3. Other data, such as operating software for the electronic device, is not erased. If the data is to be transferred, one embodiment includes a processor of the kiosk 100 configured to transfer the data from the electronic device 150, through the kiosk 100 over a network 50 to a server 75 for storage in a database for eventual retrieval by an end-user of the electronic device. In another embodiment, as shown in FIGS. 4 and 5, data is transferred from a recycled electronic device 150a to a new electronic device 150b. Both devices 150a and 150b are preferably placed on a transparent plate 545 within the inspection area 106 and connected to electrical connectors 505a and 505b respectively. The transfer is shown on the display screens 153a and 153b of the electronic devices 150a and 150b.

[0068] In yet another embodiment of the invention, as shown in FIGS. 6 and 7, an operator in a remote location visually inspects an electronic device 150 within an inspection area 106 of a kiosk 100 using at least one camera 610. The operator also receives data from an electrical analysis of the

electronic device **150** as explained below. In this manner, the remote operator provides human interaction for an end-user attempting to recycle the electronic device **150**.

[0069] As shown in FIGS. 8, 8A, 8B and 8C, the kiosk **100** has a housing **105** in a pseudo-rectangular cube shape. A header **103** allows for marketing and videos. An access door **130** in a front body area **131** provides access to an inspection area **106** for electronic devices. The front of the housing **105** has a display screen **115** for providing information to a user, and acts as a user interface in a touch screen embodiment. The exterior of the housing **105** also preferably has a label printer **125**, a voucher dispenser **126**, a receipt printer **127**, and a cash or card dispenser **128**. The exterior housing may also have a thumbprint reader.

[0070] The kiosk **100** allows for automatic visual analysis of an electronic device to identify the electronic device and to determine electronic device is damaged in order to ascertain a value for recycling the electronic device. Further, the kiosk **100** also allows for electrical analysis of the electronic device.

[0071] As shown in FIGS. 9, 9A, 9B, 9C and 9D, the kiosk **100** comprises a carousel **500** containing a plurality of electrical connectors **505a-505y**. Each of the electrical connectors **505** has a unique connection plug for removable connection to an electronic device. Each of the electrical connectors **505a-505y** has a cartridge removeably secured in the carousel **500**. Thus, new electrical connectors **505** can be substituted for older electrical connectors **505**. Further, the kiosk **100** is designed to allow for automatic removal of the electrical connector **505** using detachment mechanism **511**. In FIG. 9A, the electrical connector **505** is in a staging area, where it would be connected to a port of an electrical device (as shown FIG. 18). Next, as shown in FIGS. 9B and 9C, hinged arms **512** of the detachment mechanism **511** engage a moveable member of the electrical connector **505** to force the outward movement of the moveable member and the disconnection of the electrical connector **505** from a port of an electronic device (as shown in FIG. 18). As shown in FIG. 9D, the electrical connector **505** is retracted by a cable from the detachment mechanism **511**.

[0072] As shown in FIGS. 10, 10A, 10B and 10C, the internal mechanism **101** of the kiosk **100** includes an upper chamber **520**, a lower chamber **530**, a binning plate **540**, a transparent plate **545**, a door **550**, a bin **555** and the carousel **500**. Preferably, the carousel **500** is able to hold approximately 25 electrical connectors **505**, wherein the electrical connectors **505** are interchangeable to easily adapt to the variations in USB and other like connections. As shown in FIG. 10B, a mobile phone **150** is placed on the transparent plate **545** and transferred to an inspection area **106** within upper chamber **520** and lower chamber **530**. Both the upper chamber and the lower chamber preferably have a bell-like shape. As shown in FIG. 10C, the mobile phone is moved between the upper chamber **520** and the lower chamber **530** for visual analysis. The transparent plate, preferably composed of glass or a transparent plastic material, allows for imaging components within the upper chamber **520** and lower chamber **530** to obtain multiple view images of the mobile phone **150**. Preferably, a 3-D profile of the mobile phone is generated in order to provide visual analysis for identification and condition of the mobile phone. Once the visual analysis is complete, the transparent plate **545** moves out from between the upper chamber **520** and lower chamber **530**.

[0073] FIGS. 11, 11A, 11B, and 11C, show the automatic transport and binning of an electronic device **150** within the

internal mechanism **101** of the kiosk **100**. As shown in FIG. 11, the door **550** is lowered to reside above the transparent plate **545**, which is then moved inward with the mobile phone **150** thereon. As shown in FIG. 11A, as the transparent plate **545** is moved inward, the mobile phone is blocked by the door **550** and engages binning plate **540** as the mobile phone begins to fall into an opening created by the inward movement of the transparent plate **545**. As shown in FIG. 11B, once the mobile phone is on the binning plate **540**, the binning plate **540** is slowly lowered on one side to open into the bin **555**. As shown in FIG. 11C, the mobile phone **150** slowly falls through an opening **556** into the bin **555** to secure the mobile phone **150** and for collection at a later time. The entire process performed at a rate of speed to prevent damage to the electronic device being recycled.

[0074] The kiosk **100** is of a typical size and shape of a vending machine, such as a soda machine, coin changing machine, recycling machine, or other vending machines. The housing **105** of the kiosk **100** protects the internal mechanism **101** and secures electronic devices submitted for recycling. The housing **105** is preferably constructed of a metal material, such as steel or aluminum, to prevent authorized access to the kiosk **100**.

[0075] The inspection area **106** is preferably designed to permit a detailed visual inspection of an electronic device such as a mobile phone, tablet computer, e-reader, MP3 players, PDA. The walls of the inspection area are preferably white and/or mirrored to provide imaging of the electronic device.

[0076] The couplings from the kiosk **100** and to a remote computer are preferably a single coupling to a communications network such as the internet via wired LAN, wireless LAN, cellular or any other proprietary communications system. The Kiosk **100** preferably includes a processor **160** for processing the information obtained from the mobile phone and for controlling the components of the kiosk **100**. Preferably, the processor **160** is a standard personal computer ("PC") or other type of embedded computer running any operating system such as Linux or MAC OS. The processor **160** is most preferably a small form factor PC with integrated hard disk drive ("HDD"), central processing unit ("CPU") and universal serial bus ("USB") ports to communicate with the other components of the kiosk **100**. One most preferred CPU is a DELL PC OPTIPLEX 780. Alternatively, the processing means is a microprocessor with a standalone motherboard which interfaces to a discrete HDD, power supply and the other components of the kiosk **100**. The kiosk **100** preferably includes a memory **161** or other storage device, such as a disk drive, that stores the executable applications, test software, databases and other software required to operate the recycling kiosk **100**.

[0077] The external communication component for the kiosk **100** preferably includes a wired Ethernet to provide connection to the internet, or alternatively the external communication component includes a wireless modem such as GSM, CDMA, 3G and 4G technologies for data communications.

[0078] As shown in FIGS. 14-16, the visual inspection of an electronic device such as a mobile phone **150** in the inspection area **106** is preferably performed by at least one camera **610** within the upper chamber **520**. The lower chamber **530** also preferably has at least one camera or other imaging component such as a scanner. Alternatively, the visual inspection is performed by multiple cameras. A preferred camera **610** is a

1 megapixel machine vision camera. If a single camera **610** is utilized in the inspection area **106**, the camera **610** preferably is movable to increase a field of view of the inspection area **106** to inspect the electronic device **150** such as a mobile phone placed on the transparent plate **545**. The camera **610** is preferably movable. Preferably the camera **610** is positioned to image a LCD screen **153** of the electronic device **150** to determine if the LCD screen **153** is damaged. The interior surfaces of the upper chamber **520** and lower chamber **530** preferably include mirrors **615** in order to optimize viewing of an electronic device positioned within the inspection area **106**. As shown in FIG. **16**, a reflection **150'** of a mobile phone **150** is illustrated. The camera **610** is also preferably movable to image a data port of the electronic device to determine the type of electrical connector **505** for the electronic device in order to perform an electrical analysis of the electronic device. Alternatively, the entire interior surfaces of the upper chamber **520** and the lower chamber **530** are mirrored for optimization of imaging of the electronic device. The camera (s) alternatively are CCD or CMOS.

[0079] Also, time is of the essence when inspecting the electronic device. The analysis is completed within an illumination period of the electronic device, wherein the illumination device comprises the time from when the display screen of the electronic device is illuminated to the time the display screen converts to an energy conserving mode, evidences by the screen blacking out. During the inspection, the brightness of the illumination is also measured. The lighting preferably comprises LED based lighting with beam splitters, or alternatively UV lighting.

[0080] The transparent plate optionally operates as a weight scale to obtain a mass of the electronic device for use in determining a remuneration value. For example, if the mass of the electronic device **150** is less than set forth in a vendor specification for the electronic device, then one or more components of the electronic device may be missing, such as the battery for the electronic device **150**.

[0081] Preferably, visual inspection and recognition software is utilized by the kiosk **100** to analyze an electronic device. In one preferred method, a recognition algorithm is applied to a specific make and model of a electronic device. The visual inspection and recognition software determines the borders of a electronic device **150** under inspection to determine the external dimensions of the electronic device **150**. The external dimensions are utilized to determine a subset of possible mobile phones from a master database of mobile phones stored in the memory **161** of the kiosk **100** or available online to the kiosk **100** using external communications. The visual inspection and recognition software then preferably uses a set of secondary and tertiary features to further distinguish the electronic device **150**. These secondary and tertiary features can include placement and size of the display screen, placements and size of the keyboard, unique buttons, placement of ports, and other distinguishing features. Once an exact make and model of the electronic device is determined, the visual inspection and recognition software subtracts an image of the electronic device **150** from an image of a perfect electronic device for the same make and model. The result of the subtraction is preferably a quantifiable number of pixels that are calibrated into categories of broken or missing parts, cracked screen, and low, medium or high wear.

[0082] Alternatively, the visual inspection is performed using neural network pattern recognition techniques to identify the mobile phone **150**, then filter algorithms are utilized to

determine defects such as cracked screens. Further, those skilled in the pertinent art will recognize that other visual inspection techniques may be employed without departing from the scope and spirit of the present invention.

[0083] The electrical analysis of an electronic device **150** is preferably performed using an electrical connector **505** connected to a data port of a electronic device **150** as discussed above in reference to FIGS. **2**, **2A**, **2B**, **2C** and **2D**. Once the make and model of the electronic device **150** is determined, either by visual inspection or user input using a user interface such as touch screen display **115**, the correct electrical connector **505** is dispensed by the carousel **500** for connection to the data port of the electronic device **150**. The connection of the electrical connector **505** to the electronic device **150** is preferably performed automatically by the kiosk **100**. Alternatively, the proper choice of electrical connector **505** is rotated into position on the carousel **500** and illuminated or in some other way presented to the consumer for manual connection of the electrical connector **505** to the data port of the electronic device **150**. Electrical analysis software is preferably utilized by the kiosk **100** to interact with the electronic device **150**. The electrical analysis preferably determines if the mobile phone is capable of activation, maintaining a charge, performing correctly, powering a display screen of the electronic device **150**, providing make, model, serial number and other pertinent information about the electronic device **150**, and other relevant information.

[0084] The touch screen display **115** preferably includes a keypad, user selection buttons, soft keys, and other similar components. The touch screen display **118** is used to enable quick and easy access to various features and functions of the recycling kiosk **100**. The recycling kiosk **100** preferably dispenses various forms of payment, including cash, credit cards, debit cards, chip cards, gift cards from the kiosk's host location or other gift cards, and other magnetic striped cards or electronic payment methods. The kiosk **100** also uses the barcode reader to read the barcode identification on the inside of the battery pack. A UV detector is used for reading "invisible" barcodes in use by certain vendors such as Apple and others. The bar code reader, camera, and/or UV detector of the kiosk **100** is another technique used to identify the product model, IMEI #, and/or FCC ID. Alternatively, the kiosk **100** communicates with the electronic device **150** using wireless communications to test and if necessary erase data from the electronic device **150**.

[0085] FIG. **13** is a block diagram of the main components of the kiosk **100**. A processor **160** is preferably in communication with the other components of the kiosk **100**. The memory **161** preferably contains a database of information on multiple mobile phones including images, physical characteristics, prices and other similar information. The external communications **167** preferably communicates through a wireless connection or Ethernet with a network to receive and transmit information to a remote site. The power supply **170** is preferably received through a plug-in connection to a wall outlet. The mechanical components **165** include the electrical connector carousel **500**, the transparent plate **545**, the binning plate **540**, the door **550**, and other similar components. The camera **610** or cameras, electrical connectors, and a user interface interact with the processor **160** as discussed above. FIG. **12** illustrates an internal back of a recycling kiosk **100**. As shown a processor **160** is preferably a personal computer having a battery backup **170a**, a wireless connection **167** for

external communications, an electrical connection **140**, a receipt dispenser **104** and a display screen **115**.

[0086] The processor **160** identifies the electronic device **150** submitted for recycling using information from the visual inspection and user interface. The processor **160** also determines the proper electrical connector **505** for connection to the data port of the electronic device **150** using information obtained during the visual inspection or from the user interface. The processor **160** also directs and receives information from the electrical analysis of the electronic device **150** performed using the electrical connector **505** connected to the data port of the electronic device **150**. The processor also preferably determines a financial remuneration for the submitted electronic device **150** based on the visual inspection, optionally the electrical analysis and data stored in the memory **161** of the kiosk or information provided externally through the external communication component **167**.

[0087] A flow chart for a preferred recycling method is shown in FIG. **19**. At step **301** a customer elects to sell or recycle an electronic device. The customer checks to see if the electronic device is supported for sale/refurbishing from a list on the screen of the kiosk. The customer activates the on-screen menu system and either enters the phone model directly or goes through a series of menus to determine if the electronic device is eligible for sale or only for recycling. At decision block **302** it is determined if the electronic device is only available for recycling. If yes, (i.e. it is not on the list of electronic device available for reselling) the customer can insert the electronic device into receptacle at step **303** and the electronic device falls into bin **112** for recycling.

[0088] If the electronic device is supported for refurbishment/resale the customer is then encouraged to engage the testing/rating operation of the system. At step **304**, the system has determined the correct connector to couple to the electronic device. Connectivity options and are not limited to cable, standard or proprietary connectors, hard docks, reading removable or external physical memory or other wireless methods like WiFi, Bluetooth, RFID, NFC, and the like. At step **305** the electronic device is connected and inserted into inspection area **106**. If this has been done correctly, the customer is given some indication (e.g. a green light) and the system proceeds to step **306**. At step **306** the electronic device is tested for operation using diagnostics and operating via, for example, the OMSI interface. The diagnostics preferably includes electrical and physical testing including testing the electronic device's battery, screen, memory, button functionality and structural integrity.

[0089] Preferably, the electronic device is imaged and analysis software is used to identify scratches, cracks, wear patterns, dents, broken or missing pieces, inclusion of features such as lenses, buttons, connectors, badges, labeling and/or branding. Identification may be done by image comparison or other similar methods where the image taken of the electronic device is normalized and compared to a reference image. Other inspection methods may be used in conjunction with visual and/or electrical testing including weighing to determine specific weight and use that data to further refine verification of manufacturer and verification of exact device model. In another embodiment, the photographic image is used to identify the correct manufacturer and model number/product number. Visual identification could include any combination of the following: calculations based upon measurement, physical (e.g., mm, inches), pixel count or other. Identification based upon electronic device dimensions, loca-

tion/size of buttons, LCD and other physical characteristics. One camera or multiple cameras may be used to determine height, width, depth as needed. Identification based on OCR (Optical Character Recognition) of identifiers such as Carrier (for phone and tablet computers), brand, model, serial number, other identifiers. Identification based upon barcodes. Consumer may be asked to orient CE on its front, back, side and then asked to change orientation as needed. Consumer may even be asked to remove CE cover(s), batteries and the like in order to gain access to identifiable items, such alphanumeric or barcode data. The kiosk **100** provides a way to use visual inspection with electrical inspection to identify a device, determine its value, and reduce possible fraud.

[0090] In one embodiment, the kiosk **100** communicates with the carrier associated with a mobile phone to collect any information that could be germane to the device, including, for example, validation or authentication, registered ownership, account status, time in service, and the like. In some cases, when the customer's identification information does not match the registered owner information, the kiosk **100** automatically contacts the assumed owner in some manner (automated telephone call, email, text message, etc.) to alert the owner of the phone of the possible transaction.

[0091] Another feature of an embodiment of the kiosk **100** is to determine if there is personal information on the electronic device. This is determined by the presence of data in particular storage registers in the memory (e.g., quick-key stored numbers) or by looking at file types (jpegs, mp3's, etc.), or just assuming all non-default storage locations must contain personal data. The customer is offered the chance to erase the data from the phone. One option allows the customer to request that the data be first downloaded and then sent to a location designated by the customer (e.g., email address, website, etc.). In another embodiment, there is a slot for the customer to enter a memory card (e.g. USB drive, memory stick, etc.) whereupon the kiosk **100** uploads the data to the memory device. In still another embodiment, the kiosk **100** offers a web location from which the user retrieves the data at some later time if desired. In another embodiment, the user elects to have the data placed in another electronic device purchased by the customer at the kiosk **100** or in the location of the kiosk **100** or some other store. The customer preferably selects a user name and password to access the system provided storage location.

[0092] Once the value is determined, the value is provided at step **307** to the kiosk. The kiosk **100** then offers the customer a price or other remuneration for the phone that is typically less than the resale value. In other embodiments, the kiosk **100** offers the customer a price or remuneration that is at the current real-time market price. At step **308** it is determined if the user wishes to accept the offer. If not, the kiosk **100** proceeds to step **309** and opens the door and releases the electronic device back to the customer. If the user wishes to accept the offer, the kiosk **100** proceeds to step **310**. At a point where the user accepts a price, the kiosk **100** may then lock down the inspection area to prevent further access to the electronic device by the user. The kiosk **100** then disconnects any cables that have been attached. At step **310**, the user indicates acceptance of the decision by confirming on the keypad or touch-screen. At this point the kiosk **100** proceeds with deleting the personal data from the electronic device. In addition, once the transaction is confirmed, the kiosk **100** tags the electronic device with a transaction number that is associated with the diagnostic data and the transaction itself. This

is preferably a printed adhesive label that is affixed physically to the phone and/or the loading of electronic data corresponding to the transaction number onto the phone itself for traceability purposes.

[0093] At step 311, the kiosk 100 completes any additional testing and diagnostics of the electronic device, disconnects the cable from the electronic device, and prints a receipt for the customer. Transfer of funds may be authorized via the kiosk 100 by crediting a customer credit card or account by dispensing cash, or by dispensing a voucher or coupon. At step 312 the kiosk 100 updates its inventory database and transmits the update via a communications network to a kiosk server.

[0094] One preferred method for a pre-acquisition auction is illustrated in the flow chart of FIG. 20. A method for analysis of an electronic device and financial remuneration to a user for submission of the electronic device is generally designated 1000. At block 1001, an electronic device is identified. At block 1002, bids are solicited for a used model of the electronic device in a predetermined condition. The bids are preferably solicited online through a website and the bidders are preferably pre-qualified. At block 1003, bids for the used model of the electronic device are received from a plurality of bidders. At block 1004, a purchase price to pay for the used model of the electronic device is set based on the plurality of bids received from the plurality of bidders. Typically, the purchase price is based on the winning bid. The shipping information for the winning bidder is preferably obtained at this time. At block 1005, a used model of the electronic device is identified at a recycling kiosk for the electronic device. Preferably, a consumer desires to recycle the electronic device. At 1006, the integrity of the used model of the electronic device is verified at the recycling kiosk. Preferably, the condition of the electronic device is established at the kiosk, with the kiosk determining any damage to the electronic device based on visual and electronic analysis of the electronic device. At block 1007, the electronic device is evaluated and graded. At block 1008, the purchase price for the used model of the electronic device is offered to a consumer at the kiosk. At block 1009, the electronic device is automatically binned after purchasing the used model of the electronic device from the consumer at the kiosk. At block 1010, the electronic device is shipped to the winning bidder.

[0095] Preferably, the kiosk 100 of the method comprises a housing 105, the housing 105 comprising a user interface on an exterior surface of the housing for the user to input information, an upper dome and a lower dome, wherein the upper dome and the lower dome comprise a plurality of mirrors. The kiosk 100 further comprises an upper chamber camera, a lower chamber camera and a transparent surface. The kiosk 100 further comprises a processor 160 within the housing and in communication with the at least one camera, the processor 160 configured to identify the brand and model number of the mobile communication device based on at least one of the information from the user and the images from the at least one camera, the processor 160 configured to determine a purchase price for the used model of the mobile communication device.

[0096] An alternative method for a pre-acquisition auction begins with a mobile communication device identified for acquisition. Bids are solicited for a used model of the mobile communication device. Bids for the used model of the mobile communication device are received from a plurality of bidders. A purchase price to pay for the used model of the mobile communication device is set based on the plurality of bids

received from the plurality of bidders. A used model of the mobile communication device is identified at a recycling kiosk for the mobile communication device. The integrity of the used model of the mobile communication device is verified at the recycling kiosk. The purchase price for the used model of the mobile communication device is offered to a consumer at the kiosk. The mobile communication device is automatically binned after purchasing the used model of the mobile communication device from the consumer at the kiosk. The mobile communication device is shipped to the winning bidder.

[0097] Another alternative method for a pre-acquisition auction begins with establishing a plurality of pre-acquisition purchase prices. Each of the plurality of pre-acquisition purchase prices is established for a recycled electronic device in a predetermined condition. Each of the pre-acquisition purchase prices is established by a winning bid from a bidder of a plurality of bidders for a recycled electronic device. An electronic device is positioned in an inspection area of a kiosk. The inspection area has at least one camera. The electronic device or a portion thereof is imaged. The image of the electronic device obtained by the at least one camera disposed in the inspection area is inspected to determine if the electronic device has any defects. The electronic device is identified and a condition of the electronic device is determined. A matching pre-acquisition purchase price is selected from the plurality of pre-acquisition purchase prices for the electronic device. A consumer is offered the pre-acquisition purchase price for the electronic device.

[0098] An alternative method of the present invention is illustrated in the flow chart of FIG. 21. A method for analysis of an electronic device and financial remuneration to a user for submission of a mobile communication device is generally designated 2000. At block 2001, a mobile communication device is identified. At block 2002, bids are solicited for a used model of the mobile communication device. At block 2003, bids for the used model of the mobile communication device are received from a plurality of bidders. At block 2004, a purchase price to pay for the used model of the mobile communication device is set based on the plurality of bids received from the plurality of bidders. At block 2005, a used model of the mobile communication device is identified at a recycling kiosk for the mobile communication device. At 2006, the integrity of the used model of the mobile communication device is verified at the recycling kiosk. At block 2007, the purchase price for the used model of the mobile communication device is offered to a consumer at the kiosk. At block 2008, the mobile communication device is automatically binned after purchasing the used model of the mobile communication device from the consumer at the kiosk. At block 2009, the mobile communication device is shipped to the winning bidder.

[0099] Alternatively, the method comprises imaging a screen shot of a known screen of a battery charging screen display of the electronic device and inspecting the screen shot of the known screen of the battery charging screen display of electronic device obtained by at least one camera.

[0100] The present invention further includes is a dome shaped apparatus, the dome shaped apparatus comprising an upper dome, a lower dome. The upper and lower dome comprises a plurality of walls, wherein the plurality of walls are composed of mirrors. The dome shaped apparatus further comprises a transparent surface and at least one camera, the camera capable of obtaining a 360 degree view of an elec-

tronic device placed within the dome shaped apparatus. The upper dome preferably comprises an upper chamber camera. The lower dome preferably comprises a lower chamber camera. Preferably, a combination of each of the upper dome and lower dome cameras and the plurality of mirrors allow for an image of the device placed on the transparent surface. Preferably, the combination of each of the upper dome and lower dome cameras and the plurality of mirrors allow for a 360 degree of the electronic device placed on the transparent surface. Preferably, each of the upper dome and lower dome cameras are moveable.

[0101] Alternatively, the mobile phone 150 positioned within an inspection area 106 of a kiosk 100. The mobile phone is powered up. A term is inputted into the mobile phone 150 for display on a LCD screen of the mobile phone 150. A preferred term is a telephone number for display on a LCD screen 153 as shown in FIG. 14. The term may also be a word, characters, or like inputs. The LCD screen 153 is inspected for damage such as cracks, pixel defects, discoloration and the like. The kiosk 100 inspects the LCD screen 153 for defects in the display of the telephone number or like term. Further, the luminescence of the LCD screen 153, particularly the telephone number, can also be measured to determine if the luminescence is performing at levels set forth by the manufacturer of the mobile phone 150. An optional electrical analysis is performed on the mobile phone 150 as discussed in more detail below. Lastly, the value of the mobile phone is determined as discussed in more detail below.

[0102] Yet another alternative method of the present invention is illustrated in the flow chart of FIG. 22. The method 3000 begins at block 3001 with establishing a plurality of pre-acquisition purchase prices. Each of the plurality of pre-acquisition purchase prices is established for a recycled electronic device in a predetermined condition. Each of the pre-acquisition purchase prices is established by a winning bid from a bidder of a plurality of bidders for a recycled electronic device. At block 3002, an electronic device is positioned in an inspection area of a kiosk. The inspection area has at least one camera. At block 3003, the electronic device or a portion thereof is imaged. At block 3004, the image of the electronic device obtained by the at least one camera disposed in the inspection area is inspected to determine if the electronic device has any defects. At block 3005, the electronic device is identified and a condition of the electronic device is determined. At block 3006, a matching pre-acquisition purchase price is selected from the plurality of pre-acquisition purchase prices for the electronic device. At block 3007, a consumer is offered the pre-acquisition purchase price for the electronic device.

[0103] Preferably, the method further comprises automatically binning the electronic device after determining the value of the electronic device. The method preferably comprises using the robotic finger to call a test phone number or alternatively to send a text a test phone number. The text preferably comprises each letter of the alphabet which allows determining the functionality of all letters of the keyboard. The method further comprises the text comprises a character string comprising the numbers 1 through 10, allowing determination of the functionality of all numbers on the keyboard. Further, the robotic finger may be used to send a text comprising each symbol on the keyboard. The method alternatively comprises using the robotic finger to active a camera mode of the electronic device such as disclosed in Bowles et al., U.S. patent application Ser. No. 13/658,828, filed on Oct.

24, 2012 for a Method And Apparatus For Recycling Electronic Devices, which is hereby incorporated by reference in its entirety, or such as disclosed in Bowles et al., U.S. patent application Ser. No. 13/658,825, filed on Oct. 24, 2012 for a Method And Apparatus For Recycling Electronic Devices, which is hereby incorporated by reference in its entirety.

[0104] From the foregoing it is believed that those skilled in the pertinent art will recognize the meritorious advancement of this invention and will readily understand that while the present invention has been described in association with a preferred embodiment thereof, and other embodiments illustrated in the accompanying drawings, numerous changes modification and substitutions of equivalents may be made therein without departing from the spirit and scope of this invention which is intended to be unlimited by the foregoing except as may appear in the following appended claims. Therefore, the embodiments of the invention in which an exclusive property or privilege is claimed are defined in the following appended claims.

1. A kiosk-implemented method for recycling a mobile electronic device, the method comprising:

- soliciting bids to purchase used units of a model of mobile electronic device;
- receiving the solicited bids from a plurality of bidders;
- setting a purchase price to pay for used units of the model based on the received bids;
- receiving, at a kiosk, a used mobile electronic device from a user of the kiosk;
- identifying, at the kiosk, that the used mobile electronic device matches the model;
- automatically verifying, at the kiosk, the integrity of the used mobile electronic device;
- in response to identifying that the used mobile electronic device matches the model and verifying the integrity of the used mobile electronic device, offering the user, at the kiosk, the purchase price in exchange for the used mobile electronic device;
- dispensing, at the kiosk, the purchase price to the user; and
- retaining the used mobile electronic device at the kiosk.

2. The method according to claim 1, further comprising automatically binning the used mobile electronic device at the kiosk.

3. The method according to claim 1, further comprising instructing the user to erase data stored on the used mobile electronic device before retaining the used mobile electronic device.

4. (canceled)

5. A method for purchasing an electronic device at a kiosk, the method comprising:

- establishing a plurality of pre-acquisition purchase prices, each of the plurality of pre-acquisition purchase prices corresponding to a used unit of a particular model of electronic device of a particular condition grade, each of the pre-acquisition purchase prices established by a winning bid from a bidder among a plurality of bidders for a used unit of the particular model at the particular condition grade;
- receiving, from a consumer, an electronic device in an inspection area of a kiosk, the kiosk having a camera operably associated with the inspection area;
- generating, using a camera, an image of the received electronic device while the received electronic device is within the inspection area;

identifying a model of the received electronic device based on the image;
 automatically determining a condition grade of the received electronic device based on the image;
 selecting a matching one of the pre-acquisition purchase prices from the plurality of pre-acquisition purchase prices based on the identified model and the determined condition grade;
 offering the consumer the selected pre-acquisition purchase price in exchange for the received electronic device in response to identifying the model of the received electronic device and determining the condition grade of the received electronic device, wherein the offered pre-acquisition purchase price is set before the electronic device is received at the kiosk;
 dispensing, at the kiosk, the pre-acquisition purchase price to the consumer; and
 retaining the received electronic device at the kiosk.

6. The method according to claim 5, further comprising automatically binning the received electronic device at the kiosk.

7. The method according to claim 5, further comprising comparing information derived from a barcode sticker of the received electronic device to information derived from an about page displayed on the received electronic device.

8. The method according to claim 5, further comprising analyzing a text content of an about page displayed on the received electronic device and comparing the text content to that of another about page.

9-20. (canceled)

21. The method according to claim 1, wherein dispensing the purchase price includes dispensing the purchase price as cash.

22. The method according to claim 1, wherein receiving the solicited bids from a plurality of bidders includes receiving online bids from a plurality of pre-qualified online bidders.

23. The method according to claim 1, further comprising shipping the used mobile electronic device to a winning bidder among the plurality of bidders.

24. The method according to claim 1, wherein identifying that the used mobile electronic device matches the model includes:

identifying that the used mobile electronic device matches one of a subset of models of mobile electronic devices based on a dimension of the used mobile electronic device; and

identifying that the used mobile electronic device matches a particular model within the subset based on a secondary feature of the used mobile electronic device.

25. The method according to claim 1, further comprising determining, at the kiosk, an ownership status of the used mobile electronic device.

26. The method according to claim 1, wherein:
 the kiosk includes an electrical connector; and
 automatically verifying the integrity of the used mobile electronic device includes obtaining information from the used mobile electronic device via the electrical connector.

27. The method according to claim 1, further comprising comparing information derived from a barcode sticker of the used mobile electronic device to information derived from an about page displayed on the used mobile electronic device.

28. The method according to claim 5, wherein dispensing the pre-acquisition purchase price includes dispensing the pre-acquisition purchase price as cash.

29. The method according to claim 5, wherein each of the pre-acquisition purchase prices is established by a winning bid from a pre-qualified online bidder among a plurality of pre-qualified online bidders.

30. The method according to claim 5, further comprising shipping the received electronic device to a winning bidder among the plurality of bidders.

31. The method according to claim 5, wherein identifying the model of the received electronic device includes:

identifying that the received electronic device matches one of a subset of models of electronic devices based on a dimension of the received electronic device; and
 identifying that the received electronic device matches a particular model within the subset based on a secondary feature of the received electronic device.

32. The method according to claim 5, further comprising determining, at the kiosk, an ownership status of the received electronic device.

33. The method according to claim 5, wherein:
 the kiosk includes an electrical connector; and
 automatically determining the condition grade of the received electronic device includes obtaining information from the received electronic device via the electrical connector.

* * * * *